



2.2

Chapter 2.2

STATUS AND TRENDS – NATURE



IPBES GLOBAL ASSESSMENT REPORT ON BIODIVERSITY AND ECOSYSTEM SERVICES CHAPTER 2.2 STATUS AND TRENDS – NATURE

Copyright © 2019, Intergovernmental Science-Policy Platform on Biodiversity and Ecosystem Services (IPBES)

DOI: <https://doi.org/10.5281/zenodo.3832005>

Part of ISBN: 978-3-947851-20-1

COORDINATING LEAD AUTHORS:

Kazuhiro Ichii (Japan), Zsolt Molnár (Hungary), David Obura (Kenya), Andy Purvis (United Kingdom of Great Britain and Northern Ireland), Katherine Willis (United Kingdom of Great Britain and Northern Ireland)

LEAD AUTHORS:

Nakul Chettri (India), Ehsan Dulloo (Mauritius), Andrew Hendry (United States of America), Bardukh Gabrielyan (Armenia), Julian Gutt (Germany), Ute Jacob (Germany), Emre Keskin (Turkey), Aidin Niamir (Germany/Islamic Republic of Iran), Bayram Öztürk (Turkey)

FELLOWS:

Pedro Jaureguiberry (Inter-American Institute for Global Change Research/Argentina), Rashad Salimov (Azerbaijan)

CONTRIBUTING AUTHORS:

Peter Akong Minang (Kenya), Yildiz Aumeeruddy-Thomas (France), Dániel Babai (Hungary), Elizabeth M. Bach (United States of America), Nichole Barger (USA), Shivani Barthwal (India), Bastien Beaufort (France), Marc-Olivier Beausoleil (Canada), Diana Bowler (Norway), Bela Buck (Germany), Cristian Correa (Chile), Luca Coscieme (Ireland), Stuart Butchart (United Kingdom of Great Britain and Northern Ireland), Fabrice DeClerck (Belgium/France), Adriana De Palma (United Kingdom of Great Britain and Northern Ireland), László Demeter (Hungary), Joseph DiBattista (Australia), Kyle Elliott (Canada), Simon Ferrer (Australia), Kathleen Galvin (United States of America), Lucas Garibaldi (Argentina), Abigail Golden (United States of America), Marta Gómez-Giménez (Germany), Ricardo Gonzalez (United Kingdom of Great Britain and Northern Ireland), Kiyoko Gotanda (United Kingdom of Great Britain and Northern Ireland), Carlos A. Guerra (Germany), Thomas D. Harwood (Australia), Samantha L. L. Hill (United Kingdom of Great Britain and Northern Ireland), John E. Hobbie (United States of America), Murray M. Humphries (Canada), David Hunt (Canada), Syed Ainul Hussein (India), Forest

Isbell (United States of America), Walter Jetz (Future Earth/ USA), Kaitlin M. Keegan (United States of America), Alla Khosrovyan (Spain), Holger Kreft (Germany), Peter Laban (IUCN), Shuaib Lwasa (Uganda), Louise McRae (United Kingdom of Great Britain and Northern Ireland), Peter A. Minang (Cameroon), Rose O'Dea (Canada), Nsalambi Nkongolo (Democratic Republic of Congo), Kinga Öllerer (Hungary), Kirk W. Olson (United States of America), Bertram Østrup (Denmark), Hannes Palang (Estonia), Owen F. Price (Australia), Jake Rice (Canada), Callum M. Roberts (United Kingdom of Great Britain and Northern Ireland), Sarah Sanderson (Canada), Mahesh Sankaran (India), Hanno Seebens (Germany), Yasuo Takahashi (Japan), Ian Thompson (Brazil), Max Troell (Sweden), Diana H. Wall (United States of America), Christian Werner (Germany), Karsten Wesche (Germany), Lyle G. Whyte (Canada), Jacki Wood (Canada), Cynthia N. Zayas (Philippines)

CHAPTER SCIENTIST:

Nicolas Titeux (Belgium), Martin Wiemers (Germany)

REVIEW EDITORS:

Rodolfo Dirzo (Mexico), Sebsebe Woodmatas Demissew (Ethiopia)

THIS CHAPTER SHOULD BE CITED AS:

Purvis, A., Molnar, Z., Obura, D., Ichii, K., Willis, K., Chettri, N., Dulloo, E., Hendry, A., Gabrielyan, B., Gutt, J., Jacob, U., Keskin, E., Niamir, A., Öztürk, B., and Jaureguiberry, P (2019). Chapter 2.2. Status and Trends – Nature. In: Global assessment report of the Intergovernmental Science-Policy Platform on Biodiversity and Ecosystem Services. Brondízio, E. S., Settele, J., Díaz, S., Ngo, H. T. (eds). IPBES secretariat, Bonn, Germany. 108 pages DOI: 10.5281/zenodo.3832005

PHOTO CREDIT:

P. 201-202: Molnar Abel Peter

The designations employed and the presentation of material on the maps used in the present report do not imply the expression of any opinion whatsoever on the part of the Intergovernmental Science-Policy Platform on Biodiversity and Ecosystem Services concerning the legal status of any country, territory, city or area or of its authorities, or concerning the delimitation of its frontiers or boundaries. These maps have been prepared for the sole purpose of facilitating the assessment of the broad biogeographical areas represented therein.

Table of Contents

EXECUTIVE SUMMARY	206
2.2.1 INTRODUCTION	210
2.2.2 DIVERSE CONCEPTUALIZATIONS OF NATURE AND PLURALISTIC KNOWLEDGE SYSTEMS	212
2.2.2.1 Indigenous Peoples' and Local Communities' conceptualizations and knowledges of nature (IPLCs)	212
2.2.2.2 Collaboration between knowledge systems, changing conceptualizations . . .	213
2.2.3 OVERVIEW OF NATURE	215
2.2.3.1 Essential Biodiversity Variables	215
2.2.3.2 Ecosystem structure	215
2.2.3.3 Ecosystem function	215
2.2.3.4 Community composition	217
2.2.3.4.1 Insular systems	218
2.2.3.4.2 Hotspots of endemism and rarity	218
2.2.3.4.3 Hotspots of agrobiodiversity	220
2.2.3.5 Species populations	222
2.2.3.6 Organismal traits	223
2.2.3.7 Genetic composition	224
2.2.4 CONTRIBUTION OF INDIGENOUS PEOPLES AND LOCAL COMMUNITIES TO THE CO-PRODUCTION AND MAINTENANCE OF NATURE	225
2.2.4.1 Co-production of cultural landscapes with high ecosystem heterogeneity . .	225
2.2.4.2 Development of species-rich semi-natural ecosystems of wild species . . .	226
2.2.4.3 Creation of new ecosystems with a combination of wild and domestic species.	226
2.2.4.4 Contributing to agrobiodiversity by selection and domestication	226
2.2.4.5 Enhancement of the natural resilience through traditional management. . .	226
2.2.4.6 Increase local net primary biomass production at the landscape scale . . .	227
2.2.4.7 Contribution to biodiversity by sustaining and protecting ecosystems of high conservation value from external users.	228
2.2.5 STATUS AND TRENDS IN NATURE	228
2.2.5.1 Pre-1970 trends in nature	228
2.2.5.2 Trends in nature since 1970 and current status	229
2.2.5.2.1 Ecosystem structure	230
2.2.5.2.2 Ecosystem function.	234
2.2.5.2.3 Community composition.	235
2.2.5.2.4 Species populations	238
2.2.5.2.5 Organismal traits.	243
2.2.5.2.6 Genetic composition.	246
2.2.5.3 Status and trends of nature in land and sea managed and/or held by Indigenous Peoples and Local Communities	247
2.2.5.3.1 Status and trends of nature as assessed by science.	247
2.2.5.3.2 Trends of nature as observed by Indigenous Peoples and Local Communities	248
2.2.6 GLOBAL-SCALE ANALYSIS OF ATTRIBUTION OF TRENDS TO DRIVERS	251
2.2.6.1 Challenges of synthesis.	251
2.2.6.2 Attribution of natural science indicator trends to direct drivers	253
2.2.6.3 Attribution of drivers by Indigenous Peoples and Local Communities . . .	254

2.2.7	UNITS OF ANALYSIS	255
2.2.7.1	Introduction	255
2.2.7.2	Tropical and subtropical dry and humid forests	257
2.2.7.3	Boreal and temperate forests	257
2.2.7.4	Mediterranean forests, woodlands and scrub	258
2.2.7.5	Arctic and mountain tundra	259
2.2.7.6	Tropical and subtropical savannas and grasslands	259
2.2.7.7	Temperate grasslands	260
2.2.7.8	Deserts and xeric shrub lands	261
2.2.7.9	Wetlands	261
2.2.7.10	Urban/semi-urban	262
2.2.7.11	Cultivated areas	263
2.2.7.12	Cryosphere	263
2.2.7.13	Aquaculture	264
2.2.7.14	Inland waters	265
2.2.7.15	Shelf systems	265
2.2.7.16	Surface open ocean	266
2.2.7.17	Deep sea	267
2.2.7.18	Coastal areas intensively and multiply used by humans	269
REFERENCES		270

CHAPTER 2.2

STATUS AND TRENDS

– NATURE

EXECUTIVE SUMMARY

1 **Humanity is now a dominant influence on nature worldwide (*well established*) {2.2.5, 2.2.7}, with many impacts having accelerated rapidly in the 20th century (*well established*) {2.2.5.2}.** Humanity has influenced nature significantly since prehistory, both positively (e.g., development of agrobiodiversity) and negatively (e.g., extinction of megafauna and flightless island birds) (*well established*) {2.2.4, 2.2.5.1}; but nature – including species, their genes and populations, communities of interacting populations, ecological and evolutionary processes, and the landscapes and ecosystems in which they live – is now declining rapidly and many facets of nature have already been much reduced (*well established*) {2.2.5}, supporting suggestions that Earth has entered the Anthropocene.

2 **Much of nature has already been lost, and what remains is continuing to decline {2.2.5.2}.** Indicators of the extent and structural condition of ecosystems, of the composition of ecological communities, and of species populations overwhelmingly show net declines over recent decades; most of the exceptions are themselves symptoms of damage (e.g., the biomass of prey fish has increased, but this is because humanity has harvested most of the bigger fish that prey on them; and terrestrial vegetation biomass – though still only around half its natural baseline level – has increased slightly in recent decades, mainly because elevated CO₂ slightly increases photosynthesis) (*well established*) {2.2.5.2.1, 2.2.5.2.3, 2.2.5.2.4}. Some declines have slowed (e.g., the extent of forests is reducing less quickly than in the 1990s) and some have even been reversed (e.g., area of tree cover is increasing), but others are accelerating (e.g., most of the total extinction risk to species is estimated to have arisen in the past 40 years) (*established but incomplete*).

3 **The degree of transformation of ecosystems from natural to human-dominated varies widely across terrestrial, inland water and marine systems, and geographically within many systems {2.2.5.2.1, 2.2.7}. Over 30% of the world’s land is now agricultural or urban, with ecosystem processes deliberately redirected from natural to anthropogenic pathways. Human drivers extend so widely beyond these areas that as little as 13% of the ocean and 23% of the land**

is still classified as “wilderness” – and these areas tend to be remote and/or unproductive (e.g., tundra, oceanic gyres) (*well established*) {2.2.5.2.1}. The most accessible and hospitable biomes either have been almost totally modified by humans in most regions (e.g., Mediterranean forests and scrub, temperate forests) or show maximum levels of conversion to anthropogenic biomes or “anthromes” (e.g., conversion of most temperate grassland to cultivated land and urban areas) (*well established*) {2.2.7.7}. Although the five freshwater and marine biomes cannot be settled and physically transformed in the same way as terrestrial biomes, they too range from unaltered to highly degraded (*well established*) {2.2.5.2.1, 2.2.7}. No global data exist on the extent of aquaculture and intensively-used coastlines, but sensitive coastal and nearshore ecosystems – such as coral reefs, mangroves and saltmarshes – are already well below natural baseline levels and continuing to decline rapidly (*established but incomplete*) {2.2.5.2.1}. Such habitats provide important resources and protection for hundreds of millions of people.

4 **Globally, the net rate of loss of forests that are not managed for timber or agricultural extraction has halved since the 1990s (*established but incomplete*), but declines continue in the tropics (*well established*); and intact forest landscapes – large areas of forest or natural mosaic with no human-caused alteration or fragmentation detectable by satellites – are still being lost from both high and low-income countries (*established but incomplete*) {2.2.5.2.2}.** Forests in temperate and high latitudes have been expanding through afforestation programmes or vegetation succession after land abandonment, but the often highly biodiverse tropical forests continue to dwindle (*well established*) {2.2.5.2.1, 2.2.7.2}. The rate of loss of intact tropical forest landscapes has increased threefold in 10 years due to industrial logging, agricultural expansion, fire and mining (*well established*) {2.2.5.2.1}. Primary boreal and temperate forests are also increasingly degraded worldwide (*well established*) {2.2.7.3}.

5 **Hotspots of rare and endemic species have on average suffered more degradation of ecosystem structure and biotic integrity than other areas, despite their importance for global biodiversity (*well established*) {2.2.5.2, 2.2.7.15}.** Across a range of taxonomic groups, 7.3% of the land is particularly rich in

species that are not found elsewhere. Indicators of ecosystem structure, community composition and species populations are ~ 20% lower in these 'hotspots' of rare and endemic species and are declining much faster (median = 74% faster), than across the world as a whole (*established but incomplete*) {2.2.5.2}. In the oceans, approximately half the live coral cover on coral reefs – among the most species-rich habitats on earth – has been lost since the 1870s, with accelerating losses in recent decades due to climate change exacerbating other drivers; the live coral cover on coral reefs has declined by 4% per decade since 1990 (*established but incomplete*) {2.2.5.2.1}.

6 Human actions threaten more species with global extinction now than ever before (*well established*) {2.2.5.2.4}: extrapolating from detailed 'bottom-up' assessments of species in the best-studied taxonomic groups suggests that around one million animal and plant species already face extinction, and that a third of the total species extinction risk to date has arisen in the last 25 years (*established but incomplete*) {2.2.5.2.4}. Land/sea-use change is the most common direct driver threatening assessed species, followed by (in descending order of prevalence) direct exploitation, pollution, invasive alien species and climate change (*well established*) {2.2.6}. The rate of species extinction is already at least tens to hundreds of times higher than it has averaged over the past 10 million years, and it is set to rise sharply still further unless drivers are reduced (*well established*) {2.2.5.2.4}. Available population trend records show widespread and rapid declines in species' distributions and population sizes (*established but incomplete*) {2.2.5.2.4}; these declines can both reduce the contributions species make to people and perturb local ecosystems with often unpredictable results. The prevalence of extinction risk in high-diversity insect groups is a key unknown, and knowledge of population trends is still very incomplete, especially for non-vertebrate species.

7 A 'top-down' analysis of the number of species for which sufficient habitat remains suggests that as many as half a million terrestrial species of animal and plant may already be doomed to extinction because of habitat loss and deterioration that have already taken place (*established but incomplete*) {2.2.5.2.4}. These 'dead species walking' come about because responses to drivers can take many years to play out (*well established*) {2.2.5.2.4}. Habitat restoration could save many of these species if done soon after the original loss or degradation of habitat. The estimate of half a million terrestrial species, including over 3,000 vertebrate and 40,000 plant species, is produced by unprecedented integration of global environmental data with distributional information for over 400,000 terrestrial species of invertebrate, vertebrate and plant; although it is broadly consistent with the 'bottom-up'

estimate of a million threatened species across the terrestrial, freshwater and marine realms, it uses entirely separate data and analysis.

8 Transformation of ecosystems to increasingly intensive human use has enabled a small fraction of species to greatly expand their distribution and increase in abundance. Nearly one fifth of the Earth's surface is at risk of plant and animal invasions, impacting native species, ecosystem functions and nature's contributions to people, as well as economies and human health. Over 6000 plant species are known to be invasive somewhere in the world. The number of invasive alien species and the rate of introduction of new invasive alien species seems higher than ever before and with no signs of slowing (*established but incomplete*) {2.2.5.2.3}.

9 Human actions are driving widespread changes in organismal traits (*well established*) {2.2.5.2.5} and reductions in genetic diversity (*established but incomplete*) {2.2.5.2.6}. Many species are evolving rapidly as they adapt to human drivers of change, including some changes – such as resistance to antibiotics and pesticides – that pose serious risks for society (*well established*) {2.2.5.2.5, Box 2.5}, which evolutionary-aware policy decisions and strategies can mitigate (*established but incomplete*). Populations have lost about 1% of their genetic diversity per decade since the mid-19th century; wild populations whose habitats have been fragmented by land-use change have less genetic diversity than those elsewhere; and mammalian and amphibian genetic diversity is lower where human influence is greater (*established but incomplete*) {2.2.5.2.6}. Although the spread of agriculture led to the development of many races and varieties of farmed animals and plants, the modernization of agriculture has seen many of these go extinct: by 2016, 559 of the 6,190 domesticated breeds of mammals used for food and agriculture (over 9 per cent) had become extinct and at least 1,000 more are threatened (*established but incomplete*) {2.2.5.2.6}. Case studies have demonstrated rapid trait changes in response to all main direct drivers and some clear examples of rapid evolution – e.g., trophy-hunted bighorn sheep have evolved smaller horns – and many species show rapid evolution in cities (*well established*) {2.2.5.2.5, Box 2.5}. Evolutionary-aware strategies can help to prevent undesirable evolution (e.g., of resistance to control measures in pests and diseases) and to promote desirable evolutionary outcomes (e.g., reduced reproduction of mosquitoes that transmit malaria) (*established but incomplete*) {Box 2.5}.

10 The global loss of forests, rates of species extinction, and average losses of originally-present biodiversity from terrestrial ecological communities all transgress proposed precautionary 'Planetary Boundaries' (*established but incomplete*) {2.2.5.2.1},

2.2.5.2.3. Transgressing these boundaries may risk tipping the Earth system out of the environmentally stable state it has been in throughout the history of civilization, though debate about both the reality and position of the boundaries continues (*inconclusive*) {2.2.5.2.1, 2.2.5.2.3}. The loss of forests and tree cover (reduced to 68% and 54%, respectively, of their historical baselines) exceed the proposed Planetary Boundary for land-system change (i.e., no more than a 25% reduction in forests) (*established but incomplete*) {2.2.5.2.1}, below which the biosphere's contribution to global climate regulation may become critically compromised (*unresolved*) {2.2.5.2.1}. The global rate of species extinction is already at least tens to hundreds of times higher than the average rate over the past 10 million years and is accelerating (*established but incomplete*) {2.2.5.2.4}, exceeding the proposed boundary and potentially impoverishing the biosphere's capacity to adapt to possibly abrupt environmental change (*unresolved*) {2.2.5.2.4}. On average, terrestrial ecological communities worldwide have lost at least 20% of their originally-present biodiversity (*established but incomplete*) {2.2.5.2.3}, double the proposed safe limit beyond which the short-term healthy functioning of biomes may become compromised (*inconclusive*) {2.2.5.2.3}.

11 Land-use change has had the largest relative negative impact on nature for terrestrial and freshwater ecosystems, mainly through habitat loss and degradation; whereas in marine ecosystems, direct exploitation of organisms (mainly fishing) has had the largest relative impact, followed by land/sea-use change (*well established*) {2.2.6.2}. The multiple components of climate and atmospheric change (e.g., changing temperature, rainfall and atmospheric CO₂ levels as well as ocean acidification) are already significant drivers of change in many aspects of nature but are not usually the most important drivers at present (*well established*) {2.2.6.2}. The relative impact attributable to each driver also varies markedly among components of nature, taxonomic groups, regions and biomes (*established but incomplete*) {2.2.6.2, 2.2.7}. For instance, species abundance is mostly affected by land-use change in the terrestrial and freshwater systems but by direct exploitation in the marine realm. Invasive alien species often have a strong impact on oceanic island assemblages worldwide (*well established*) {2.2.3.4.1, 2.2.5.2.3}, and invasive pathogens are implicated in the rapid declines of many amphibian species (*well established*) {2.2.5.2.3}. Coral reef bleaching is a direct consequence of ocean temperature increase (*well established*) {2.2.7.15}. Temperature increase is the main factor at high latitudes both on land and in the oceans {2.2.5.2.5, 2.2.7.3, 2.2.7.5, 2.2.7.12, 2.2.7.15}. The drivers of change are all interconnected; as such they are compromising the Earth's living systems as a whole to a degree unprecedented in human history.

12 The world's major ecosystems vary in both the intensity of drivers they face and their ability to withstand them, with some close to potential collapse.

The bleaching of shallow coral reefs during hotter and more frequent marine heat waves, coupled with intensifying fishing and intensification of coastline use, indicate a type of ecosystem whose thresholds of resilience are being exceeded (*well established*) {2.2.7.15}. In the Mediterranean forests, woodlands and scrub of many regions, wildfires are starting earlier in the year and increasing in number, coverage and severity which, coupled with their increasing human population due to attractiveness for settlement and the associated expansion of urban and cultivated areas, may indicate a transformation at the biome scale (*established but incomplete*) {2.2.7.4}.

13 Many practices of Indigenous Peoples and Local Communities (IPLCs) conserve and sustainably manage, wild and domesticated biodiversity (*well established*) {2.2.4}. A high proportion of the world's terrestrial biodiversity lives in areas managed and/or held by Indigenous Peoples (*well established*) {2.2.4}, where ecosystems and ecological communities tend to be more intact and declining less rapidly than elsewhere (*established but incomplete*) {2.2.5.3.1}.

Practices that contribute to biodiversity include co-production of highly diverse cultural landscapes that are very heterogeneous ecologically and often rich in both wild and domesticated species {2.2.4.1, 2.2.4.2, 2.2.4.3}; contributing to agrobiodiversity by selection, domestication and maintenance of wild races and varieties of plants and animals {2.2.4.4}; traditional management practices that enhance natural resilience (e.g., by targeted burning) {2.2.4.5}; increasing landscape-scale net primary biomass production (e.g., by adaptive grazing and burning regimes) {2.2.4.6}; and protecting areas from external exploiters, e.g., slowing the spread of intensive monocrop agriculture in recognized indigenous territories {2.2.4.7}. However, unsustainable practices are becoming increasingly common in some regions traditionally managed by Indigenous Peoples and Local Communities as lifestyles, values and external pressures change with globalization (*well established*) {2.2.4}. At least a quarter of the global land area is traditionally owned, managed¹, used or occupied by Indigenous Peoples. These areas include approximately 35 per cent of the area that is formally protected, and approximately 35 per cent of all remaining terrestrial areas with very low human intervention (*established but incomplete*) {2.2.5.3.1}; all these figures would rise if other local communities were considered. For the global indicators that could be compared between these indigenous lands

1. These data sources define land management here as the process of determining the use, development and care of land resources in a manner that fulfils material and non-material cultural needs, including livelihood activities such as hunting, fishing, gathering, resource harvesting, pastoralism and small-scale agriculture and horticulture.

and the world as a whole, nature has declined by 30% less, and has declined 30% more slowly in recent years, in the indigenous lands (*established but incomplete*) {2.2.5.3.1}.

14 Indigenous Peoples and Local Communities report that the nature important to them is mostly declining: among the local indicators developed and used by Indigenous Peoples and Local Communities, 72 per cent show negative trends in nature that underpin local livelihoods and well-being (*well established*) {2.2.5.3.2}, which they mainly attribute to land-use change and climate change; the relative importance of these drivers varies among regions and major ecosystem types (*established but incomplete*) {2.2.6.3}.

Natural resource availability is generally decreasing; time needed or distance travelled to harvest resources is increasing; culturally salient species often have negative population trends; native newcomer species arrive as climate changes (e.g., southern species to arctic areas); new pests and invasive alien species colonize; natural habitats are lost, especially forests and grazing lands, while remnant ecosystems degrade and their productivity decreases; and the health condition and body size of wild animals decrease (*established but incomplete*) {2.2.5.3.2}. The drivers to which IPLCs most often attribute the mostly negative trends in nature (in decreasing order of prevalence and based on >300 indicators) were land-use change (e.g., tropical forest monocrop conversions, expansion of settlements and discontinued traditional land management practices); climatic changes, such as droughts and the increasingly unpredictable annual distribution of rainfall; arrival of new pests and invasive alien species; changing range of wild species; floods (as a combined effect of climate and land-use changes); and finally overexploitation of resources by outsiders and locals (e.g., logging and overgrazing) (*established but incomplete*) {2.2.6.3}.

15 Whereas scientific observations on the status of nature have for centuries been valued, systematically recorded, retained and synthesized in scientific outputs, indigenous and local knowledge of nature has been largely disregarded, is still being lost, and has rarely been synthesized (*well established*) {2.2.2.2}.

The synthesis of trends in nature observed by Indigenous Peoples and Local Communities has been hindered by the lack of regional and global institutions that would gather, aggregate and synthesize local data into regional and global summaries (*well established*) {2.2.2.2, **Box 2.6**}, but such efforts are emerging. Many of the aspects of nature monitored by Indigenous Peoples and Local Communities are reasonably compatible with indicators used by natural scientists but tend to be more local in scale and more directly connected to elements of nature that underpin nature's contributions to people (*well established*) {**Box 2.6**}, highlighting the importance of recording and synthesizing them. The spread of modern

lifestyles and technologies into many indigenous and other local communities may threaten the current diversity of conceptualizations of nature and of ways of learning about and from it, as well as resource management practices that could ensure sustainable human-nature relations (*well established*) {2.2.2; 2.2.4}.

16 This global assessment has been able to make use of much more, better, more comprehensive and more representative information than was available even a decade ago (*well established*) {2.2.1}. Though uncertainties and gaps in knowledge remain, there can be no doubt that nature is continuing to decline globally (*well established*) {2.2.5, 2.2.7} in response to direct human-caused drivers (*well-established*) {2.2.6}.

Some of the most important knowledge gaps are: global syntheses of indigenous and local knowledge about the status and trends in nature; quantitative syntheses of the status and trends of parasites, insects, microorganisms, and biodiversity in soil, benthic and freshwater environments, and of the implications for ecosystem functions; quantitative syntheses of human effects on ecosystem processes involving interactions among species, e.g., pollination; quantitative global overviews of many vital ecosystem functions; syntheses of how human impacts affect organismal traits and genetic composition; and a more comprehensive understanding of how human-caused changes to one Essential Biodiversity Variable class (e.g., ecosystem structure) ramify through to the others (e.g., community composition) and to nature's contributions to people.

2.2.1 INTRODUCTION

The definition of ‘nature’ used in this assessment encompasses all the living components of the natural world. Within the context of western science, it includes biodiversity, ecosystems (both structure and functioning), evolution, the biosphere, humankind’s shared evolutionary heritage, and biocultural diversity (Díaz *et al.*, 2015). Within the context of other knowledge systems, such as those of Indigenous Peoples and Local Communities (IPLCs), nature includes categories such as Mother Earth and systems of life, and it is often viewed as inextricably linked to humans, rather than as a separate entity (Díaz *et al.*, 2015). IPBES’ mandate includes bringing together evidence from diverse knowledge systems, including indigenous and local knowledge, and respecting diverse worldviews. Section 2.2.2 explores the diversity of worldviews and of ways in which nature is conceptualized and outlines how they are changing.

Nature shows enormous geographic variation, at both large and small spatial scales. Associated with the range of spatial scales, there are also a broad array of institutions and governance of nature, varying from local communities through to international (Figure 2.2.1), which all mediate both how nature contributes to people (NCP) and how people affect the state of nature (Brondizio *et al.*, 2009; Duraiappah *et al.*, 2014; see chapters 2.1 and 2.3). At the broadest geographic scale, nature can be described according to different units of analysis (defined in chapter 1) – from coniferous and temperate forests to tropical and subtropical savannas to coastal areas and deep oceans. However, within each of these units, there is variation among regions, landscapes and habitats (both terrestrial and marine) and at all levels of diversity. Section 2.2.3 tackles this complexity, organising nature’s many dimensions into six classes – ecosystem structure, ecosystem function, community composition, species populations, organismal traits and genetic composition (Pereira *et al.*, 2013) – and outlines how the global patterns of each today still largely reflects the action of natural evolutionary and ecological processes through earth’s history (Bowen *et al.*, 2013; Pinheiro *et al.*, 2017; Rex & Etter, 2010; Ricklefs, 2004; Whittaker *et al.*, 2001; Willig *et al.*, 2003). Illustrative examples mostly highlight aspects of nature that underpin some of its most critical material, non-material and regulating contributions to people.

Humanity has been reshaping patterns in nature for many millennia (Lyons *et al.*, 2016). Many IPLCs view themselves as partners in a reciprocal process of nurturing and co-production, rather than as extrinsic drivers of change (see chapter 1). Section 2.2.4 describes the land- and sea-management practices and processes through which IPLCs have co-produced and maintained nature and continue to do so over much of the world. At least a quarter of the

global land area is traditionally owned, managed², used or occupied by Indigenous Peoples (at least double if local communities are considered). These areas include approximately 35 per cent of the area that is formally protected, and approximately 35 per cent of all remaining terrestrial areas with very low human intervention (Garnett *et al.*, 2018).

Whether viewed as an extrinsic driver or an intrinsic part of nature, humanity’s actions now increasingly overprint the global patterns that natural processes have produced, at all scales (Figure 2.2.1). Section 2.2.5 considers human-caused trends in nature alongside current status. Because many anthropogenic drivers of change have intensified greatly since the mid-20th century (chapter 2.1, Steffen *et al.*, 2015a), the discussion of trends focuses on changes since 1970, but also briefly describes earlier positive and negative effects. As well as many science-based indicators, this section includes the first global synthesis of local trend indicators observed by IPLCs. Section 2.2.6 synthesizes which of the main direct drivers – land/sea-use change, direct exploitation, climate change, pollution and invasive alien species (see chapter 2.1) have had the greatest relative impact on nature in recent decades as judged by analysis of global indicators and the perceptions of IPLCs of the drivers behind the local changes they observe.

This subchapter’s mostly global focus is balanced by brief accounts of the status, trends and drivers of change in nature within each unit of analysis (Section 2.2.7), and by also highlighting three other categories of landscape that add to global nature and nature’s contributions to people disproportionately to their geographic extent: insular systems, areas particularly rich in endemic species, and hotspots of agrobiodiversity (Section 2.2.3.4). The contribution of agrobiodiversity to people is obvious; but nature contributes to people in a myriad of ways, from local-scale flows of material and non-material benefits to households and communities, to global-scale regulation of the climate (Figure 2.2.1); chapter 2.3 synthesizes these contributions and how the trends in nature are changing them.

Synthesizing and mapping variations in the state of nature across the globe and over time has been greatly facilitated by major recent advances in remote observation of biodiversity and ecosystems, in modelling and in informatics. For example, remote-sensing technologies can now provide data on ecosystem structure and function – and increasingly on abundance and distribution of biodiversity – across wide areas, with high spatial and temporal resolution (Pettorelli *et*

2. These data sources define land management here as the process of determining the use, development and care of land resources in a manner that fulfils material and non-material cultural needs, including livelihood activities such as hunting, fishing, gathering, resource harvesting, pastoralism and small-scale agriculture and horticulture.

al., 2016), though deriving estimates of global biodiversity change from remotely-sensed data is not yet straightforward (Rocchini *et al.*, 2015). Recording of indigenous and local knowledge (Lundquist *et al.*, 2016) can also add relevant information over smaller scales. In addition, advances in species delimitation, identification and discovery have been facilitated by new DNA technologies (e.g., Kress *et al.*, 2015) and this in conjunction with data aggregators and repositories, such as GBIF (www.gbif.org), OBIS (www.iobis.org) and Genbank (Benson *et al.*, 2013), make hundreds of millions of species occurrence records and gene sequences freely available. Ever-improving metadata mean that such data – despite still providing very uneven coverage taxonomically, geographically, temporally and ecologically (Akçakaya *et al.*, 2016; Hortal *et al.*, 2015) – can increasingly be put to a wide range of uses. This expanded biodiversity informatics landscape is increasingly well connected (Bingham *et al.*, 2017), facilitating the synthesis of raw observations by new analytical interfaces (e.g., Jetz *et al.*, 2012; Ratnasingham & Hebert, 2007; see www.iobis.org).

A growth in multi-institution collaboration has also resulted in the expansion of networks collecting parallel data,

often in many countries (e.g., Anderson-Teixeira *et al.*, 2015; Kattge *et al.*, 2011), while the establishment of the Biodiversity Indicators Partnership and GEO BON has helped to coordinate biodiversity observations, modelling and indicators (Mace & Baillie, 2007; Pereira *et al.*, 2013; Scholes *et al.*, 2008). The development and widespread adoption of meta-analyses and systematic reviews – facilitated by bibliographic databases, online publishing and the growth of open data – has helped researchers to synthesize previously disparate evidence (e.g., Gibson *et al.*, 2011; Root *et al.*, 2003). Synthesis of indigenous and local knowledge on status and trends of nature unfortunately still lags much behind scientific synthesis, though much progress is underway in documenting local observations of trends and aggregating these to global scale (see e.g., Forest Peoples Programme *et al.*, 2016a), and co-producing knowledge from ILK and science.

These developments in observation, aggregation, collaboration, modelling and synthesis mean that this global assessment has been able to draw on much better and more integrated information than was possible even only a decade ago.

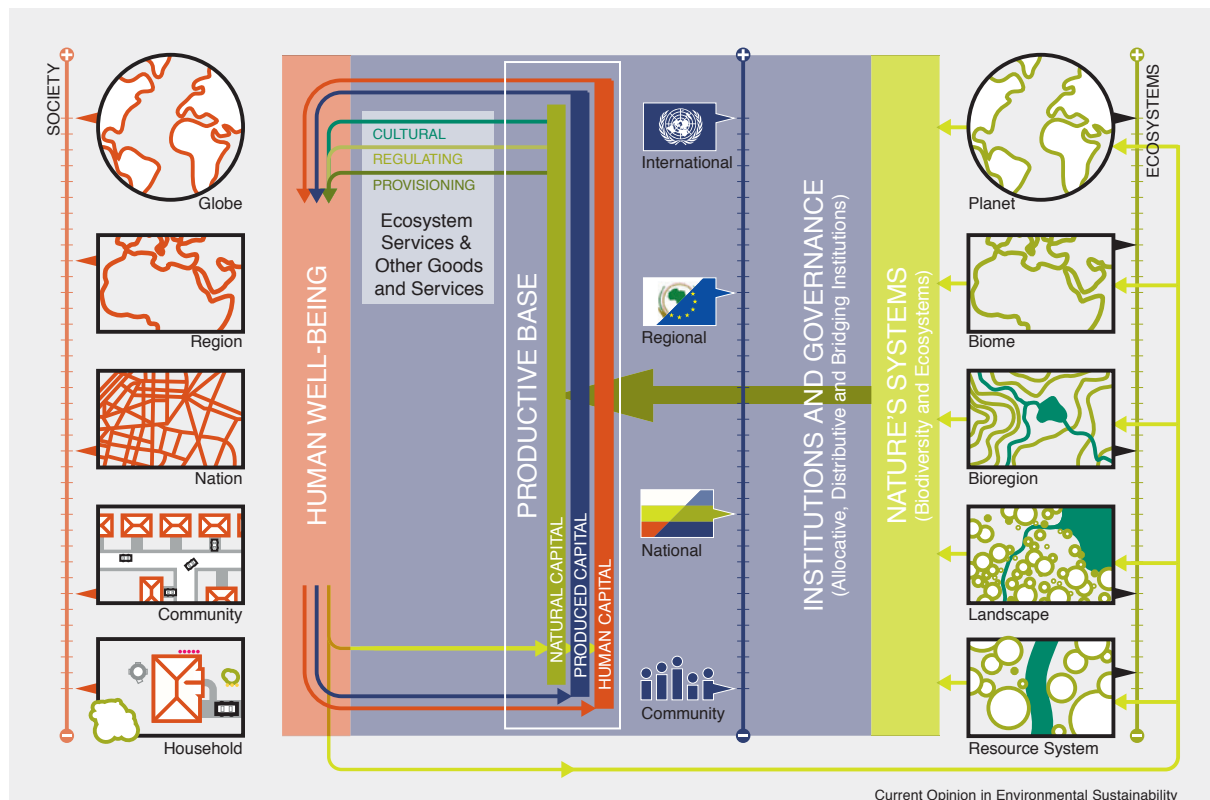


Figure 2.2.1 The hierarchical scales of nature, society and governance.

This figure has many parallels with the IPBES conceptual framework (see chapter 1), but emphasises how the multiple scales of governance influence both nature’s contributions to people (arrows passing through the box labelled ‘Ecosystem services & other goods and services’) and societal feedbacks onto nature’s systems. Figure from Duraiappah *et al.* (2014).

2.2.2 DIVERSE CONCEPTUALIZATIONS OF NATURE AND PLURALISTIC KNOWLEDGE SYSTEMS

Nature is conceptualized differently by people having different relationships with it, including farmers, herders, fishers, hunter-gatherers, other Indigenous Peoples and Local Communities, urban communities, practitioners (such as hydro- and forest engineers), natural scientists, social scientists and artists. Different conceptualizations of nature lead to different types of experiential learnings and knowledge systems. Within historical times some knowledge systems such as “scientific knowledge”, have gained a universal acknowledgement, while other knowledge systems such as “indigenous knowledge” have been less well appreciated and valued, especially in terms of the information they provide on nature both locally and at larger scales.

2.2.2.1 Indigenous Peoples' and Local Communities' conceptualizations and knowledges of nature (IPLCs)

There are many different ways that societies consider nature. There are those which consider humans as an element of nature. In contrast, others consider humans as starkly different from nature beyond the obvious biological commonalities with, and dependence on, the rest of the living world. Here we use the term 'conceptualizations of nature' to refer to views and perspectives on nature by different societies, which establish meanings to the links between humans and elements of nature, and form principles or ontologies that guide interactions with nature (Atran *et al.*, 2002; Ellen & Fukui, 1996; Foucault, 1966). Anthropological studies comparing many societies across the world have classified the large diversity of situations met into general models, based on the degree of continuity or separation between nature and people. Most societies that recognize a continuity between humans and nature conceptualize elements of nature as agents with an interiority, intentions or an attractivity (e.g., plants) that facilitates interactions between humans and non-human (Descola, 2013; Ellen, 2006). Models showing strong linkages between humans and non-humans are for instance animism and totemism (Descola, 2013; Harvey, 2006; Sahlins, 2014). Analogism, a widespread conception of nature widely studied and typical of some Asian societies and in Europe differentiates humans and non-humans although they share some properties from microcosms (cells) to macrocosms (planets) and are made of similar elements (wind, water, fire etc.). Within such conceptualizations humans

are able to find in nature many signs that guide a large set of practices, including health, food, agriculture (e.g., Friedberg, 2007; Zimmermann, 1988). Naturalism – the principle that theoretically characterizes modern western societies and western science – emerged with philosophers such as Descartes and emergence of modernity – conceives natural as an external element, starkly different from humans, an object of experimentation using analytical approaches for better productivity or control (Foucault, 1966).

Such principles continue to influence people's attitudes to environmental and sustainability issues today. While science is therefore supposed to be neutral, Ellen (1996), shows that scientific disciplines have their own ways of conceiving the environment that serve the interest of particular groups, whether they belong to the conservation movement, have linkages to industries, churches, political parties, academics, Indigenous People, or governments. Thus, even science and modernity establish intricate links between nature and culture and the naturalist approach is rarely void of cultural worldviews.

The IPBES conceptual framework puts a strong emphasis on reflecting that different societies, and different individuals within societies, have different views on desirable relationships with nature, the material versus the spiritual domain, and the present versus the past or future (Díaz *et al.*, 2015, 2018; see also chapter 1, Section 1.3.1).

Indigenous and local knowledge systems are the knowledge of Indigenous Peoples and Local Communities who mostly live within natural and rural environments and make a living through – and define their cultural identity upon – an intimate relationship with nature, land and sea (Douglas *et al.*, 1999; Garnett *et al.*, 2018; Sanga & Ortalli, 2003; Warren & Slikkerveer, 1995). Indigenous knowledge systems differ from science in many ways, viewing nature holistically i.e., as said above linking all elements of nature to people in ways that enables continuities either through considering the inner self of non-humans (animism and totemism) or through common properties (analogism), all of which are linked to the social and decision-making spheres (Descola & Palsson, 1996; Ellen, 2002; Motte-Florac *et al.*, 2012; Tengö *et al.*, 2017; see more in chapter 1). Building upon similar overall principles linking humans to nature, local knowledge systems are locally rooted, tested and culturally transmitted (Molnar & Berkes, 2018). Many of these local knowledge systems vary depending on sociocultural and religious background and also the degree of integration in modern lifestyles, a situation also encountered among indigenous groups. For example, European small-scale multi-generational farmers, herders and fishers, and some foresters and hydro-engineers using and managing the same natural resource for generations may have strong connections to their local nature and a deep understanding of local ecological processes and may feel themselves

as part of nature (Babai & Molnár, 2014; Kis *et al.*, 2017; Whiteman & Cooper, 2000).

2.2.2.2 Collaboration between knowledge systems, changing conceptualizations

Conceptualizations of nature and related knowledge and practices are not static. They may change considerably over time at different temporal scales. Knowledge co-production

between knowledge systems, interdisciplinary cooperation and modern lifestyles may accelerate change, and may foster or threaten conceptualizations and knowledge that ensure sustainable human-nature relations and consequently status and trends in nature.

Conceptualizations of nature may change in relation to levels of collaboration between knowledge systems and/or between scientific disciplines. Although disciplinary approaches in natural or social sciences (e.g., between functional and evolutionary ecology, sociology and

Box 2 1 Conceptualizations of nature – examples.

Conceptualizations of nature – whether Indigenous, scientific, laic, practitioner or something else – have a fundamental impact on our behaviour, relations to nature and thus on our impact on nature. Examples in this box aim to present some contrasting conceptualizations of nature.



In Indigenous conceptualizations of nature people often argue: 'All is One', 'All is connected'. April White, a Haida Indigenous artist from British Columbia created a series of prints to help negotiations of Haida fishery management with the government. These prints feature a herring-consuming predator (e.g., a whale) inside of a herring, a way reflecting the nurturing role the fish plays for so many organisms at all levels of the ecosystem. She argues that art possesses a unique storytelling power that science can stand from benefit from, "Art has a voice where a scientist might not." (Vogl, 2017).



The romantic idyllic view of nature emphasizes purity of nature, laws of nature, and harmony. This view had a huge impact on the notion of 'balance of nature' (cf. also Carson's *Silent Spring*), and the development of some wilderness-oriented protected area management philosophies (source: Károly Telepy, *Rocky landscape*, 1870, @KOGART).



Perspectives matter. Those who experienced this view of our Earth often argue for a shift in their perspective: "You also notice how the atmosphere looks and how fragile it looks," astronaut Scott Kelly said. "It makes you more of an environmentalist after spending so much time looking down at our planet." (<https://mashable.com/2016/03/04/scott-kelly-year-space-environmentalist/?europa=true>). (Earthrise from the moon during Apollo 8, NASA).



Precision agriculture is becoming one of the dominant views about arable areas in our modern era. It aims to provide enough food for humanity with a very high level of anthropogenic assets, dominating natural processes with advanced technology. This conceptualization also changes considerably our relations to the nature we manage (source: <https://www.innovationtoronto.com/2016/09/precision-agriculture/>).

economics) are often still dominant, the trends towards collaborative, inter- and transdisciplinary and participatory research with stakeholders on nature and human-nature relations are now opening new options for learning. This may help develop new concepts of interactions between nature and humans that foster social-ecological systems and resilience thinking (Berkes *et al.*, 2000), relational thinking (Chan *et al.*, 2016), deep ecology (Naess, 1973), the revisiting of the religious linkage to nature through portraying the ideas of Saint Francis of Assisi (Francis, 2015) or the pluralistic IPBES concept of nature's contributions to people (Díaz *et al.*, 2018). Within conservation biology, views on the relationship between people and nature have continued to change over recent decades: nature for itself, nature despite people, nature for people, and people and nature (Mace, 2014). Some conservation biologists integrate indigenous and local knowledge to help develop new concepts and practical actions for better conservation (Ghimire *et al.*, 2008; Molnár *et al.*, 2016). In ethnobiology, a discipline dedicated to study human-nature relations, there is a shift from more academic research objectives to more practical approaches including working together with Indigenous Peoples and Local Communities to co-develop sustainable management practices (Barrios *et al.*, 2012; Berkes, 2004; Hamilton & Hamilton, 2006; Newing *et al.*, 2011).

Global processes include different contrasting tendencies such as commodification of nature, urbanization, spread of modern lifestyles, green movements, respect for the rights of Mother Nature (such as allocating personhood status to rivers), and wider acknowledgment of local space-based knowledge systems linked to complexity of social-ecological systems. These tendencies are likely to change human-nature relations and our conceptualizations of nature. In addition, hybridization of scientific and indigenous and local

knowledge of nature is accelerating all over the world and changing our values regarding nature.

Although indigenous and local knowledge (ILK) is locally-based, it is increasingly being shared between holder groups through local to global networks (e.g., Forest Peoples Programme *et al.*, 2016a; ICCA Consortium: www.iccaconsortium.org), and by social media.

People living in urban settings also have diverse and changing conceptualizations of nature depending on their ethnic and family history, education, religion, and their everyday experiences with urban and non-urban nature and modern technology (Coyle, 2005; Loughland *et al.*, 2003).

Scientific observations on the state of nature from a scientific perspective have for centuries been valued, systematically recorded, retained in the accumulating scientific literature and synthesized. In contrast, much indigenous and local knowledge has not been recorded in a systematic fashion and thus much knowledge has been lost (see more in chapter 3 and 6). This means that records and synthesis lag far behind natural science, so there are very few resources on the status and trends of nature as observed by Indigenous Peoples and Local Communities with global coverage (Forest Peoples Programme *et al.*, 2016a; Posey, 1999). Because of this imbalance, although most of the evidence in this chapter came from the context of natural sciences, a special effort has been made to also accommodate indigenous and local knowledge on nature.

2.2.3 OVERVIEW OF NATURE

2.2.3.1 Essential Biodiversity Variables

Given the complexity of unit and scale when considering nature, a global system of harmonized observations has been proposed for the study, reporting, and management of biodiversity change (Pereira *et al.*, 2013). These have been termed ‘Essential Biodiversity Variables’ (EBV) (see <https://portal.geobon.org>) (Figure 2.2.2). Below we describe what is known about the current global distribution of nature using this framework, giving examples of the current knowledge on those aspects of the variables that are particularly important in terms of NCP. We then go onto discuss the contribution of Indigenous People and Local Communities to the co-production and maintenance of nature, particularly genetic, species and ecosystem diversity. This is followed by a discussion on the status and trends in nature based on these EBVs with particular emphasis on the past 50 years – trends that have resulted in the current state of nature.

2.2.3.2 Ecosystem structure

At the global scale, the terrestrial realm can be demarcated according a pattern of ecosystem structure (Units of Analysis) (Figure 2.2.2A) where different dominant species cause the ecosystems to differ in structural complexity (e.g., tropical rainforest vs tundra or deserts) and the natural resources they can provide to people. Sometimes referred to as ‘biomes’ (Olson *et al.*, 2001) and (for anthropogenic units) ‘anthromes’ (Ellis & Ramankutty, 2008), the current observed units of structural complexity across the globe occur as result of processes that span millions of years and primarily reflect a combination of water-energy dynamics, geology and tectonic activity (Willis & McElwain, 2014). Demarcation of marine biomes according to ecosystem structure is an ongoing task – new habitats are still being discovered (Costello *et al.*, 2010; Snelgrove, 2016) – but here too, long-term environmental and geological processes determine structure: e.g., warm-water shallow coral reefs can grow only within a narrow environmental envelope (Kennedy *et al.*, 2013).

An understanding of global ecosystem structure is particularly important in determination of variations in photosynthetic biomass. These variations in biomass in turn have many effects on multiple aspects of NCP, from the type and quantity of material and non-material benefits available to local people, to global regulation of climates through carbon sequestration and the water cycle (Pan *et al.*, 2011, 2013). Total photosynthetic biomass in the ocean is less than 1% of that on land (totals of 3 PgC for marine versus

450–650 PgC on land), and this amount is mostly regulated by nutrient availability, light availability and temperature (IPCC, 2013).

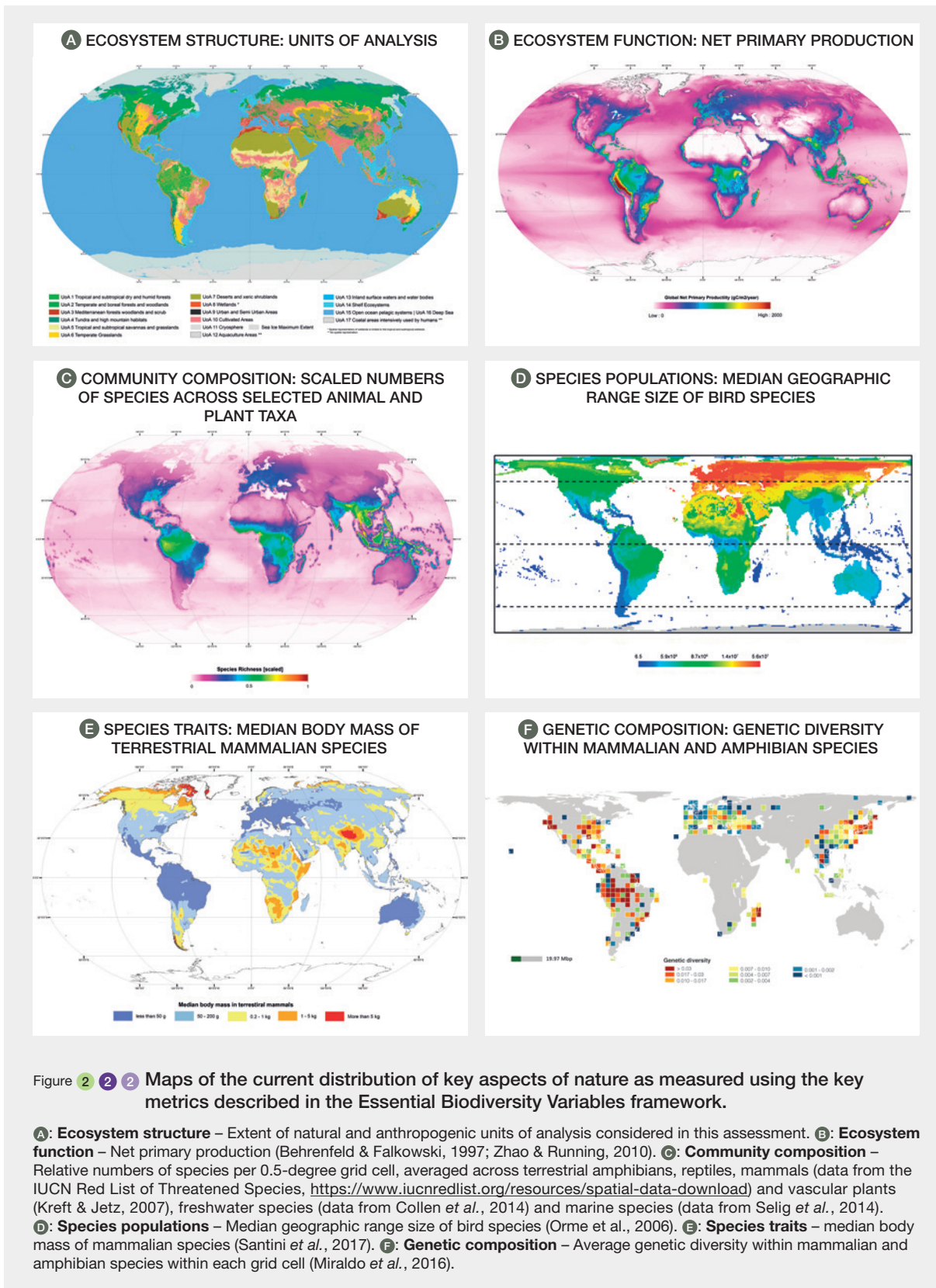
2.2.3.3 Ecosystem function

This term is used to describe functions provided by the stocks of materials in an ecosystem (e.g., carbon, water, minerals, and nutrients) and the flows of energy through them. The functioning of an ecosystem is therefore reliant upon a complex array of abiotic and biotic factors and underpinned by many of the variables of nature described below. When considering global ecosystem functions that are important to people, two of the most fundamental are net primary production (NPP) and carbon sequestration.

Net primary production (NPP) represents the uptake of CO₂ by plants during photosynthesis minus the amount of CO₂ that is lost during respiration. Its importance is that it provides the main source of food for non-photosynthetic organisms in any ecosystem – including humans. NPP therefore underpins many critical aspects of nature’s contribution to people (Imhoff *et al.*, 2004). Worldwide, humanity now appropriates 24% of terrestrial NPP, with over 50% being appropriated across many of the intensively farmed regions (Haberl *et al.*, 2007). NPP shows very large spatial variation (Figure 2.2.2B). Terrestrial NPP varies from < 100 gC/m²/year (in polar and desert regions) to 1500 gC/m²/year in the humid tropics (Zak *et al.*, 2008) (see also Table 2.2.2), in response to levels of sunlight, temperature, water availability, CO₂, nutrient availability and the type of vegetation (Nemani *et al.*, 2003). In the oceans, NPP is largely determined by nutrient availability (e.g., Howarth, 1988; Huston & Wolverton, 2009), varying from undetectably low in nutrient-poor gyres to 500 gC/m²/year in the coastal shelves and upwelling regions.

Carbon sequestration is another critically important global ecosystem function provided by nature. This represents the difference between CO₂ uptake by photosynthesis and release by respiration, decomposition, river export and anthropogenic processes such as harvesting and biomass burning. At present about 60% of the atmospheric CO₂ emitted into the atmosphere by fossil fuel emission each year (9.4 PgC / year in 2008–2017) is sequestered by nature’s carbon sink in land (3.2 PgC / year in 2008–2017) and in the oceans (2.4 PgC / year in 2008–2017) (Le Quéré *et al.*, 2018), providing a vital role in regulating the Earth’s climate.

Spatial and temporal patterns in carbon sinks and sources are very heterogeneous. Forest ecosystems (e.g., tropical and boreal forests) on average are carbon sinks due to CO₂ fertilization, climate change, and recovery from historical



land use changes (Kondo *et al.*, 2018; Pan *et al.*, 2011). Between 2000 and 2007, the global forest carbon sink is estimated to have removed 2.4 billion tons of carbon per

year from the atmosphere (Pan *et al.*, 2011). Much of this was stored in tropical forests (0.8 billion tons per year), followed by temperate forests (0.8 billion tons per year)

and boreal forests (0.5 billion tons per year). Soils are also an important component of terrestrial carbon sinks. For example, 50–70% of the carbon in boreal forests is stored in the soils, particularly in roots and root-associated fungi (Clemmensen *et al.*, 2013). Furthermore, some regions, such as tropical forests and peatlands (e.g., Baccini *et al.*, 2017) are vulnerable to becoming large CO₂ emitters when there is a change in their structure and resulting function (e.g., due to land-use change).

In the ocean, CO₂ is exchanged with the atmosphere primarily by air-sea exchange based on inorganic carbon chemistry. Ocean general circulation, and marine biological processes also affects CO₂ exchange with atmosphere. The CO₂ in the ocean is exported effectively to the deep ocean via the biological pump. Therefore, ocean NPP is one of the most essential factors to determine ocean CO₂ sequestration.

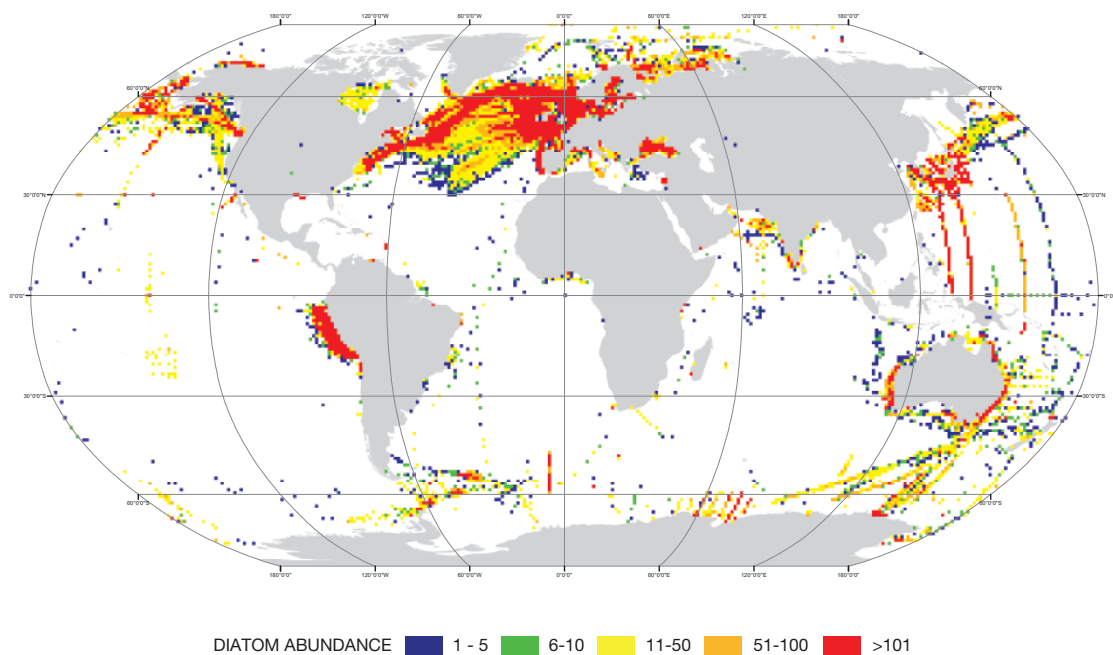
2.2.3.4 Community composition

The term ecological community is used to describe an assemblage of plants, animals and other organisms that are interacting in a unique habitat where their structure, composition and distribution are determined by environmental factors such as soil type, altitude and temperature and water availability. At a global scale there is high variation in the distribution and diversity of different communities, with changes occurring across latitudinal and altitudinal gradients in both terrestrial and ocean environments. Probably one of the most well-known global trends in community composition is the latitudinal gradient in diversity on land, with the highest number of species per unit area at the equator and the lowest at the Poles (e.g., mammals, birds, reptiles, amphibians, and vascular plants; see Willig *et al.*, 2003 for a review). Species interactions also appear to be stronger in the tropics (Schemske *et al.*, 2009). However, some groups show departures from this trend, for example bees and aphids (Kindlmann *et al.*, 2007).

Box 2 2 Global patterns in composition of marine diatoms (algae).

Marine plankton communities, including diatoms contribute around 20% of global primary productivity and are hugely significant in biogeochemical cycles and functioning of aquatic food webs (Armbrust, 2009). Until recently little had been known about variations in the diversity and abundance of these communities across the global oceans. A recent global study

of diatoms (Malviya *et al.*, 2016) demonstrated that although most species were found at all sites, 10 genera accounted for more than 92% of the samples indicating the dominance of a few types in the world's oceans. Overall the highest abundance of diatoms was found in regions of high productivity (upwelling zones) and the high latitude Southern Oceans.



Global abundance of diatom (Bacillariophyta) species obtained from OBIS datasets (April 2018) each square is coloured

according to the abundance of diatoms species observed in the area of 100 sqkm) (from Malviya *et al.*, 2016).

In marine environments, many groups also show a trend of decreasing species richness from the equator to the poles (e.g., fish, tunicates, crustaceans, mollusks, brachiopods, corals, foraminiferans; and see Tittensor *et al.*, 2010), but specific groups or habitats can substantially deviate from this trend (see Willig & Presley, 2018 for a review). For example, baleen whales have their highest diversity at southern subpolar and temperate latitudes (Kaschner *et al.*, 2011). Biodiversity at the seafloor has a maximum at or close to continental margins in areas of high carbon flux (Menot *et al.*, 2010; Woolley *et al.*, 2016).

In addition to these global patterns of diversity and abundance in community composition, there are also a number of well-defined communities of plants and animals associated with geographical isolation (insular systems), endemism (biodiversity hotspots), and diversity of species of plants, crops and microorganisms useful to people (agrobiodiversity hotspots). These areas are home to a disproportionately high proportion of the world's species, including for example the Eastern Arc mountains of Africa (Burgess *et al.*, 2007) and Pacific seamounts (Richer de Forges *et al.*, 2000); the narrow distributions of most of these species makes them intrinsically more susceptible to drivers of change. Many of these areas typically constitute only a small fraction of a biome or IPBES terrestrial and aquatic unit of analysis, raising the risk that their status, trends and projected futures may not be clearly reflected in assessments of nature at those large scales.

A description of each will be briefly discussed in turn.

2.2.3.4.1 Insular systems

An insular environment or “island” is any area of habitat suitable for a specific ecosystem that is surrounded by an expanse of unsuitable habitat. Examples of insular systems include mountain tops, lakes, seamounts, enclosed seas, and isolated islands or reefs. These systems have several important properties that set them apart from non-insular systems and thus dictate their specific consideration in this assessment.

Biotas in insular environments are often depauperate relative to biotas in similar but well-connected environments – because relatively few individuals of relatively few species arrive from across the surrounding unsuitable habitat (Brown & Kodric-Brown, 1977; Vuilleumier, 1970). This limited colonization results in many “empty niches” into which the few colonizing species can diversify, leading to a high proportion of endemic species (e.g., Australia, Keast, 1968; Galapagos, Johnson & Raven, 1973; Madagascar, Wilmé *et al.*, 2006; mountain tops Steinbauer *et al.*, 2016). The result can be a collection of unique species with little or no taxonomic equivalent on the mainland, such as flightless cormorants and marine iguanas in Galapagos

or honeycreepers and silverswords in Hawai'i. The limited colonization of islands can also lead to “enemy release,” where the few colonists lose their defenses against former competitors, parasites, or predators, including humans. The resulting “evolutionary naïveté” renders many taxa in insular systems especially susceptible to exploitation by humans and to the spread of invasive species, especially predators and diseases (Sih *et al.*, 2010). Examples of the resulting biological catastrophes include the wholesale extinction of birds after the arrival of humans in New Zealand (Bunce *et al.*, 2005, 2009), the arrival of avian malaria in Hawaii (Warner, 1968), and the arrival of brown tree snakes in Guam (Savidge, 1987).

Many of these problems facing insular taxa are compounded when the insular habitats are very small and isolated, including tiny remote Pacific islands, alpine lakes, and desert oases. In addition to exacerbation of these general problems of insularity, especially small insular systems often have a narrow range of environmental conditions to which local organisms are precisely adapted, along with very limited genetic variability. As a result, changing environmental conditions (e.g., climate warming or invasive alien species) that eliminate suitable habitat can be hard to mitigate through movement or adaptive responses (e.g., Corlett & Westcott, 2013; Courchamp *et al.*, 2014; Vergés *et al.*, 2014). Particularly obvious in this respect is the shrinking habitat of cool-climate organisms existing on mountain-top sky islands surround by unsuitable warm conditions. Finally, the small population sizes typical of species living in small insular habitats can lead to genetic drift and inbreeding that greatly reduce genetic variation in some situations. As insular taxa are often very local, rare, unique, and vulnerable, active and specific conservation efforts are critical. On the one hand, it is particularly important to limit biological invasions, as the effects for insular taxa are often severe and irreversible. On the other hand, insular taxa can often benefit from efforts to increase population sizes through habitat preservation and restoration, and to increase connectivity among isolated populations of a given species.

2.2.3.4.2 Hotspots of endemism and rarity

“Biodiversity hotspot” was a term originally proposed to describe communities of terrestrial plants and animals that contained a high concentration of endemic species yet had lost more than 70% of their original cover due to land-use change (Mittermeier *et al.*, 2011, 2004). There are now 35 terrestrial hotspots that cover only 17.3% of the Earth's terrestrial surface, characterized by both exceptional biodiversity and considerable habitat loss (Marchese, 2015).

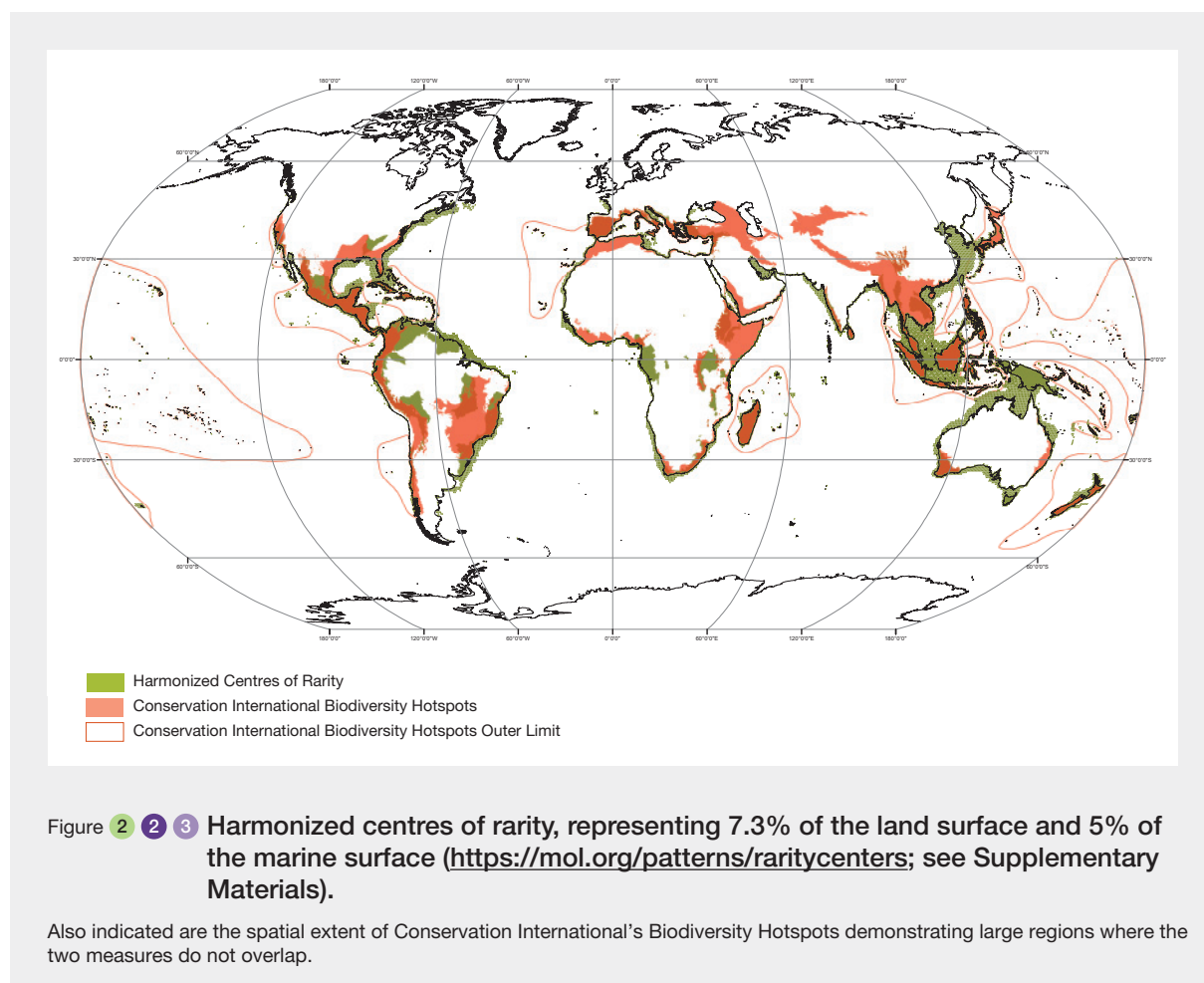
In the oceans, the concept of hotspots of endemism is less clear since a high potential for species dispersal and only a few efficient large-scale barriers hamper the development

and maintenance of endemism hotspots. However, there are important exceptions from this rule and some hotspots in species richness and endemism exist. For example, the warm-water shallow coral reefs provide the habitat for estimated 8×10^5 - 2×10^6 species (Costello *et al.*, 2015; Knowlton *et al.*, 2010) especially in the Indo-Pacific region. They are, together with Indo-Pacific seamounts, vents and seeps, deep cold coral reefs, shelves around New Caledonia, New Zealand, Australia and the Southern Ocean (Kaiser *et al.*, 2011; Ramirez-Llodra *et al.*, 2010), not only hotspots in species richness and functional biodiversity but also in endemism due to spatial isolation from other habitats or differences in environmental conditions. Marine range rarity is most obvious in Indo-Pacific coastal regions and off Mesoamerica (Roberts *et al.*, 2002; Selig *et al.*, 2014). Also, the deep sea is rich in species and habitats (Knowlton *et al.*, 2010), home to a conservatively estimated 5×10^5 macrofaunal species (Snelgrove & Smith, 2002).

Marine phylogenetic uniqueness is most obvious in vent and seep communities since not only single species but also larger older groups of related species (such as families) only occur in such habitats (Van Dover *et al.*, 2018).

Some of the unique macroorganisms such as the *Riftia*-tubeworms and vesicomyid clams depend on a symbiosis with chemosynthetic bacteria as well as archaea. Most of these marine systems need special attention because they are increasingly impacted by the exploitation of natural and mineral resources by human activities. In addition, such ecosystems are especially vulnerable due to the rarity of species in the sense of small distribution ranges and their narrow tolerance windows as a result of a strong adaptation to their environment conditions.

Determining the distribution of most vulnerable species (i.e., those rare species with a small range distribution and/or ecological tolerance) is also an issue for terrestrial plants and animals. In the hotspots approach described above, which based on total richness of endemics, there tends to be an overrepresentation of wide-ranging species and some of the rarest and most threatened species that are range-restricted are not highlighted. It can therefore be a poor indicator of the most effective areas for targeted species conservation (Jetz & Rahbek, 2002; Margules & Pressey, 2000; Orme *et al.*, 2005). An alternative approach is to use a measure such as range-size rarity (also called “endemism



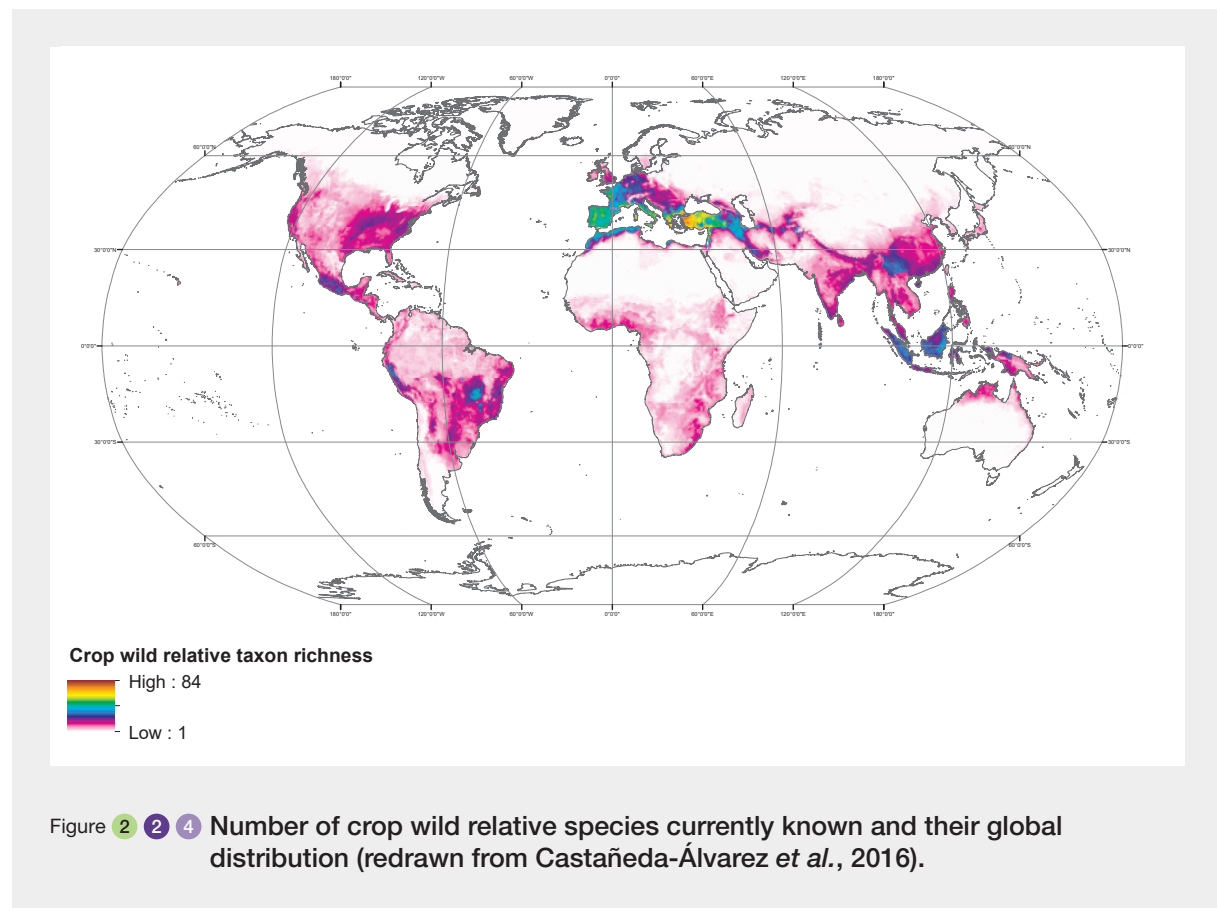
richness”, or “weighted endemism”; Crisp *et al.*, 2001; Kier & Barthlott, 2001; Williams *et al.*, 1996). In this approach range-size rarity is given as the count of species present in a region, weighted by their respective range proportion inside the region (Moilanen, 2007; Pollock *et al.*, 2017; Veach *et al.*, 2017). Using this approach to determine a set of global centres of endemism richness for vascular plants, terrestrial vertebrates, freshwater fishes and select marine taxa, indicates that harmonized centres of rarity cover 7.3% of the land surface and 5% of the marine surface (**Figure 2.2.3**; for a full description of methodology and details of taxa analysed see Supplementary Materials). Some of the indicators of nature reported below are sufficiently spatially resolved to allow their global status and trends to be compared to the status and trends within these.

2.2.3.4.3 Hotspots of agrobiodiversity

Agrobiodiversity is defined as “the variety and variability of animals, plants and micro-organisms that are used directly or indirectly for food and agriculture, including crops, livestock, forestry and fisheries. It comprises the diversity of genetic resources (varieties, breeds) and species used for food, fodder, fibre, fuel and pharmaceuticals. It also includes the diversity of non-harvested species that support production (soil micro-organisms, predators, pollinators),

and those in the wider environment that support agro-ecosystems (agricultural, pastoral, forest and aquatic) as well as the diversity of the agro-ecosystems” (CBD, 2000). Agrobiodiversity is therefore a vital component of healthy diverse diets and of sustainable systems that provide multiple benefits to people (Biodiversity International, 2017).

Globally a very large number of crop and domestic animal species, landraces, breeds and varieties, together with their wild relatives, contribute to food security (Dulloo *et al.*, 2014; Gepts *et al.*, 2013; Jacobsen *et al.*, 2015). Yet most human food comes from a relatively small number of plants and animals. Of the Earth’s estimated 400,000 plant species, two thirds of which are thought to be edible, humans only eat approximately 200 species globally (Warren, 2015), and just four crops (wheat, rice, maize and potato) account for more than 60% of global food energy intake by humans (FAO, 2015b). The primary regions of diversity of major agricultural crops are mostly tropical or subtropical (**Figure 2.2.5**; Khoury *et al.*, 2016), though many of these crops are grown well beyond their areas of origin and maximum diversity; on average, over two thirds of nations’ food supplies come from such ‘foreign’ crops (Khoury *et al.*, 2016). The location and conservation of hotspots of diversity of landraces, breeds and varieties therefore play a critical role in proving a gene pool and



variety of traits that may provide resilience against climate change, pests and pathogens (Jacobsen *et al.*, 2015). One branch of agrobiodiversity that has long been recognized in this respect are crop wild relatives (CWR) (Vavilov, 1926). CWRs are the ancestral species or other close evolutionary relatives from which present-day crops evolved, and they are essential to maintaining a pool of genetic variation underpinning our current crops. Their conservation is particularly important given that current crops have heavily depleted gene pools resulting from complex domestication processes, human selection and diffusions of crops and domestic animals, and ongoing diversification (Ellis, 2018; Harlan & de Wet, 1971; Larson & Fuller, 2014; Stépanoff & Vigne, 2018; Vigne *et al.*, 2012; Willcox, 2013; Zohary *et al.*, 2012).

Vavilov (1926) originally recognized eight centres of crop domestication containing high numbers of CWRs. More recent mapping work (e.g., Castañeda-Álvarez *et al.*, 2016; Vincent *et al.*, 2013) suggests that there are many more regions where CWR occur and although the current richness hotspots align with traditionally recognized centres of crop diversity, other regions such as central and western Europe, the eastern USA, South-Eastern Africa and northern Australia also contain high concentrations of richness of CWRs (Figure 2.2.4).

However, not all crop domestication and diversification has taken place near the areas of CWR's origins (Harlan & de Wet, 1971). New genomic tools and morphometric analyses are suggesting that many crops may have multi local areas of origin (e.g., olive and wheat; Terral & Arnold-Simard, 1996; Willcox, 2013) with early diffusions at a wide scale beyond the areas of origin of CWR (Figure 2.2.5) (see also Amazonian examples in Box 2.3). The same is also true in animal domestication, where complex evolutionary and ecological processes along with human selection have shaped the diversity and distribution of domestic animals (Larson & Fuller, 2014; Larson *et al.*, 2014) with the current distributions being much wider than original centres of origin.

Another large component of agrobiodiversity underpins other material and non-material contributions (fodder, fuel, fibres, etc.); (Diazgranados *et al.*, 2018; SOTWP, 2016); for example, there are at least 28,000 plant species that are currently recorded as being of medicinal use (Allkin *et al.*, 2017). Analysis of the distribution of these categories of plants indicates that the vast majority of them have overlapping and distinctive global ranges (see chapter 3; Figure 2.2.6; Allkin & Patmore, 2018; Diazgranados *et al.*, 2018), yet some of the highest concentrations of medicinal plant species appear to occur in regions outside of formally designated biodiversity hotspots.

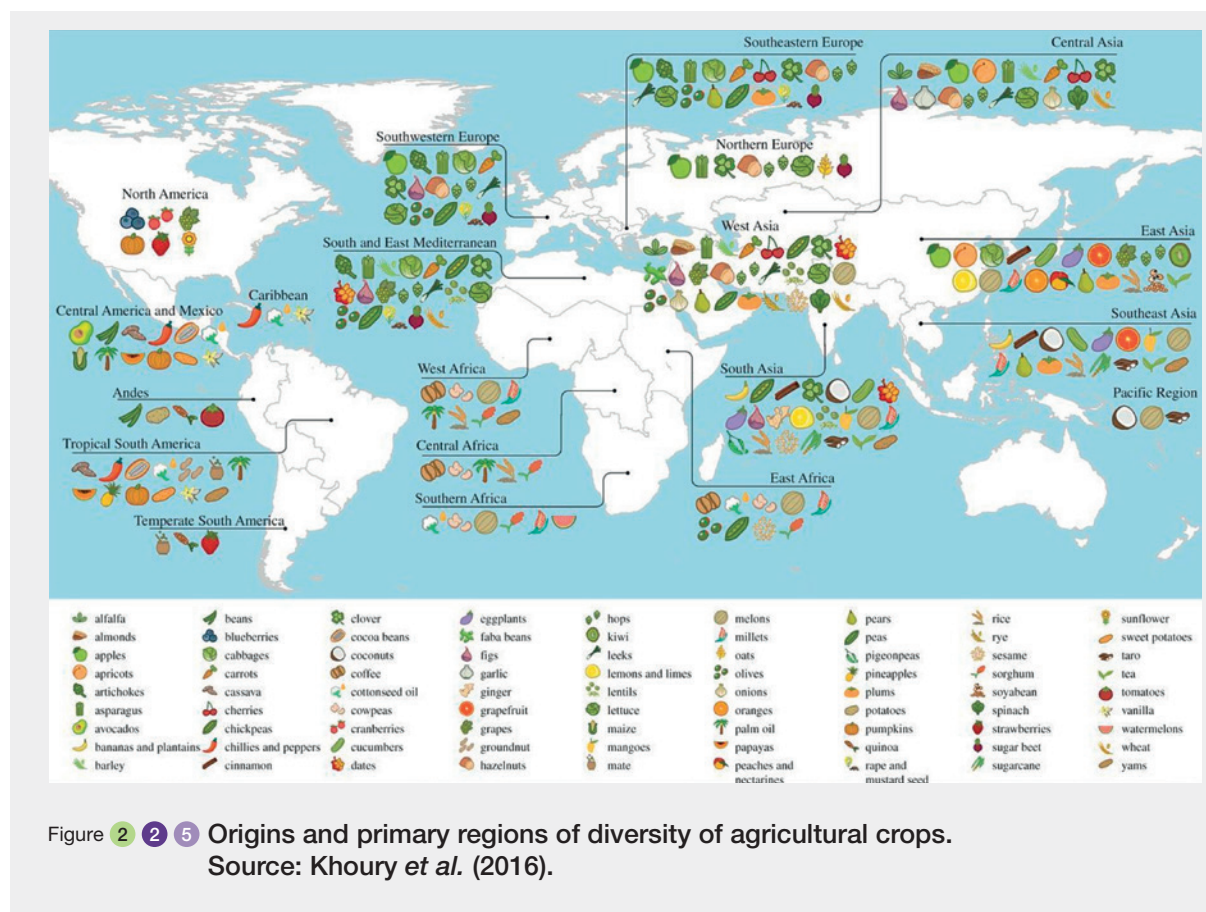
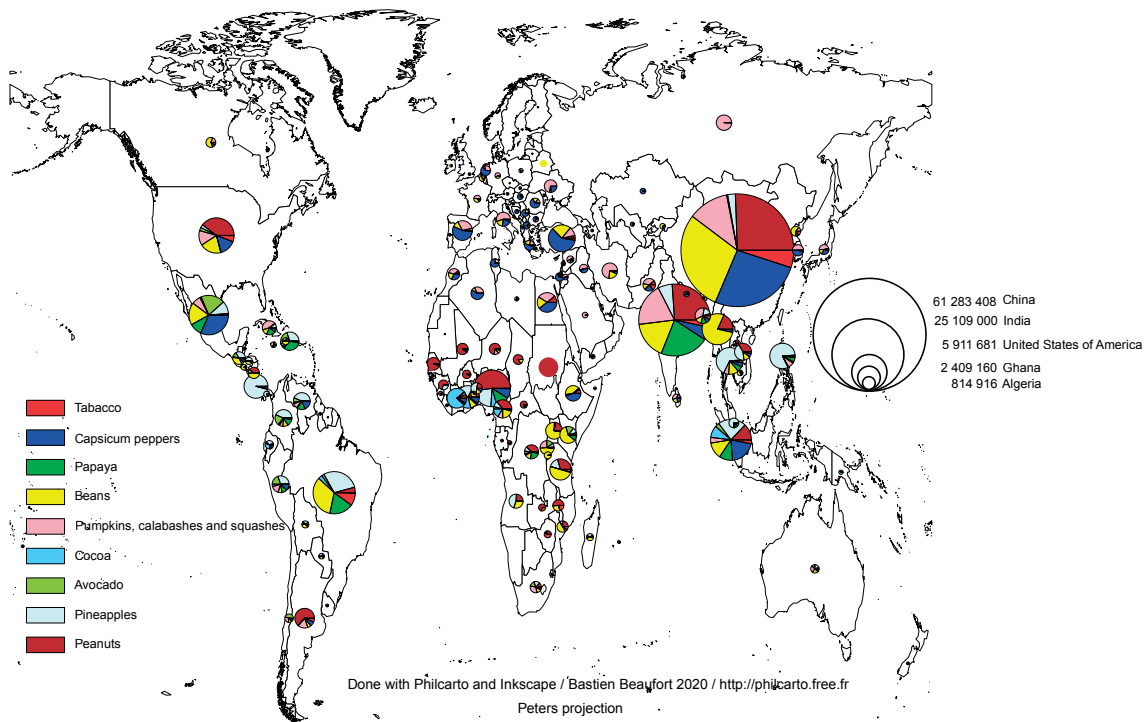


Figure 2.2.5 Origins and primary regions of diversity of agricultural crops. Source: Khoury *et al.* (2016).

Box 2.3 The contemporary globalization of native Amazonian and American plants.



This map shows the current global centres of production (in tons) of key crops that originated from native American and Amazonian plants (Beaufort, 2017). Some important Amazonian crops, such as manioc and rubber, are not displayed.

The map highlights that many crops originating from agrobiodiverse regions are now used well beyond their centres of origin and domestication; and that the Amazon – often portrayed as the ultimate example of “pristine forest” – is actually a hugely important centre of domesticated nature, contributing significantly to the global agricultural economy.

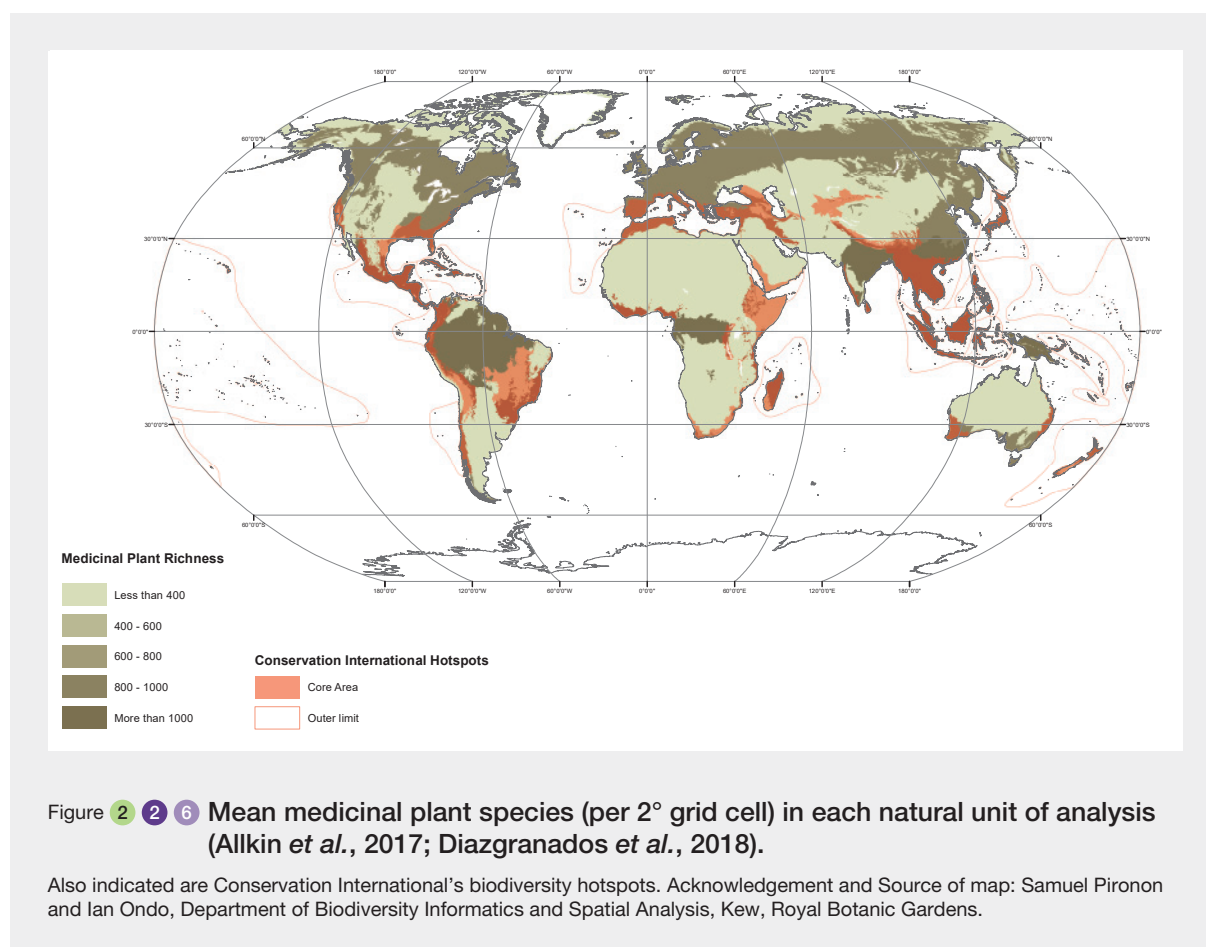
One of the most globally widespread domesticated Amazonian plant genera is *Capsicum* (pepper; species *annum*, *chinense*, and *pubescens*). Other examples from the Amazon include pineapple (*Ananas comosus*), papaya (*Carica papaya*) and peanuts (*Arachis hypogaeae*), which originated in South-West Amazon rainforest. Cocoa is also another globally important plant, which has at least ten different domesticated indigenous varieties scattered across the Amazon rainforest. Many of these cocoa varieties, as with dozens of other varieties of seeds and cultivars, are still managed by local traditional and indigenous groups in the Amazon. (Sources: Beaufort, 2017; FAO, 2014a)

2.2.3.5 Species populations

A measure of the abundance and distribution of a species' population is an important facet of nature to determine because this can significantly influence the level of ecosystem service provision (Luck *et al.*, 2003). For example, in agricultural landscapes where populations of local native vegetation provide important foraging and nesting habitats for pollinators, a distance of <2km between populations can mean that some fields are too far from nests to receive pollinator visits thus significantly reducing pollination services (Luck *et al.*, 2003; Nogué *et al.*, 2016). It is also an important measure to understand because species with naturally small ranges and populations tend to be more vulnerable to extinction, and the fact that a species, before going extinct, goes through a strong reduction in

population size; and because sometimes range is often used as a measure of extinction risk (see Section 2.2.4).

The great majority of animal and plant species have small geographic distributions, many being found only across a very small proportion of the world's surface (e.g., **Figure 2.2.2D**; Orme *et al.*, 2006)). Species also differ in the population density (numbers per unit area or volume). This can be because of ecological and life history factors such as fecundity, trophic level and body size. For example, larger species tend to be less abundant locally, regionally and globally (White *et al.*, 2007). Population sizes of all species can also fluctuate naturally over time and space in response to natural changes in the abiotic environment and species interactions (e.g., Chisholm *et al.*, 2014; Inchausti & Halley, 2001): as a general rule, species' abundance will tend to be



higher at places and times with more resources and fewer natural enemies. This is particularly true on the deep sea floor where abundances tend to be low even though species richness is high (Ramirez-Llodra *et al.*, 2010).

2.2.3.6 Organismal traits

Traits refer to the structural, chemical and physiological characteristics of plants and animals (e.g., body size, clutch size, plant height, wood density, leaf size or nutrient content, rooting-depth) that are related to the uptake, use and allocation of resources. Global variations in traits reflect the combined influence of abiotic (climate, geology, soils) and biotic variables (Figure 2.2.2E; Simard *et al.*, 2011) and can often mediate the relationship between organisms and their environment, thus dictating the resilience of biodiversity to environmental change (Willis *et al.*, 2018). Many traits show consistent patterns of within-species geographic variation; for example, most mammalian and avian species show larger body size in cooler regions (Meiri & Dayan, 2003; Olsen *et al.*, 2009). Similarly, leaf area and plant height become reduced in cooler regions. An understanding of traits is important for both biodiversity conservation and determining NCP.

First, traits directly affect the ability or otherwise of plants and animals to respond to environmental perturbations including land-use change, climate change, pests and pathogens and this in turn directly affects their conservation potential. When a community of organisms faces a particular driver of change, its responses will be therefore strongly mediated by the set of traits in the community and how variation in those traits is distributed within and among species and populations (e.g., Díaz *et al.*, 2013; Hevia *et al.*, 2017; Suding *et al.*, 2008). For example, in a global assessment on plant traits (Willis *et al.*, 2018), species with a less dense wood and shorter roots were less able to withstand intervals of drought than those possessing these traits. The same is also true for animals. In a recent study on global terrestrial mammals, for example, those species not possessing traits adapted to burrowing and/or requiring a specialized diet were less resilient to climate change (Pacifi *et al.*, 2017). There are also similar studies of traits of marine organisms to again indicate that certain traits provide greater resilience to environmental change (Costello *et al.*, 2015).

Second, organismal traits provide a critical link to biological functions that underpin the delivery of many important societal benefits (De Bello *et al.*, 2010; Diaz *et al.*, 2006; Lavorel, 2013). These include food and timber (quality

and yield), pollination services, carbon sequestration, and soil nutrient quality and retention (De Bello *et al.*, 2010). Understanding variation in traits which enable resource security and supply particularly in the face of environmental change will become increasingly important in the future (Willis *et al.*, 2018). Yet despite their importance, still very little is known about the global distribution of traits in most taxonomic groups; e.g., a recent estimate suggested that only 2% of documented terrestrial plant species have associated trait measurements (Jetz *et al.*, 2016).

2.2.3.7 Genetic composition

Diversity in genotypes within and between species ultimately underpins variation among plants and animals, wild and domesticated, and thus provides the essential building blocks that underpin NCP. A diverse gene pool is also critical to provide resilience to disease, climate change and other environmental perturbations both in wild and domesticated populations. Understanding the diversity and distribution of global genetic resources is therefore of critical importance and has been identified as one of the most essential biodiversity variables to monitor in order to understand the health of the planet (Steffen *et al.*, 2015b).

Factors responsible for global patterns of genetic diversity are complex and are the result of evolutionary and ecological processes occurring across multiple timescales (Schluter & Pennell, 2017). However, some generalized patterns are apparent in animals. For example, a recent study that examined genetic diversity within 4600 mammalian and amphibian species at a global scale, demonstrated a broad latitudinal gradient with higher values in the tropical Andes and Amazonia (**Figure 2.2.2F**; Miraldo *et al.*, 2016). Other regions with high genetic diversity include the subtropical parts of South Africa for mammals and the eastern coast of Japan for amphibians. In temperate regions, western North America contains high level of genetic diversity, coinciding with high levels of mammalian species richness. In another recent study, examining genetic diversity of 76 animal species with global distributions, species traits

related to parental investment and reproductive rates were also found to significantly influence genetic diversity – short-lived generalist species with high reproductive rates tend to have much higher levels of genetic diversity. Thus slow-living specialists have a much lower genetic diversity and are possibly therefore more vulnerable to environmental perturbations (Romiguier *et al.*, 2014).

A global understanding of patterns of genetic diversity in other groups (e.g., plants, marine organisms) is largely lacking although there are many excellent regional-scale studies indicating complex patterns resulting from processes occurring over millions of years (see Schluter & Pennell, 2017 for a review) and gene pools associated with crop wild relatives (see above).

Policy decisions can be tailored to enhancing adaptive evolution of species that are beneficial (e.g., keystone species or species with important benefits to people) and reducing the adaptive evolution of species that are detrimental (e.g., pests, pathogens, weeds). This topic is discussed in **Box 2.6** (Rapid evolution) in Section 2.2.5.2.5.

2.2.4 CONTRIBUTION OF INDIGENOUS PEOPLES AND LOCAL COMMUNITIES TO THE CO-PRODUCTION AND MAINTENANCE OF NATURE

Indigenous Peoples and Local Communities (IPLCs), whose customary land encompasses approximately 50% of the global land area (Oxfam *et al.*, 2016) but see problems of mapping in chapter 1), often consider humans as an element of nature, with reciprocal exchanges between humans and non-humans that lead to nurturing and co-production.

It is important to emphasize that what has often been traditionally seen from a scientific or romantic perspective as untouched nature or wilderness is often the product of long-term use by IPLCs (e.g., the Kayapo cultural forests; Fairhead *et al.*, 1996; Posey, 1985; Willis & Birks, 2006). As wilderness areas cover an estimated 23% of land and are core to nature conservation (Watson *et al.*, 2016), a careful re-examination of cases based on long-term paleoecological and human historical records may help to overcome this controversy.

Although global studies that compare the status of biodiversity inside versus outside IPLC areas are not yet available, a large fraction of terrestrial biodiversity (Sobrevila, 2008; Garnett *et al.*, 2018; Gorenflo *et al.*, 2012). Whilst this figure remains an estimate until there is a more complete documentation of areas managed and/or held by IPLCs (through efforts such as the Global Registry of ICCAs) and increased inclusion of diverse governance types in the World Database on Protected Areas (Corrigan *et al.*, 2016). However, such a high estimate is not unrealistic, given that at least a quarter of the global land area is traditionally owned, managed, used or occupied by Indigenous Peoples, including approximately 35 per cent of the area that is formally protected and approximately 35 per cent of all remaining terrestrial areas with very low human intervention (Garnett *et al.*, 2018; see also <http://www.landmarkmap.org/> and chapter 1); and assuming that most rural populations pursuing small-scale non-industrial agriculture and forest management belong to 'local communities' adapted to local conditions.

It has also been noted many times that global patterns of biological diversity and cultural diversity seem not to be independent. However, while the overlap between cultural (e.g., linguistic) and biological diversity at the global scale is undeniable (Maffi, 2001; Stepp *et al.*, 2004), likely reasons for co-occurrence of linguistic and biological diversity are

complex and less well known (Moore *et al.*, 2002). Co-occurrences may be due, for example, by the longevity of local occupation, isolation caused by terrain, and specific (e.g., tribal) social structures and appear to vary among localities. Nevertheless, strong geographic concordance argues for some form of functional connection (Gorenflo *et al.*, 2012); this is something that requires further biocultural explorations (see Section 2.2.6.3 for more details; Gavin *et al.*, 2015).

There are many cases in the world where IPLCs 'contribute' to nature by co-producing genetic diversity, species and ecosystem diversity through 'accompanying' natural processes with anthropogenic assets (knowledge, practices, technology; Berkes, 2012; Forest Peoples Programme *et al.*, 2016b; Posey, 1999). IPLCs often manage inland and coastal areas based on culturally specific values and worldviews, applying principles and indicators like health of the land, caring for the country, and reciprocal responsibility with the goal of promoting ecosystem health, respect and integrity (Berkes, 2012; Lyver *et al.*, 2017; Posey, 1999). However, unsustainable indigenous practices are becoming increasingly common, e.g., the 'empty', 'silent' forests (Redford, 1992) and pasture degradation (see also 2.2.5.1-2-3, chapter 3 (3.2.4, 3.3.3) and chapter 4 (4.4.1)). Changes in these areas are also often driven by changes in land management by governments and corporations (White *et al.*, 2012), and the proportion of areas still managed by IPLCs and/or according to indigenous and local concepts is decreasing (Borras Jr *et al.*, 2011).

Case studies below show where the nature that contributes to people has been co-produced by local people.

2.2.4.1 Co-production of cultural landscapes with high ecosystem heterogeneity

High-diversity cultural landscapes (Agnolletti, 2006) and Socio-Ecological Production Landscapes and Seascapes (SEPLS, satoyama-initiative.org), which often comprise a complex mosaic of forested areas, wet, irrigated and dry places, and coastal habitats, can provide a richness of food, fodder, timber, medicinal plants to local communities. Such landscapes have a long history of human-nature co-production. For example, the Mediterranean pasture or crop and oak agro-sylvo-pastoral systems (known as Dehesa in Spain, Montado in Portugal), olive and fig agro-sylvo-pastoral systems, holm oak-truffle woods, chestnut rural forests, and argan agroecosystems are a number of human-nature co-production systems that are known to host a rich open habitat flora with diverse ecotones and a high level of landscape heterogeneity (Ameeruddy-Thomas *et al.*, 2016, 2012; García-Tejero & Taboada, 2016; Lopez-Sanchez *et al.*, 2016; Michon, 2011).

2.2.4.2 Development of species-rich semi-natural ecosystems of wild species

In cultural landscapes where people have actively changed the local disturbance regime, species-rich habitats can develop. Some of these ecosystems, made up of wild native species, became local ‘hotspots’ of diversity. These include for example, the European hay meadows (see **Box 2.4** below) which have replaced many broad-leaved and coniferous forests in mountainous and boreal regions, and which were purposefully developed by local communities (Babai & Molnár, 2014). These meadows are among the most species-rich grasslands on Earth at several small spatial scales (up to 60–80 vascular plant species per 16 m²; Wilson *et al.*, 2012). The species richness of these hay meadows is correlated with the longevity and continuity of a more or less stable extensive traditional management spanning thousands of years (Merunková & Chytrý, 2012; Reitalu *et al.*, 2010; Zobel & Kont, 1992).

2.2.4.3 Creation of new ecosystems with a combination of wild and domestic species

In many regions of the world Indigenous Peoples and Local Communities have combined wild and domesticated species in their agroecosystems to create new, often highly diverse ecosystems. These farming systems often sustain communities of diverse plant and animal species with increased synergy (in production and resilience). For example, IPLCs have developed multi-species tropical forest gardens in Kebu-talun and Pekarangan in West Java (Christanty *et al.*, 1986), rotational swidden agriculture in Thailand (Wangpakapattanawong *et al.*, 2010) and see **Box 2.4** below). In many of these locally developed traditional agroforestry systems trees, crops and/or livestock associations (Michon *et al.*, 2000; Wiersum, 2004) differ according to biocultural, social, economic and political contexts. In addition, the interaction between wild and cultivated components (often called rural forests) that occur in this agroforestry systems can result in hybridization and have been suggested as a major driver of tree domestication across the planet (Aumeeruddy-Thomas & Michon, 2018; Aumeeruddy-Thomas, 1994; Genin *et al.*, 2013; Michon, 2015).

In wetland ecosystems, another combination of wild and domestic species that occurs is the rice-fish-duck culture in China (Xue *et al.*, 2012). In addition, flooded plains across the tropics (e.g., since pre-Columbian times in Bolivia and French Guyana, also contemporary Africa) have agroecosystems based on the construction of large human-made mounds for cultivation. These are known to have brought into these flooded plains a rich agricultural biodiversity, while hosting also a large diversity of soil diversity and insects that benefit

from these elevated terrestrial parts of the landscapes (McKey *et al.*, 2016). Human-made oases or other highly modified ecosystems developed by local communities, can enhance natural processes as well as biological diversity (Tengberg *et al.*, 2013).

2.2.4.4 Contributing to agrodiversity by selection and domestication

Domestication is an ongoing process that has been occurring for at least the past 20,000 years on Earth. Indigenous Peoples and Local Communities maintain many local varieties and breeds of plants, animals, and fungi and thus facilitate adaptations to the changing social-ecological environment. Domestication is about selection of specific traits, and their integration into social-ecological niches that often differ from their original habitats. This process has occurred over millennia, since the Epipaleolithic (ca. 20 000–5 000 years ago) in the Mediterranean region and at similar periods in Papua New Guinea, Mexico, South America, and Central Asia (Castañeda-Álvarez *et al.*, 2016; Ellis *et al.*, 2018; Larson & Fuller, 2014).

Local plant and animal landraces (domesticated, locally adapted, traditional varieties and breeds) may either correspond to areas of origin or be a consequence of human-assisted dispersal across the planet. For instance, the pre-Columbian travel of sweet potato from South America where it was domesticated to the Pacific islands (Roullier *et al.*, 2013a, 2013b), ultimately reached Papua New Guinea where it became a very important staple food and also diversified as a result of isolation from its area of origin, new ecological conditions and selection by humans (see **Box 2.3**). This effect of diffusion and genetic isolation, adaptation and selection are clearly a co-production resulting from Indigenous Peoples and Local Communities manipulating ecological and biological evolutionary processes. Domestic animals have evolved far from their wild relatives’ origin and represent another example of joint production linked to selection by people and adaptation to local environments. For example, there is an estimated ca. 800 local breeds of domesticated cattle, although the true numbers are incompletely known (FAO, 2015b).

2.2.4.5 Enhancement of the natural resilience through traditional management

Many traditional resource management systems are ‘designed’ to be resilient by IPLCs, thus enabling social-ecological systems to collectively respond or adapt to changes (Berkes *et al.*, 1998). Activities that are promoted to enhance natural resilience include for example, the

Box 2.4 Two cultural landscapes where anthropogenic processes enhance biodiversity.



Embedded in the cultural landscape in Gyimes (Carpathians, Romania), these meadows were created by local Hungarian Csángó people to provide valuable hay and are now extremely species-rich semi-natural ecosystems (Section 2.2.4.2). Meadows are managed based on a deep understanding of local ecological processes (e.g., hayseed is gathered in the barns and spread onto hay meadows to increase hay quantity and quality, (Babai *et al.*, 2014, 2015). (Photo: Dániel Babai)



This socioecological production landscape has created new ecosystems with many wild and domestic species (Section 2.2.4.3), with rotational farming developed and managed by Karen people in Thailand with traditional co-creation techniques (an example for 2.2.4.3). “A system that speaks to sustainability and livelihood security”. “We select places for cultivation by listening to the sound of a stick hit to the soil in soft-wood and bamboo forests able to resprout while we avoid areas with large trees, having certain birds and mammals, and that are close to streams.” “We seed not only rice but many kinds of vegetables and vibrant coloured flowers believed to keep insects and birds away.” Source: Global Assessment face-to-face consultation with Kriengkrai Chechuang, Thailand. (Photo: Pernilla Malmer)

protection and restoration of natural and modified ecosystems, the sustainable use of soil and water resources, agro-forestry, diversification of farming systems, crop development (e.g., stress-tolerant crops) and various adjustments in cultivation practices (Barrios *et al.*, 2012; Emperaire, 2017; Mijatović *et al.*, 2012). Farmers often utilize the diverse ecology of different crops to add synergy (such as nitrogen fixing plants, trees for shade, animals for fertilizing soils or rice fields). Such systems can diffuse risks caused by extreme climate events (e.g., floods, drought), pests or pathogens. Traditional knowledge of the ecology and cultivation of crops is combined with social practices, such as exchange networks, including seed exchange networks (Coomes *et al.*, 2015; Thomas & Caillon, 2016; Wencélius *et al.*, 2016) to increase a farmers’ capacity to find adequate landraces either to adapt to changing markets or changing climate.

2.2.4.6 Increase local net primary biomass production at the landscape scale

IPLCs often increase local biomass production by, for example, rotational farming and disturbance regimes (see

Section 2.2.4.2 above). Examples of this type of activity includes for example, creation of rich berry patches (dominated by *Vaccinium* spp. and other berries) in boreal forests by regular burning (Davidson-Hunt, 2003; Johnson, 1994). In addition, prescribed regular burnings and community-based fire management of dry grasslands, forests and marshes can sometimes not only prevent larger fires that would damage local livelihoods, but they can also help the resprouting of herbaceous vegetation and restore habitat and landscape structure favourable for biodiversity (Miller & Davidson-Hunt, 2010; Pellatt & Gedalof, 2014; Russell-Smith *et al.*, 2009). The same is true for some properly executed grazing regimes by domestic livestock that are adapted to the local environment and are able to prevent overgrazing (Molnár, 2014; Tyler *et al.*, 2007).

In other cases, Indigenous Peoples and Local Communities – unintentionally – maintain high levels of prey animals (e.g., sheep) that ‘provide’ an additional food source, which in turn are important for maintaining iconic predators (lion, leopard, wolf, bear; Casimir, 2001; Mertens & Promberger, 2001). Similarly, fruit gardens ‘provide’ food for frugivorous mammals when forest fruits are scarce (Moore *et al.*, 2016) and thus contribute to the protection of threatened species by this extra food (Siebert & Belsky, 2014).

2.2.4.7 Contribution to biodiversity by sustaining and protecting ecosystems of high conservation value from external users

IPLCs sustain naturally developed or modified ecosystems (such as the ones featured in the previous sections), and prevent species and ecosystem loss in these areas, for example by restricting access, and thus preventing unsustainable practices by outsider users (e.g., legal and illegal logging, mining, poaching, overexploitation of fisheries; see ICCAs, OECMs; Berkes, 2003; Borrini-Feyerabend *et al.*, 2004; Corrigan *et al.*, 2016; Govan, 2016; Nepstad *et al.*, 2006; also see chapters 3 and 6).

Additionally, some threatened species and some areas have strong cultural and/or spiritual significance (sacred species and sites) or are important for communities' well-being (e.g., medicinal plants, mental health) and thus have been actively conserved by communities through totem restrictions, hunting and harvesting taboos, sacred groves, rivers and springs, total or temporal use restrictions or nurturing sources of ecosystem renewal (Bhagwat, 2012; Colding & Folke, 1997; Pungetti *et al.*, 2012). These social taboos are often 'invisible' and thus not recognized or accounted for in conventional conservation (Colding & Folke, 2001) though this is changing (Bennett *et al.*, 2017).

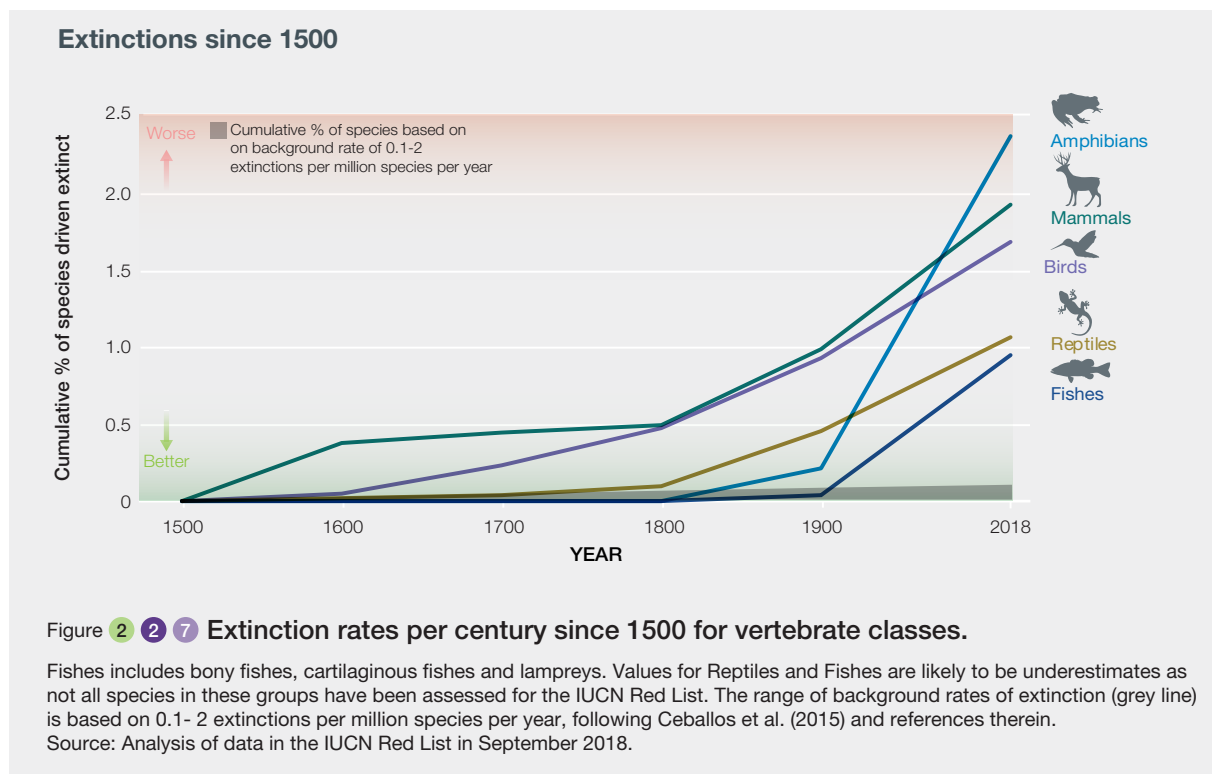
2.2.5 STATUS AND TRENDS IN NATURE

Nature has faced multiple drivers of change from human actions. Many of these drivers have accelerated rapidly (chapter 2.1). The same is true for many changes in nature. Indeed, for some facets of nature, the changes have accelerated so rapidly that as much as half the total anthropogenic change in the whole of human history may have taken place since the mid-20th century. This section first discusses pre-1970 trends in nature before discussing trends since 1970 alongside current status.

2.2.5.1 Pre-1970 trends in nature

Humanity developed the capacity for significant ecosystem engineering around 10,000 years ago, marking a major ecological transition in Earth's history. Since then, the cumulative effects of human activities on some aspects of nature have been dramatic (Boivin *et al.*, 2016; Erlandson & Braje, 2013; Smith & Zeder, 2013). Actions that increased the number of people the land can support have also caused species extinctions and changed species distributions, habitats and landscapes since the Stone Ages (Foley *et al.*, 2013; Pimm & Raven, 2000; Vitousek *et al.*, 1997).

Although the state of nature has changed constantly throughout Earth history, the scale and extent of changes



driven by human actions have led to this human-dominated period in Earth history being commonly called the Anthropocene (Crutzen, 2002). From an ecological perspective, the Anthropocene may have begun in the late Pleistocene (Lyons *et al.*, 2016; Smith & Zeder, 2013). Human actions played a role (along with climate and other drivers) in the megafaunal extinction around the Pleistocene-Holocene boundary (Erlandson & Braje, 2013; Johnson *et al.*, 2017); this disappearance of large herbivores and predators dramatically affected ecosystem structure, fire regimes, seed dispersal, land surface albedo and nutrient availability (Johnson, 2002).

From the Late Pleistocene onwards, humans started to colonize and transformed most resource-rich landscapes on Earth (Erlandson & Braje, 2013). This near-global human expansion was followed by the Neolithic spread of agriculture across the world the centres of domestication (Section 2.2.3.4.3), driven by a set of long-term, complex and independent factors like demography, climate, human behaviour and resource imbalance (Zeder & Smith, 2009). This transformation to agriculture created highly modified production landscapes, caused significant land cover change (e.g., forest loss which triggered erosion and sedimentation in rivers and lakes), and spread new varieties and breeds of domesticated animals and crops as well as other (e.g., weed) species (Baker, 1991). These changes altered all Earth systems from the lithosphere and biosphere to the atmosphere. For example, expansion of paddy rice fields and pastoralism is thought to have increased atmospheric methane from as early as 4000 years ago (Fuller *et al.*, 2011).

All these changes increasingly concentrated biomass into human-favoured species (Barnosky, 2008; Williams *et al.*, 2015). Humans used fire for large-scale transformation of “savannas” (Archibald *et al.*, 2012), while diverse grazing regimes reshaped and expanded grasslands during the last 3000–7000 years. Improved seafaring since the mid-Holocene enabled colonization of even remote islands. Island ecosystems, with “naïve” species and low functional redundancy, often changed dramatically after human colonization (Rick *et al.*, 2013); e.g., two third of bird species native to Pacific islands went extinct between initial human colonization (after 1300 BC) and European contact (17th century) (Duncan *et al.*, 2013). Many exploited species worldwide have evolved to be smaller (Fitzpatrick & Keegan, 2007; Jørgensen *et al.*, 2007).

European colonialism from 1500 to early 1800s fundamentally transformed pre-existing indigenous cultural landscapes, with deforestation for monocrop plantations and the spread of invasive alien species (Dyer *et al.*, 2017). Populations of fur animals, fishes and whales were overexploited for the new global market (Lightfoot *et al.*, 2013; Monsarrat *et al.*, 2016; Rodrigues *et al.*, 2018).

Spread of global commerce mostly from Europe, together with the spread of the European naturalistic worldview, had a huge impact on local human-nature relations and hence on land use (Lightfoot *et al.*, 2013), resulting for example in the spread of timber-oriented forest management (Agnoletti, 2006). Global forest cover decreased for millennia (Pongratz *et al.*, 2008), and large trees were lost from many areas well before the mid-20th century (Lindenmayer *et al.*, 2012; Rackham, 2000).

Marine defaunation started only a few hundred years ago and may have been less severe than defaunation on land (Dirzo *et al.*, 2014; McCauley *et al.*, 2015). Though few marine species are known to have gone globally extinct (Webb & Mindel, 2015), many became ecologically or commercially extinct with the onset of commercial and industrial scale exploitation, the most threatened animals being those that directly interact with land (McCauley *et al.*, 2015).

The Industrial Revolution in Europe, and the growth of populations and cities that it enabled, accelerated impacts on biodiversity. For example, some habitats have lost >90% of their area since 1800 especially in Europe (Biró *et al.*, 2018) and North America. The Green Revolution after World War II drove further agricultural intensification, causing a rapid decline of species of agricultural habitats and the spread of invasive species, and further increasing the proportion of net primary production taken by humanity (Krausmann *et al.*, 2013). Extinction rates rose sharply in the 20th century for all taxonomic groups for which a robust assessment can be made (Figure 2.2.7).

2.2.5.2 Trends in nature since 1970 and current status

The status and recent trends seen in terrestrial, freshwater and marine ecosystems clearly show that humanity is a dominant global influence on nature. This assessment of current status and trends since 1970 synthesizes over 50 quantitative global indicators, covering an unprecedentedly diverse set of facets of nature (because nature is too complex for its trends and status to be captured by one or a few indicators: Section 2.2.3), together with recent meta-analyses, reviews and case studies, organized into Essential Biodiversity Variable classes (Section 2.2.3.1). Attribution of changes to drivers is considered in Section 2.2.6. below.

The linkages among different aspects of nature in ecosystems mean that trends may differ systematically among EBV classes. For instance, forest loss causes local extinction of forest-adapted species, but this species may accelerate once the fraction of natural habitat remaining goes below 30% (Banks-Leite *et al.*, 2014; Ochoa-Quintero *et al.*, 2015). Likewise, local declines in species richness can drive nonlinear declines in ecosystem function, with function

initially declining less rapidly than species richness (Cardinale *et al.*, 2012; Hooper *et al.*, 2012).

Even within an EBV class, indicator trends are likely to vary by much more than their statistical margins of error. One reason is that some components of nature are expected to be more sensitive than others – e.g., habitats such as warm-water coral reefs that have narrow environmental tolerances – so indicators reporting on them may show the steepest trends; they are in effect the ‘canaries in the coal mine’ that provide the first clear evidence that drivers are reshaping nature. By contrast, other indicators try to reflect the status of nature more broadly, e.g., all species within a large taxonomic group such as mammals; these indicators are also important because the broader state of nature underpins consistent delivery of many NCP, especially over longer time scales, across larger areas, and in the face of ongoing drivers (Cardinale *et al.*, 2012; Mace *et al.*, 2012; Oliver *et al.*, 2015; Steffen *et al.*, 2015b; Winfree *et al.*, 2018). A second reason for variation is that some indicators use more coarse-grained data than others. For example, species’ extinction risk is measured on a relatively coarse spatial and temporal scale (the IUCN Red List categories), so indicators synthesizing these data may miss gradual declines of abundant, widespread species, which indicators based on species’ abundances may capture (Butchart *et al.*, 2005). Consequently, indicators of species populations based on species’ extinctions and extinction risk are here considered separately from those based on species’ abundances or distributions. A third reason is that some trends might only be apparent at one spatial scale. Because this is particularly true for community composition (Jarzyna & Jetz, 2018; McGill *et al.*, 2015), trends within this EBV class are discussed at three different scales: local (e.g., the set of species in a small area of the same habitat type), regional (e.g., the set of species in a country or large grid cell), and the differences between local communities within the same region.

Where possible, each indicator is expressed in two ways. First, the recent rate of change shows how quickly it is changing over time; the average per-decade change in the indicator is expressed as a percentage of the estimated value for 1970 (or, if later, for the beginning of the time-series). Second, the current status is shown as a percentage of the inferred or estimated natural baseline level (i.e., the value in a pristine or at least much less impacted – e.g., pre-industrial – world), showing how much remains (see **Figures 2.2.8–2.2.20**). Most indicators are designed such that a larger value equates to there being more of the focal component of nature, but some are the other way around (e.g., numbers of species extinctions). Here, for ease of comparisons, such reverse indicators are rescaled so that values are larger when there is more nature (note that more is not always better – for instance, a rise in the number of invasive alien species is not desired).

For some indicators that can be mapped at sufficient spatial resolution, the status and trend are also shown within the hotspots of narrowly-distributed species (mapped in **Figure 2.2.3**), and within the areas mapped (Garnett *et al.*, 2018) as indigenous lands (mapped in Figure SPM5); in the plots below, these have “hotspots” or “indigenous lands” as part of the indicator name. Some other indicators are also subsets (e.g., the persistence of pollinating vertebrates is a subset of the persistence of all terrestrial vertebrates). All subsets are shown as unfilled symbols in the plots that follow; to avoid ‘double counting’, they are omitted when calculating averages across indicators. The Supplementary Materials define and explain each indicator, its source and how it has been treated here, along with (where possible) how the natural baseline was estimated and plots of how the indicators has changed over time. In this section, italics are used to highlight indicators plotted in the figures for each Essential Biodiversity Variable class. Chapter 3 considers many of the same indicators, sometimes with very different presentation and analysis reflecting that chapter’s different scope. Indicators that are designed to report on trends in nature directly responsible for particular classes of NCP are developed and presented in chapter 2.3.

2.2.5.2.1 Ecosystem structure

(N.B. Italics denote indicators plotted in **Figure 2.2.8**)

Most global indicators show a net deterioration in the structure (i.e., extent and physical condition) of natural ecosystems since 1970 of at least 1% per decade (**Figure 2.2.8A**), and indicators have fallen to by almost half of their natural baseline levels (to a median of 53.2%: **Figure 2.2.8B**). There can be no doubt that human actions have radically changed, and are continuing to change, ecosystem structure – especially in sensitive ecosystems – across much of the world. Given that ecosystem structure sets the stage for ecological, evolutionary and social-ecological processes, these changes potentially jeopardize nature’s ability to deliver many societal benefits. The indicators that can be estimated within the terrestrial hotspots of rare species have lower status and steeper declines there than across the globe, which is particularly concerning for biodiversity conservation; conversely, these indicators have better current status and slower declines in indigenous lands than globally.

Indicators of coastal and shallow marine ecosystems are already at low levels and are continuing to decline particularly rapidly (e.g., seagrass meadow area Waycott *et al.*, 2009; mangrove forest area Hamilton Stuart & Casey, 2016; live coral cover on reefs Eddy *et al.*, 2018; Ortiz *et al.*, 2018). The declines have direct societal implications. For example, coastal protection habitats (Ocean Health Index, 2018) protect against storm surges and can elevate coastlines in step with rising sea level (Spalding *et al.*, 2016),

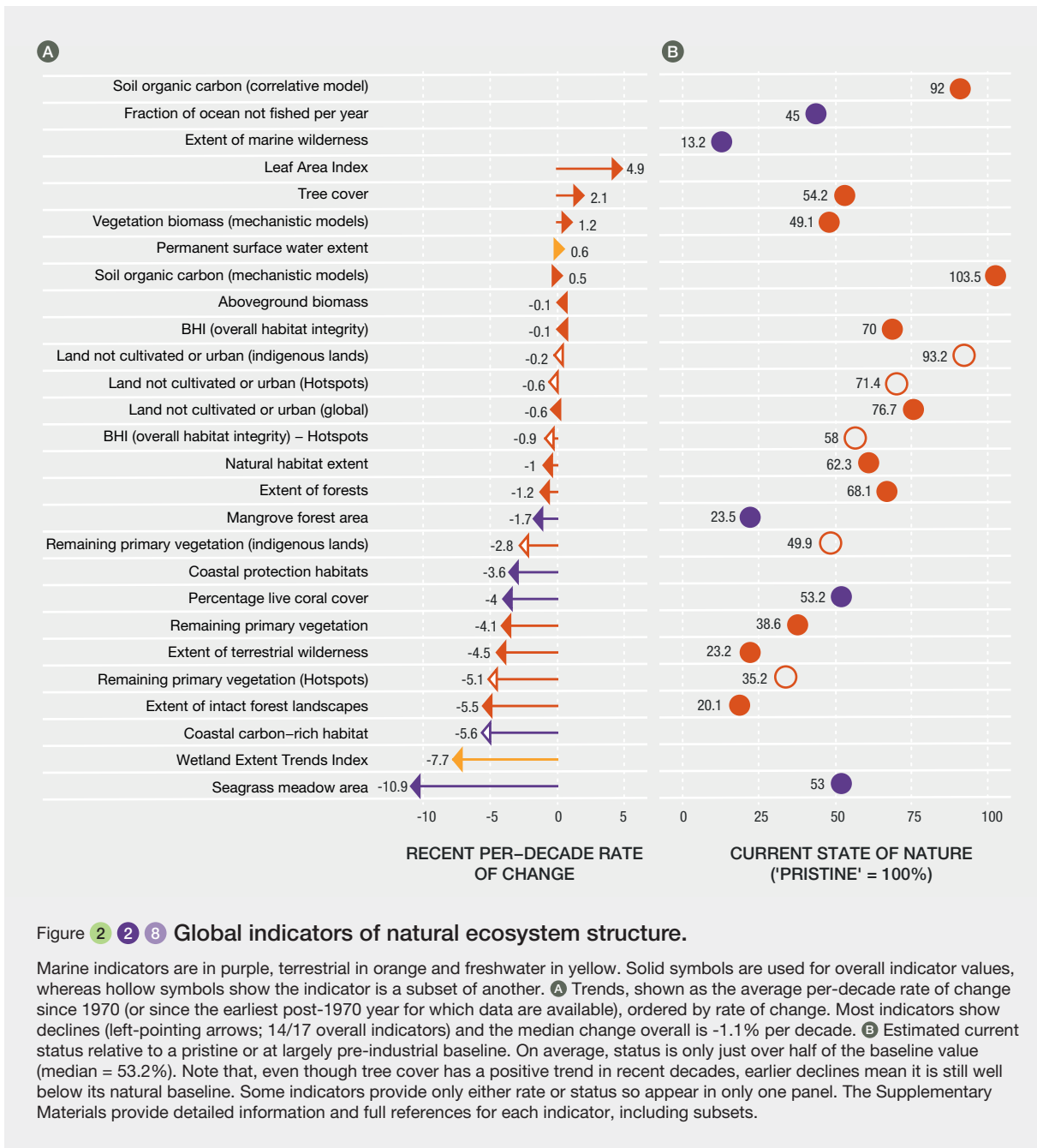


Figure 2.2.8 Global indicators of natural ecosystem structure.

Marine indicators are in purple, terrestrial in orange and freshwater in yellow. Solid symbols are used for overall indicator values, whereas hollow symbols show the indicator is a subset of another. **A** Trends, shown as the average per-decade rate of change since 1970 (or since the earliest post-1970 year for which data are available), ordered by rate of change. Most indicators show declines (left-pointing arrows; 14/17 overall indicators) and the median change overall is -1.1% per decade. **B** Estimated current status relative to a pristine or at largely pre-industrial baseline. On average, status is only just over half of the baseline value (median = 53.2%). Note that, even though tree cover has a positive trend in recent decades, earlier declines mean it is still well below its natural baseline. Some indicators provide only either rate or status so appear in only one panel. The Supplementary Materials provide detailed information and full references for each indicator, including subsets.

and coastal carbon-rich habitats (Ocean Health Index, 2018) can act as carbon sinks.

Other sensitive ecosystems also combine rapid decline with low levels relative to historical baselines. For example, only 13% of ocean (including almost none of most coastal ecosystems) (Jones *et al.*, 2018) and 23% of land (most of it inhospitable or remote; Watson *et al.*, 2016) are sufficiently free of obvious human impacts to still be classed as *wilderness* (and see 2.2.4 for discussion of likely human influence even there). *Intact forest landscapes* (defined as areas of forest or natural mosaics larger than 500 km² where satellites can detect no human pressure) continue to decline

rapidly in both rich and poor countries, and especially in the Neotropics, due to industrial logging, agricultural expansion, fire and mining (a loss of 7% between 2000 and 2013; Potapov *et al.*, 2017). Estimates of the fraction of land that can still be viewed as ‘natural’ rather than anthropogenic range from under 25% (Ellis & Ramankutty, 2008) to over 50% (FAO, 2014a; Sayre *et al.*, 2017), depending on how ‘natural’ is defined. Just 39% of land area is still classed as *primary vegetation* (i.e., has never been cleared or regularly grazed; Hurtt *et al.*, 2018), putting many species of habitat specialists at potential risk (Brook *et al.*, 2003; Matthews *et al.*, 2014). The *Biodiversity Habitat Index* (Hoskins *et al.*, 2018), which recognizes that modified habitat still supports

some biodiversity, estimates the current global integrity of terrestrial habitat for native biodiversity to be 70% of its original natural level. The *Wetland Extent Trend Index* is declining rapidly (Dixon *et al.*, 2016) and as much as 87% of the natural wetland in 1700 was lost by 2000 (Davidson, 2014) (see also 2.2.7.9). The slight net increase in the *extent of permanent surface water* masks extensive turnover: 13% of the area of permanent water in the 1980s had been lost by 2015, outweighed by a 16% expansion largely from new reservoirs (Pekel *et al.*, 2016).

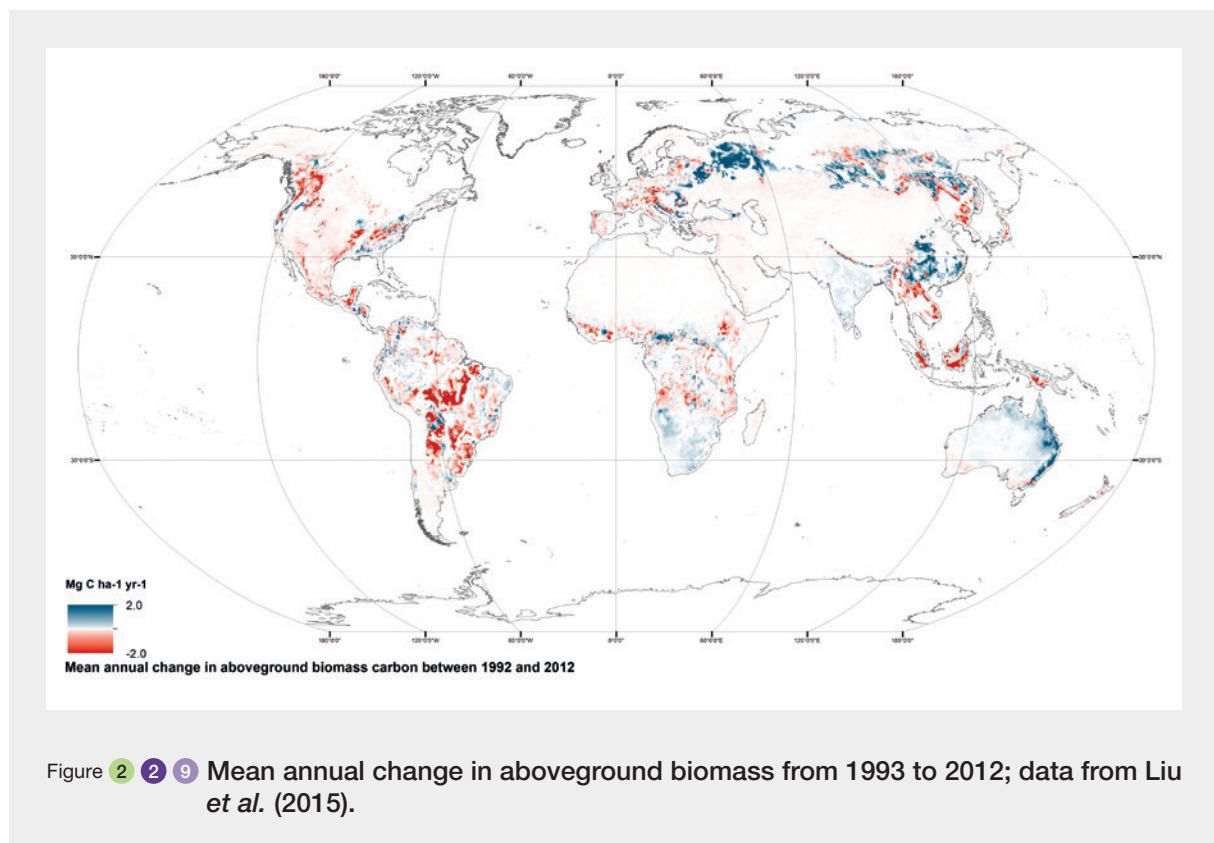
Although *land neither cultivated nor urban* (based on satellite data and including grazing land; ESA, 2017) has decreased only slowly since 1992, much more rapid declines are seen in some units of analysis (temperate grasslands, -2.5%; tropical and subtropical forests, -1.3%; see Supplementary Materials 2.2.2.9). Some regions have also seen particularly rapid land cover change: between 2001–2012, the Arctic saw a 52% increase in the extent of forest, 19% increase in wetland and a 91% decrease in barren ground (Shuchman *et al.*, 2015).

Another indicator with marked regional variation is *aboveground biomass* (Figure 2.2.9): globally, it fell by only ~ 0.2% (< 1 PgC) between 1990 and 2012 (with a dip in the mid-2000s), but tropical forests saw a fall of ~ 5 PgC (especially in Amazonia and Southeast Asia) while boreal and temperate mixed forests saw a rise of ~ 2.3 PgC (Liu *et al.*, 2015). Land-use change and intensification have reduced

vegetation biomass – of which trees are the main component – to below 50% of the level expected if there were no human land use, mostly before 1800 (Erb *et al.*, 2018), with model-ensemble estimates (Le Quéré *et al.*, 2018) showing an upward trend since 1970 driven by CO₂ fertilization, climate change and regrowth after previous land-use change.

The indicators relating to forest structure suggest that deforestation has gone beyond the precautionary ‘safe limit’ for land-system change proposed in the Planetary Boundaries framework (Steffen *et al.*, 2015b). That framework argues that reduction of forests below 75% of their natural extent risks dangerous reduction in biotic regulation of global climate, though there is uncertainty over exactly where the danger point lies (Steffen *et al.*, 2015b). The global area of *tree cover* (assessed from remote-sensing data; Song *et al.*, 2018) is estimated to be only 54.2% of the area at the dawn of human civilization, while current *extent of forests* (defined as having tree cover >10%, aggregated from national statistics; FAO, 2016a) is 68.1% of their pre-industrial extent. These values are 1250 million ha and 460 million ha, respectively, below the proposed safe limit; as a comparison, Brazil’s area is 852 million ha.

Deforestation has slowed since its peak in the 1990s. The *extent of forests* fell markedly more slowly in 2005–2015 than in 1990–2005 (FAO, 2016a), and global *tree cover* has actually risen, by 2.6% per decade from 1982–2016 (Song



et al., 2018). However, both indicators are still falling in the tropics while rising in temperate and boreal regions (FAO, 2016c; Song *et al.*, 2018); and approximately 15.3 billion trees are still being lost each year, through deforestation, forest management, disturbance and land-use change (Crowther *et al.*, 2015).

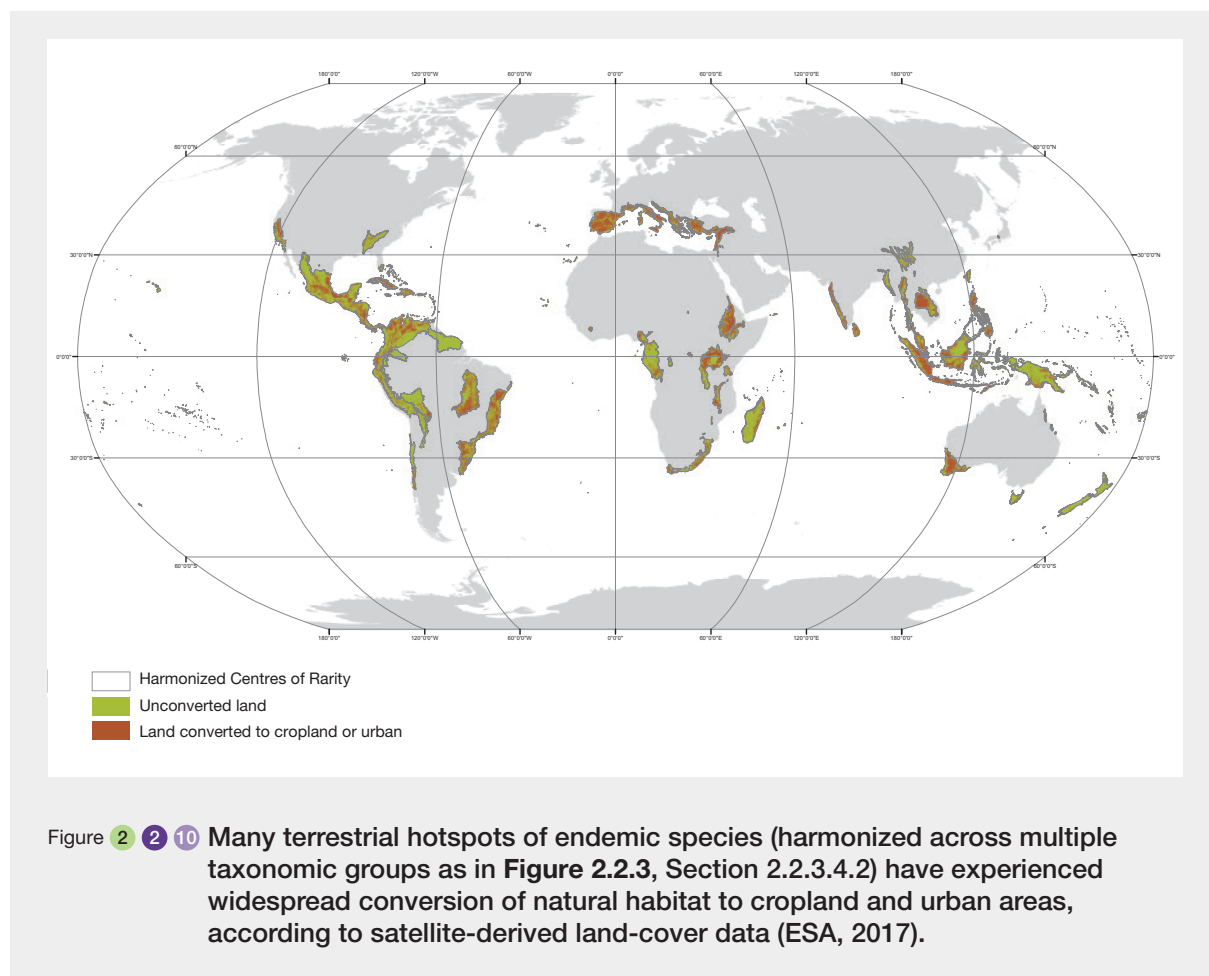
The rapid increase in *leaf area index* that is apparent (**Figure 2.2.8**) (the area of leaves per unit area of land) is largely driven by changes in north temperate latitudes where climate change has increased annual plant growth (Zhu *et al.*, 2013). Mechanistic models (Le Quéré *et al.*, 2018) infer that global *soil organic carbon* (see **Figure 2.2.8B**) now stands at 104% of the level in the 1860s; but an alternative correlative approach estimates that land use has reduced levels to 92% of their natural baseline (Van der Esch *et al.*, 2017). These diverging estimates could be partly reconciled if much of the loss caused by land-use change was before 1860; but more observation and modelling are needed.

For the indicators where we were able to make the comparison, ecosystem structure is on average less intact and declining more rapidly in the terrestrial hotspots of species rarity (as demarcated in Section 2.2.3.4.2) than

across the world as a whole. Only 35.2% of their land area is still classed as *primary vegetation* and per-decade loss has averaged -5.1% of the 1970 level (the global figures are 39% and -4.1%, respectively). The corresponding values for *land neither cultivated nor urban* (ESA, 2017) in hotspots (71.7% and -0.6% per decade) are also worse than across the world as a whole (76.7% and -0.2%, respectively: **Figure 2.2.10**). The habitat integrity (*Biodiversity Habitat Index* (Hoskins *et al.*, 2018)) of these rarity hotspots is only 58%, much less than the overall global estimate of 70%.

By contrast, ecosystem structure is on average more intact and declining more slowly in indigenous lands than across the world as a whole. Nearly 50% of mapped indigenous land (Garnett *et al.*, 2018) is still *primary vegetation* (Hurt *et al.*, 2018); and the rate of decline is only -2.8% per decade. Likewise, 93.2% of indigenous land (Garnett *et al.*, 2018) is *neither cultivated nor urban* (ESA, 2017), and this fraction is declining only a third as rapidly in indigenous lands as it is globally (-0.2% vs -0.6% per decade).

Knowledge gaps: There are few indicators for the structure of freshwater or marine ecosystems, especially in the



deep sea. Ecosystem condition is less well represented than ecosystem extent (because it is harder to measure consistently across space and over time), meaning that important degradation of ecosystem structure may be missed. For example, an estimated 35.9 Pg of soil was lost to erosion in 2012, 2.5% more than in 2001 (Borrelli *et al.*, 2017), with soil eroding from conventional agricultural landscapes far more rapidly than it is formed (FAO & ITPS, 2015). Land degradation – of which soil erosion is but one facet – is a global problem, affecting all land systems in all countries, but there is no quantitative consensus on its extent or trend (IPBES, 2018): e.g., estimates of the still undegraded fraction of the land surface range from 75.8% to 96.8% (Gibbs & Salmon, 2015). Estimates of the current global extent of grazing land also vary widely (Phelps & Kaplan, 2017; Prestele *et al.*, 2016).

2.2.5.2.2 Ecosystem function

(N.B. Italics denote indicators plotted in **Figure 2.2.11**)

Evidence suggests that rates of some fundamental ecosystem processes have accelerated greatly (**Figure 2.2.11**). For example, the terrestrial *biomass turnover rate* – how quickly biomass is broken down and replaced – has nearly doubled on average; has increased more than tenfold in croplands and artificial grasslands; and has increase at least threefold in East and South Asia and Western, Eastern and Southern Europe (Erb *et al.*, 2016).

Two differently-estimated indicators of *terrestrial Net Primary Production (NPP)* – which forms the base of most

ecological food webs and material NCP – suggest slightly different trends. An ensemble of process-based models (Le Quéré *et al.*, 2018) suggests terrestrial NPP has risen by 2.6% per decade since 1970 – though the trend is flat over the past decade – and is now nearly 30% higher than in the 1860s (the earliest decade modelled). These models all assume that rising atmospheric CO₂ boosts photosynthesis, but the magnitude of this CO₂ fertilization effect is highly uncertain (Wenzel *et al.*, 2016). In contrast, estimates derived instead from satellite data (Zhao & Running, 2010) suggest a less rapid (and not statistically significant) increase, over the much shorter time period for which the data are available (Wang *et al.*, 2012). The approaches agree, however, that the overall change masks wide spatial heterogeneity in the trend (**Figure 2.2.12**; Zhao & Running, 2010). *Marine NPP* (Behrenfeld & Falkowski, 1997) rose by 4.7% from 1998–2007.

Carbon sequestration from the atmosphere helps to slow climate change, making it another important ecosystem function to measure. The ensemble of process-based models suggest *terrestrial carbon sequestration* has recently been rising by 25% per decade and *oceanic carbon sequestration* by 29% per decade (Le Quéré *et al.*, 2018), despite a slight reduction in the *efficiency of the biological pump* (Cael *et al.*, 2017).

The annual amount of *NPP remaining in terrestrial ecosystems* after human appropriation (Krausmann *et al.*, 2013) is now around 86% its inferred natural baseline level (though only 64% in Asia). Its slow net change through history probably reflects a near-balance between

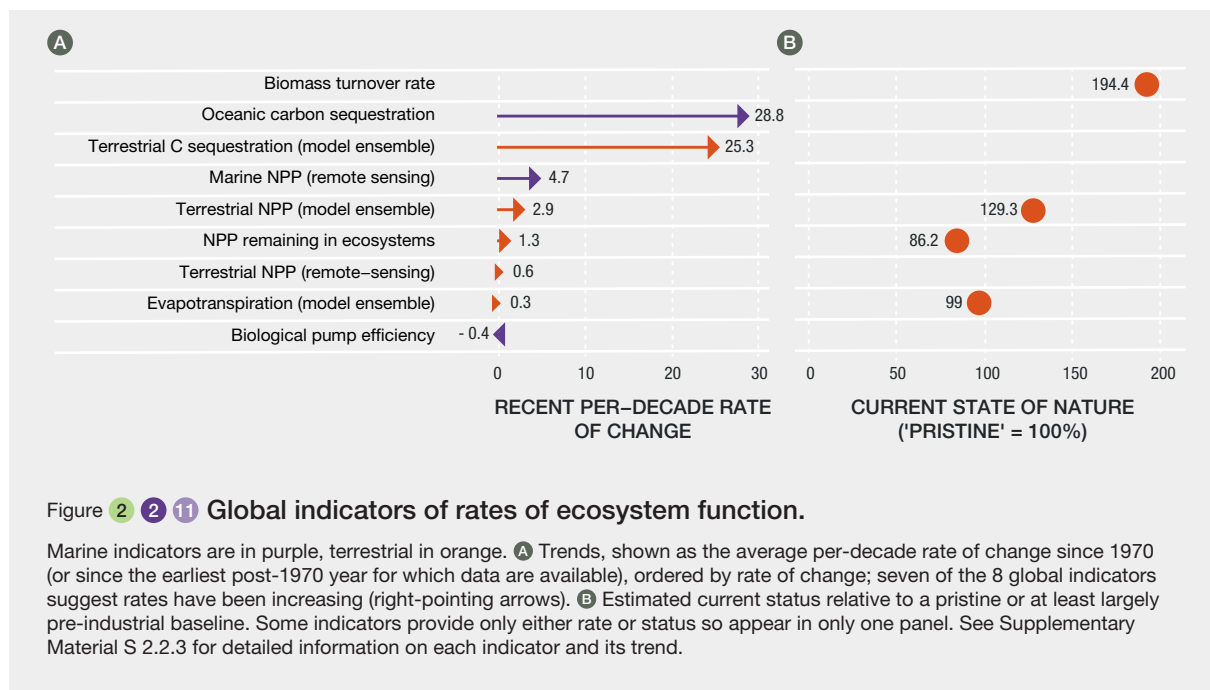
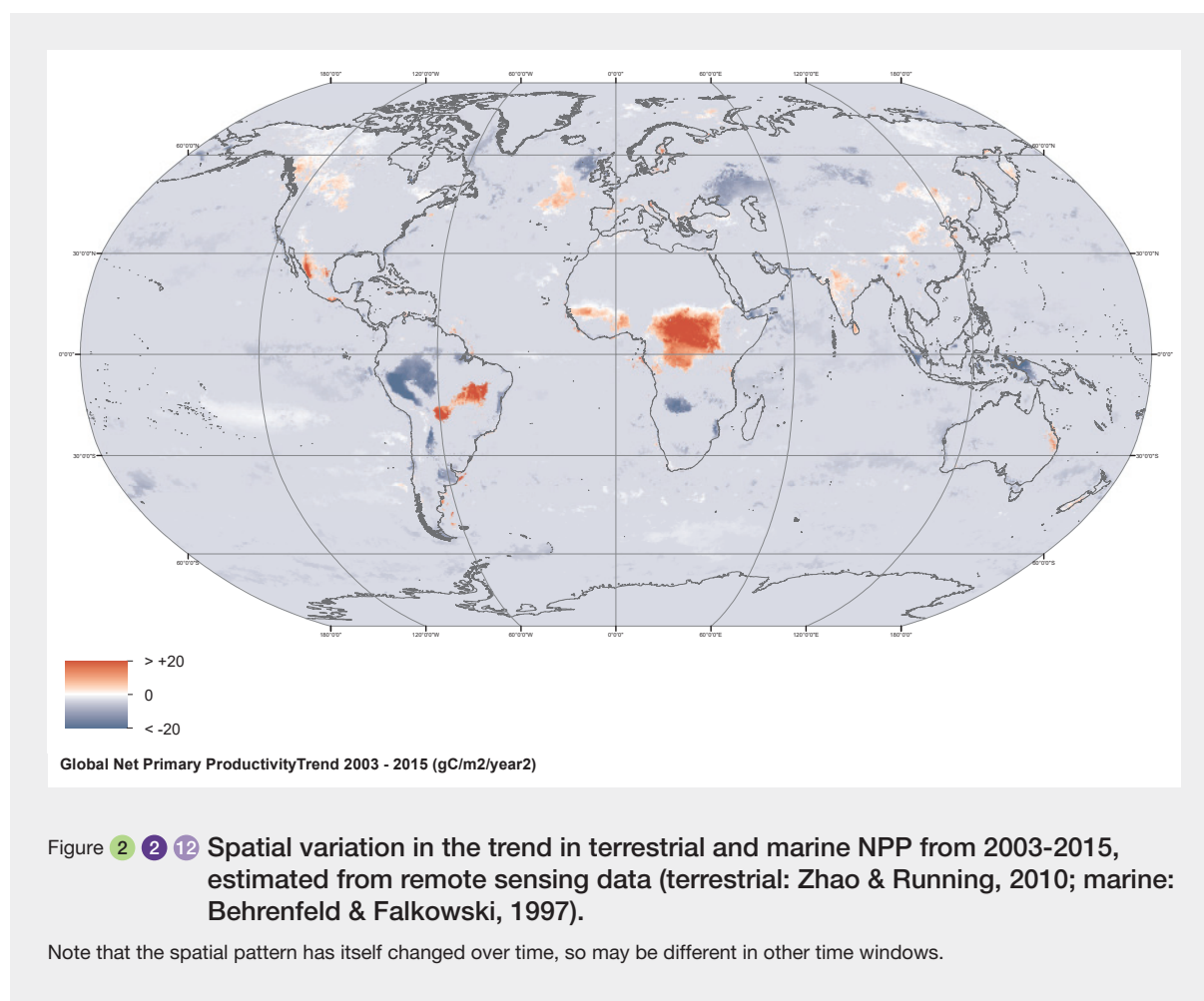


Figure 2.2.11 Global indicators of rates of ecosystem function.

Marine indicators are in purple, terrestrial in orange. **A** Trends, shown as the average per-decade rate of change since 1970 (or since the earliest post-1970 year for which data are available), ordered by rate of change; seven of the 8 global indicators suggest rates have been increasing (right-pointing arrows). **B** Estimated current status relative to a pristine or at least largely pre-industrial baseline. Some indicators provide only either rate or status so appear in only one panel. See Supplementary Material S 2.2.3 for detailed information on each indicator and its trend.



increasing human appropriation of NPP and increasing NPP caused by land management and (increasingly in recent decades) CO₂ fertilization (Krausmann *et al.*, 2013). However, the biotic consequences could be much greater than such a small net change might suggest: agriculture has increasingly channeled terrestrial NPP through a relatively small set of species, reducing the diversity of forms in which that NPP is available to the species in ecosystems.

Knowledge gaps: Ecological communities carry out many more ecosystem functions vital for ecosystem health and the delivery of NCP, such as pollination, decomposition, fruit and seed dispersal, pest control and fertilization of the soil (Díaz *et al.*, 2018; see chapter 2.3); however, available indicators mostly report on either the status of the species responsible or the NCP, rather than on the ecosystem functions and processes linking the two. This partly reflects the difficulties of scaling from local sites, where ecosystem function can be measured, to the globe. More global indicators are needed of rates of ecosystem processes that directly underpin particular NCP or that indirectly underpin ecosystem health.

2.2.5.2.3 Community composition

(N.B. Italics denote indicators plotted in **Figure 2.2.13**)

Local communities are not on average showing rapid changes in species richness, but their biotic integrity is being eroded rapidly by changes in which species are present and abundant (**Figure 2.2.13**, blue background). Local assemblages are also becoming more similar to each other, a pattern known as biotic homogenization. At regional scales, the numbers of species – especially non-native species – have tended to increase over recent decades (**Figure 2.2.13**, orange background).

a. Composition of local communities

The average balance between gains and losses of species in local assemblages worldwide remains unclear (Cardinale *et al.*, 2018), largely because rates of gain (of alien, disturbance-tolerant or other human-adapted species, or of climate migrants) and of loss (though local extinction) are very context-dependent (e.g., Thomas, 2013). The *BioTime species-richness* indicator, estimated as the average trend

from a compilation of time-series data from local terrestrial, freshwater and marine assemblages around the world (Dornelas *et al.*, 2014), shows a slight but not statistically significant increase on average with very wide variation from site to site (Dornelas *et al.*, 2014). A compilation of coastal marine assemblages tended to gain species over time, but sites facing local human impacts tended to lose species, especially rare species (Elahi *et al.*, 2015); and a set of local plant communities showed an average decrease in species richness in the tropics but an increase in north temperate regions (Vellend *et al.*, 2013) – assemblages facing disturbance tend to lose species whereas those recovering after disturbance tend to show gains (Gonzalez *et al.*, 2016). Geographic biases in such collations mean they may not accurately reflect the widespread increase in drivers over recent decades (Elahi *et al.*, 2015; Gonzalez *et al.*, 2016). The *PREDICTS species-richness* indicator (Hill *et al.*, 2018), which tries to overcome such geographic biases using a statistical model, shows a slight decrease over time; but the statistical model does not incorporate effects of alien species (Newbold *et al.*, 2015).

Two indicators – *Biodiversity Intactness Index* (BII; De Palma *et al.*, 2018; Hill *et al.*, 2018) and *Mean Species Abundance* (Schipper *et al.*, 2016) – agree that biotic integrity has declined on average to well below its proposed safe limit in the Planetary Boundaries scheme (Steffen *et al.*, 2015b). That framework suggests that large regions whose biotic integrity – i.e., the fraction of originally-present biodiversity that remains – falls below 90% risk large-scale failure of ecosystem resilience that would cause critical reductions in the flows of nature’s contributions to people (Steffen *et al.*, 2015b) though there is a great deal of uncertainty about precisely where any boundary should be placed (Mace *et al.*, 2014; Steffen *et al.*, 2015b). A global model (Hill *et al.*, 2018) estimates the *Biodiversity Intactness Index* (BII) to average only 79% across terrestrial ecosystems (**Figure 2.2.14**), with most biomes below 90%; a model focused on tropical and subtropical forest biomes (De Palma *et al.*, 2018) estimates an even lower BII and more negative trend, as does the global model of *Mean Species Abundance* (Schipper *et al.*, 2016). For both BII indicators and Mean Species Abundance, hotspots of rare and endemic species



Figure 2.2.13 Global indicators of community composition at the local scale (green background) and the regional scale (orange background).

Orange symbols are terrestrial indicators, grey symbols are indicators that combine terrestrial, freshwater and marine data. Solid symbols represent overall values for indicators, whereas semi-transparent points represent values for subsets (e.g., for a particular biome or functional group) of the overall indicator. **A** Trends, shown as the average per-decade rate of change since 1970 (or since the earliest post-1970 year for which data are available), ordered by rate of change. **B** Estimated current status relative to a pristine or at largely pre-industrial baseline. Some indicators provide only either rate or status so appear in only one panel. Supplementary Materials S 2.2.4 and S 2.2.5 have detailed information and full references for each indicator, including subsets.

have a lower current status and a more negative trend than the global average, whereas indigenous lands have a better current status (though still below the proposed Planetary Boundary) and usually a slower rate of decline (Figure 2.2.13).

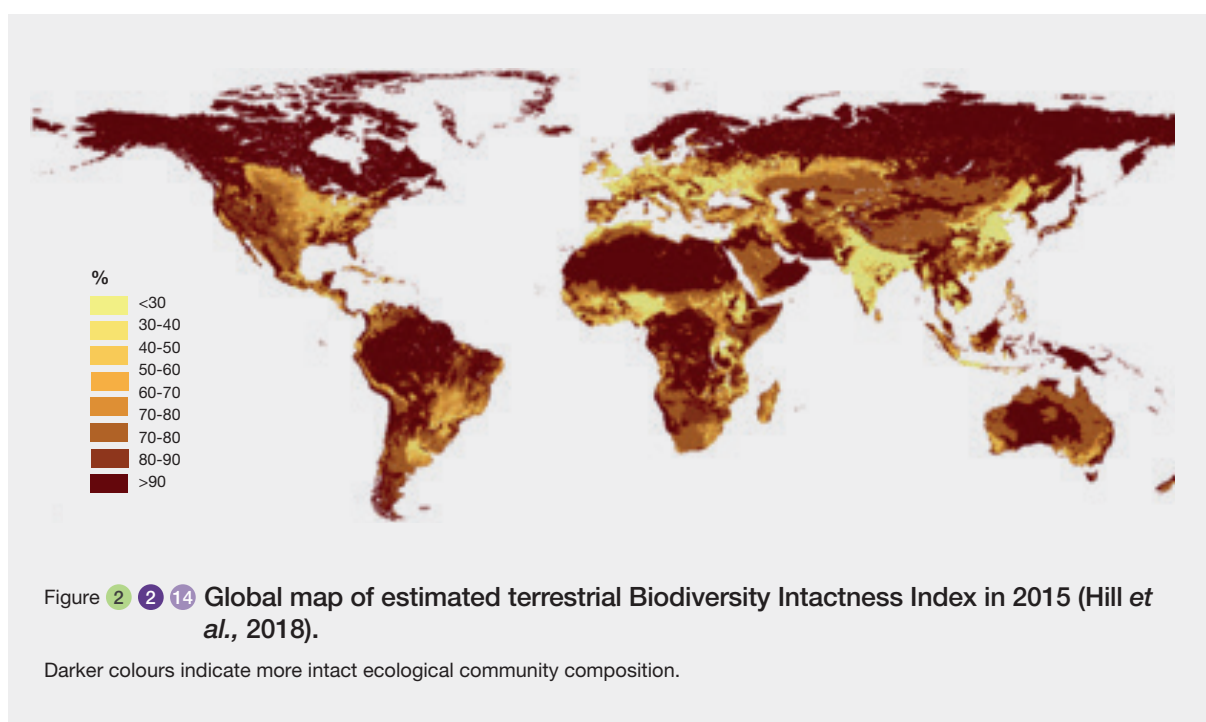
b. Compositional dissimilarity between assemblages

Local assemblages are becoming more similar to each other on average, a phenomenon termed biotic homogenization (McKinney & Lockwood, 1999) or the ‘anthropogenic blender’ (Olden, 2006). When human actions add species to a local assemblage, they are often likely to add the same species to many other assemblages within the region or even around the world; e.g., we plant and farm a relatively small number of species over vast areas of land. The structural, chemical and biotic sameness of these anthromes means that species adapted to them, whether alien or native, can spread widely. Shipping transports ballast water, and its complement of species, from one harbour to another. We move the same pets, pests, pathogens and ornamental species around the world. All of these additions are likely to make the assemblages more similar. At the same time, the species lost from local assemblages because of human actions often differ from place to place, in which case their loss also makes assemblages more similar. A global synthesis reported significant homogenization across nearly all taxonomic groups at nearly all scales (Baiser *et al.*, 2012); further support comes from regional syntheses (e.g., Rahel, 2000; Solar *et al.*, 2015; Winter *et al.*, 2009) and the most detailed field studies (e.g., Gossner *et al.*, 2016).

c. Composition of regional assemblages

Numbers of species in assemblages at larger spatial scales – such as countries or 0.25° grid cells – have tended to increase over recent decades (Figure 2.2.13, orange background), partly driven by rapid increases in numbers of non-native species (McGill *et al.*, 2015; Thomas, 2013). A global analysis of establishment of species in new countries from a wide range of taxonomic groups found the *cumulative number of alien species* is rising by 13% per decade, with 37% of all reported establishment events being since 1970 (Seebens *et al.*, 2017). Across 21 countries with particularly good recording of *introduced invasive alien species* (i.e., aliens that cause ecological or economic problems), numbers per country have increased by an average of 70% since 1970 (Pagad *et al.*, 2015). Among the most widespread invaders are the black rat (*Rattus rattus*, 23% of the world’s countries), water hyacinth (*Eichhornia crassipes*, 30%), Eastern mosquitofish (*Gambusia holbrooki*, 30%), purple nutsedge (*Cyperus rotundus*, 37%), and cottony cushion scale insects (*Icerya purchasi*, 42%) (Turbelin *et al.*, 2017). Many crop pests and pathogens, especially fungal pathogens, have become widespread, tracking the regional expansion of their host crops (Bebber *et al.*, 2014).

Over 13,000 plant species of plant have become established in countries outside their native range (van Kleunen *et al.*, 2015). Numbers of plant species have increased by an average of 20%–25% across continental regions in Europe and the USA because establishment of aliens has exceeded losses of natives at this scale (Vellend



et al., 2017); regional plant species richness is estimated to have increased by 5% or more across nearly half of the world's land surface and decreased similarly across only 14% (Ellis *et al.*, 2012). Alien species make up a smaller fraction of the flora in tropical countries than in temperate ones, but too little is known about national extinctions in the tropics to be sure that the net change there has been an increase (Vellend *et al.*, 2017). *Species richness per grid cell* (Kim *et al.*, 2018), modelled across plants, birds, mammals, amphibians and reptiles, has fallen slightly since 1970 because of changes in land use and climate. However, this model omits species introductions (Kim *et al.*, 2018), which would make the trend more positive; and, even without introductions, the indicator is still higher than in 1900 for most groups. A conceptually similar model (Kim *et al.*, 2018; Pereira & Daily, 2006) estimates that *bird species per grid cell* has risen slightly since 1970, but that *forest-specialist bird species per grid cell* has fallen, and more steeply. A mechanistic general ecosystem model (Harfoot *et al.*, 2014) suggests that average *functional intactness* (i.e., the extent to which a region's species still occupy the functional trait space of its native species) is falling because of harvesting of primary productivity and climate change (Kim *et al.*, 2018).

Island assemblages are likely to be an exception to the general trend towards increased species numbers. They can be devastated by invasive alien species (e.g., Bergstrom *et al.*, 2009; O'Dowd *et al.*, 2003; Reaser *et al.*, 2007), in part because native species may have evolved in the absence of strong competition, predation or pathogens (Courchamp *et al.*, 2003). Introduced mammalian predators have removed many native bird species from oceanic islands worldwide (Blackburn *et al.*, 2004), reducing diversity at the island scale. Introduced plant species, by contrast, have roughly doubled the numbers of plant species on a set of well-documented oceanic islands (Carvalho & Castro, 2017; Sax & Gaines, 2008). Even though they may increase regional diversity, though, invasive alien plants usually reduce numbers of species in local assemblages on islands (Pyšek *et al.*, 2012) and can have profound ecosystem impacts (e.g., Dulloo *et al.*, 2002; Pyšek *et al.*, 2012).

Some invasive alien species on mainlands can also drive reductions in regional-scale diversity, by causing native species to decline. *Batrachochytrium dendrobatidis*, an infectious fungal pathogen that has infected over 700 amphibian species worldwide, has caused a number of extinctions, and is recognized as a threat to nearly 400 species (Bellard *et al.*, 2016; Lips, 2016; Olson *et al.*, 2013).

Even where regional species richness has increased, the increase may be temporary because an 'extinction debt' has not yet been repaid (Jackson & Sax, 2010). Biotic responses to drivers of change are often not immediate, meaning recent intensification of any driver can produce 'dead species walking', certain to disappear from the region

unless the drivers of their decline are reversed (Kuussaari *et al.*, 2009). Extinction debts are discussed in more detail in Section 2.2.5.2.4a below.

Knowledge gaps: Available indicators all relate to the taxonomic or functional composition rather than the interactions among organisms and taxa. Indicators overwhelmingly relate to terrestrial free-living animal and plant species: freshwater and marine assemblages are greatly underrepresented, and microbial and parasite assemblages entirely so. As yet there are no global indicators of biotic homogenization.

2.2.5.2.4 Species populations

(N.B. Italics denote indicators plotted in **Figure 2.2.16**)

a. Extinctions, extinction risk and extinction debt

The most direct evidence on global extinctions and extinction risk comes from the detailed assessments of species' conservation status undertaken by the IUCN (International Union for the Conservation of Nature). IUCN has assessed the global conservation status of 93,579 species, mostly vertebrates, of which 872 (0.9%) have gone extinct since 1500 (IUCN, 2018). Under-recording and time lags in recognizing extinction events make this a certain underestimate of the true number (Alroy, 2015; Dunn, 2005; Pimm *et al.*, 2006; Scheffers *et al.*, 2012; Stork, 2010), especially in less well studied groups (e.g., only 62 species of insect are listed as extinct; but fewer than 1% of insects have been assessed; IUCN, 2018) and habitats (e.g., only 20 marine extinctions have been recorded; Webb & Mindel, 2015). In the best-recorded groups, mammals and birds, around 1.4% of species are known to have gone globally extinct since 1500, most of them since 1875 (IUCN, 2018).

The global rate of species extinction is already at least tens to hundreds of times higher than the average rate over the past 10 million years, and is accelerating (Barnosky *et al.*, 2011; Ceballos *et al.*, 2015; Pimm *et al.*, 2014); the difficulties of estimating and comparing current and past extinction rates (Barnosky *et al.*, 2011; Ceballos *et al.*, 2015; Pimm *et al.*, 2014) preclude greater precision. The extinction rate therefore already exceeds its proposed safe limit (set at ten times the average rate (Steffen *et al.*, 2015b)) in the Planetary Boundaries framework, though the suggestion that elevated rates may eventually trigger sharp and irreversible changes in the Earth system (Steffen *et al.*, 2015b) has been criticized (Brook *et al.*, 2013; Mace *et al.*, 2014). Extinction rates would be still higher but for successful conservation (Butchart *et al.*, 2006, chapter 3).

Extrapolating from detailed assessments of species across a growing and diverse set of well-studied taxonomic groups, it is probable that at least a million animal and

plant species – more than one in eight – already face global extinction. The proportion of species currently threatened with global extinction (i.e., listed in the IUCN Red List as Vulnerable, Endangered or Critically Endangered) averages around 25% across a wide range of animal and plant taxonomic groups (range = 7.4%–63.2%, median = 22.1%; **Table 2.2.1**). The current prevalence of extinction risk appears to be similar between terrestrial and marine realms, from the few marine groups in **Table 2.2.1** and from models of how threat prevalence scales with the comprehensiveness of Red List assessments (Webb & Mindel, 2015). No global estimate of extinction risk prevalence is yet available for any of the hyperdiverse insect orders. However, a cautious estimate of 10% is

reasonable, based on the Red Lists for Europe (the region with the best data), which report that 9.2% of bee species (Nieto *et al.*, 2014), 8.6% of butterflies (Van Swaay *et al.*, 2010) and 17.9% of saproxylic beetles (Cálix *et al.*, 2018) are threatened with regional extinction. For context, in vertebrates, Europe's levels of regional extinction risk are lower than the overall levels of global extinction risk (EU, 2018). If insects make up three quarters of animal and plant species (Chapman, 2009) and only 10% of them are threatened as opposed to 25% of species in other groups, then overall nearly 14% of animal and plant species are threatened with extinction, i.e., more than a million using the estimated total number of 8.1 million (Mora *et al.*, 2011).

Table 2.2.1 Proportions of evaluated species.

The first figure given assumes that Data Deficient species are equally likely as other species to be threatened. The range reported shows the proportion if Data Deficient species are assumed to be not threatened and threatened, respectively. Basis of estimate: all species = comprehensive assessment of whole group; sample = representative sample assessed; some families = all species within some families assessed, but families may not be representative.

Group	Threatened species (%)	Possible range (%)	Basis of estimate	Reference
Vertebrates				
Amphibians	41.49%	32-55%	all species	(IUCN, 2018)
Birds	13.47%	13-14%	all species	(IUCN, 2018)
Bony fishes	7.41%	7-18%	some families	(IUCN, 2018)
Mammals	25.17%	22-36%	some families	(IUCN, 2018)
Marine mammals	38.70%	30-52%	marine species	
Reptiles	18.99%	15-36%	sample	(Böhm <i>et al.</i> , 2013)
Sharks & rays	31.18%	18-60%	all species	(IUCN, 2018)
Invertebrates				
Crustaceans	27.49%	17-56%	some families	(IUCN, 2018)
Gastropods	7.52%	6-20%	some families	(IUCN, 2018)
Odonata	15.38%	10-45%	sample	(Clausnitzer <i>et al.</i> , 2009)
Reef-forming corals	32.91%	27-44%	all species	(IUCN, 2018)
Plants				
Cycads	63.16%	63-64%	all species	(IUCN, 2018)
Dicots	36.14%	32-44%	some families	(IUCN, 2018)
Legumes	11.30%	11-18%	sample	(Brummitt <i>et al.</i> , 2015)
Gymnosperms	40.55%	40-42%	sample	(Brummitt <i>et al.</i> , 2015)
Monocots	17.51%	15-27%	sample	(Brummitt <i>et al.</i> , 2015)
Pteridophytes	16.01%	15.9-16.4%	sample	(Brummitt <i>et al.</i> , 2015)

Numbers of threatened vertebrate species show wide geographic variation both on land and at sea (**Figure 2.2.15**), reflecting where large numbers of narrowly-distributed species (see Section 2.2.3.4.2) face often intense, often multiple anthropogenic drivers (Hoffmann *et al.*, 2010).

The *Red List Index* (RLI) (Butchart *et al.*, 2007, 2010) tracks overall trends in survival probability (the inverse of extinction risk) of species in taxonomic groups whose IUCN Red List status has been assessed multiple times. Overall, the RLI is now only 75% of the value it would have without human impacts (**Figure 2.2.16**), though this varies among taxonomic groups (e.g., birds have an RLI around 90% but for cycads RLI is below 60%: chapter 3). Regions showing the greatest deterioration in RLI include much of Southeast Asia and Central America (Hoffmann *et al.*, 2010). RLI values calculated for sets of species that directly deliver some NCP – *internationally-traded species, pollinating vertebrate species, species used in food and medicine, and wild relatives of farmed and domesticated mammals and birds* – are higher than the overall value and are declining more slowly, but they are all declining. Species' progress towards extinction appears to be increasingly rapid: half of

the decline in the overall Red List Index has taken place in the last 40 years.

Few insects have global IUCN assessments, but regional and national assessments of insect pollinators often indicate high levels of threat, often more than 40% of species threatened at a national scale, particularly for bees and butterflies (IPBES, 2016). Recent European scale assessments indicate that 9.2% of bees (Nieto *et al.*, 2014) and 8.6% of butterflies (Van Swaay *et al.*, 2010) are threatened. Bee species that pollinate crops are generally common with a low prevalence of extinction risk (IPBES, 2016).

Whereas IUCN's detailed Red List assessments of species form the basis for 'bottom-up' estimates of numbers of threatened species, an alternative 'top-down' approach can be used to estimate the 'extinction debt' – i.e., how many species are expected to eventually go extinct because of habitat deterioration that has already taken place (Kuussaari *et al.*, 2009). The earliest estimates of extinction debt (Diamond, 1972) were based directly on one of the strongest patterns in biodiversity, the species-area relationship: the number of species in a region increases

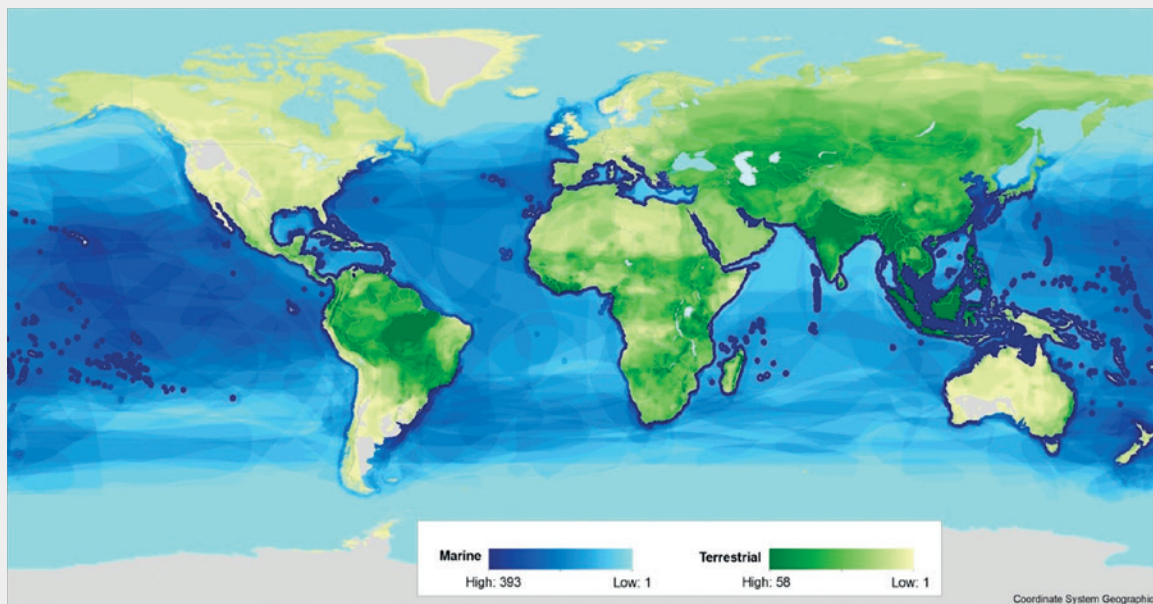


Figure 2.2.15 Numbers of threatened (i.e., vulnerable, endangered or critically endangered) species per 10km grid cell, pooled from comprehensive geographic distribution and extinction-risk assessments of multiple taxonomic groups.

Green = terrestrial (amphibians, birds, chameleons, crocodiles/alligators and mammals); blue = marine (angelfish, birds, blennies, bonefish/tarpons, butterflyfish, marine turtles, sharks/rays, *Conus* cone shells, corals, damselfish, groupers, hagfish, lobsters, mammals, mangroves/seabreams/porgies, pufferfish, sea cucumbers, seagrasses, sea snakes, sturgeonfish/tangs/unicornfish, tunas/billfishes and wrasse; grey = no data. Darker colours indicate higher numbers of threatened species. Note that only a small minority of taxonomic groups have so far been assessed, with a bias towards vertebrates especially on land. Methods as in Hoffmann *et al.* (2010). Figure produced by UNEP-WCMC.

predictably with its area (often as a power law), because larger regions both have greater habitat diversity and can support larger numbers of viable populations (Lewis, 2006; Rosenzweig, 1995). Habitat loss effectively makes the region smaller. Though this loss of area may not wipe any species out immediately, it means that the region now has more species than expected: this excess of species is the extinction debt, and all the region's species will have elevated probabilities of extinction until the diversity falls back to the level expected from the species-area relationship. Such approaches do not identify precisely which species in the region will go extinct; they may not meet IUCN's criteria for being listed as threatened, for example. Nor do these approaches specify how long the extinctions will take: although the first extinctions may arrive quickly, the last ones may take centuries, especially in large regions and/or when species have long generation times (Halley *et al.*, 2016; Kuussaari *et al.*, 2009; Vellend *et al.*, 2006). The estimates of extinction debt used here come from models with more sophisticated species-area relationships that consider species' habitat preferences and geographic distributions, and habitat condition as well as extent (Hoskins *et al.*, 2018; Kim *et al.*, 2018; Pereira & Daily, 2006), meaning many of the criticisms of earlier approaches (He & Hubbell, 2011; Lewis, 2006; Pereira *et al.*, 2012) no longer apply. Furthermore, they use entirely different data and methods from the Red List assessments, so provide a completely independent line of evidence.

The most comprehensive global estimate available (Hoskins *et al.*, 2018) suggests that the terrestrial extinction debt currently stands at hundreds of thousands of animal and plant species. The loss of terrestrial habitat integrity estimated by the *Biodiversity Habitat Index* (Hoskins *et al.*, 2018), when coupled with the species-area relationship, suggests that only 92.1% of terrestrial vertebrate species, 91.6% of terrestrial invertebrates and 90.7% of terrestrial plants have sufficient habitat to persist. The numbers of plant and especially animal species remain very uncertain (Caley *et al.*, 2014; Scheffers *et al.*, 2012), but a recent non-extreme estimate of 8.1 million of which 2.2 million are marine (Mora *et al.*, 2011), these proportions suggest that around half a million terrestrial animal and plant species are 'dead species walking', committed to extinction unless their habitats improve in time to prevent it. This total includes over 3000 vertebrates and over 40,000 plants. Even this estimate may be conservative, as undocumented diversity of arthropods, parasites and soil microfauna could mean there are 2–25 times more animal species than assumed here (Larsen *et al.*, 2017), and fungi are not included (Scheffers *et al.*, 2012). Using a related approach, the countryside species-area relationship (cSAR), to estimate the *global bird richness* that can persist suggests that 97.6% of the world's bird species, but only 94.9% of forest-specialist birds, will avoid extinction resulting from past habitat loss.

These two very different lines of evidence both point to a further sharp acceleration in the global rate of species extinction, already at least tens to hundreds of times higher than the average rate over the past 10 million years and is accelerating. The numbers of threatened species that will go extinct if the drivers that threaten them continue, and the numbers of 'dead species walking' that will die out even without any further habitat deterioration or loss, dwarf the numbers of species already driven extinct by human actions (Johnson *et al.*, 2017; Wearn *et al.*, 2012). Rapid large-scale restoration of habitats can pardon the 'dead species walking', provided it takes place in time (Kuussaari *et al.*, 2009); and even much less widespread restoration can greatly delay extinctions if targeted optimally (e.g., Newmark *et al.*, 2017).

b. Geographic distribution and population size

Nearly all global indicators of geographic distribution (**Figure 2.2.16**, blue background) and population size (**Figure 2.2.16**, cream background) show rapid decline, reflecting widespread reductions in animal populations on land (Ceballos *et al.*, 2017; Dirzo *et al.*, 2014) and sea (McCauley *et al.*, 2015), though most global indicators focus on vertebrates. Several indicators are calculated in a way that makes them particularly sensitive to trends in rare species (Buckland *et al.*, 2011), and these all show rapid declines: *The Living Planet Index* (LPI) for vertebrate populations (McRae *et al.*, 2017); the *Wild Bird Index* for habitat-specialist birds; and the *extent of suitable habitat* for terrestrial mammals (Kim *et al.*, 2018; Visconti *et al.*, 2016). The *Species Habitat Index*, which changes in direct proportion to average species range size (Map of life, 2018), has shown more modest recent declines in terrestrial vertebrates. *Mammalian range size* has been reduced to an average of 83% of species' inferred original ranges, but *megafaunal range size* – species larger than 44.5kg – is now only 28% of the natural baseline (Faurby & Svenning, 2015), with large mammal ranges having declined particularly rapidly in south and southeast Asia (Ceballos *et al.*, 2017). *Predatory fish biomass* (which includes the main target species for fisheries (Christensen *et al.*, 2014)) has been falling by -14% per decade, and the proportion of *fish stocks within biologically sustainable levels* by 6% per decade (to less than 70%) (FAO, 2016d). The *biomass of prey fish* (**Figure 2.2.16**) has been rising by 10% per decade, the only indicator to show an increase, probably because fishing has removed predatory fish (Christensen *et al.*, 2014). Such indirect responses to anthropogenic drivers are ubiquitous and can have profound effects on many aspects of ecosystems (Dirzo *et al.*, 2014; McCauley *et al.*, 2015).

Invertebrate trends have not so far been synthesized globally, because of a dearth of tropical data. An LPI-like analysis of mainly European and North American data reported a decline of -11% per decade (Dirzo *et al.*, 2014).

The same regions have seen declines in geographic distribution and occurrence of many wild bees and butterflies (IPBES, 2016); and, of species with enough information to make an assessment, 37% of bees and 31% of butterflies are declining in Europe (IPBES, 2016; Nieto *et al.*, 2014; Van Swaay *et al.*, 2010). Available time-series data show that local declines of insects can be rapid even in the absence of large-scale land-use change (e.g., 76% decline over 27 years in biomass of flying insects in sites in 63 protected areas in Germany (Hallmann *et al.*, 2017)); it is not known how widespread such rapid declines are.

Although many species are declining, farmed species, domesticates, and species that are well adapted to anthromes have all increased in abundance. A hectare of wheat will often have more than 500,000 established plants – and wheat is planted on around 220 million ha each year (Rudel *et al.*, 2009); the number of managed western honey bee hives is increasing globally (IPBES, 2016); and livestock now accounts for over 90% of megafaunal biomass on land (Barnosky, 2008).

Knowledge gaps: There are shortages of detailed knowledge of conservation status and population trends in insect, fungal and microbial species. Tropical populations are extremely underrepresented in trend data.

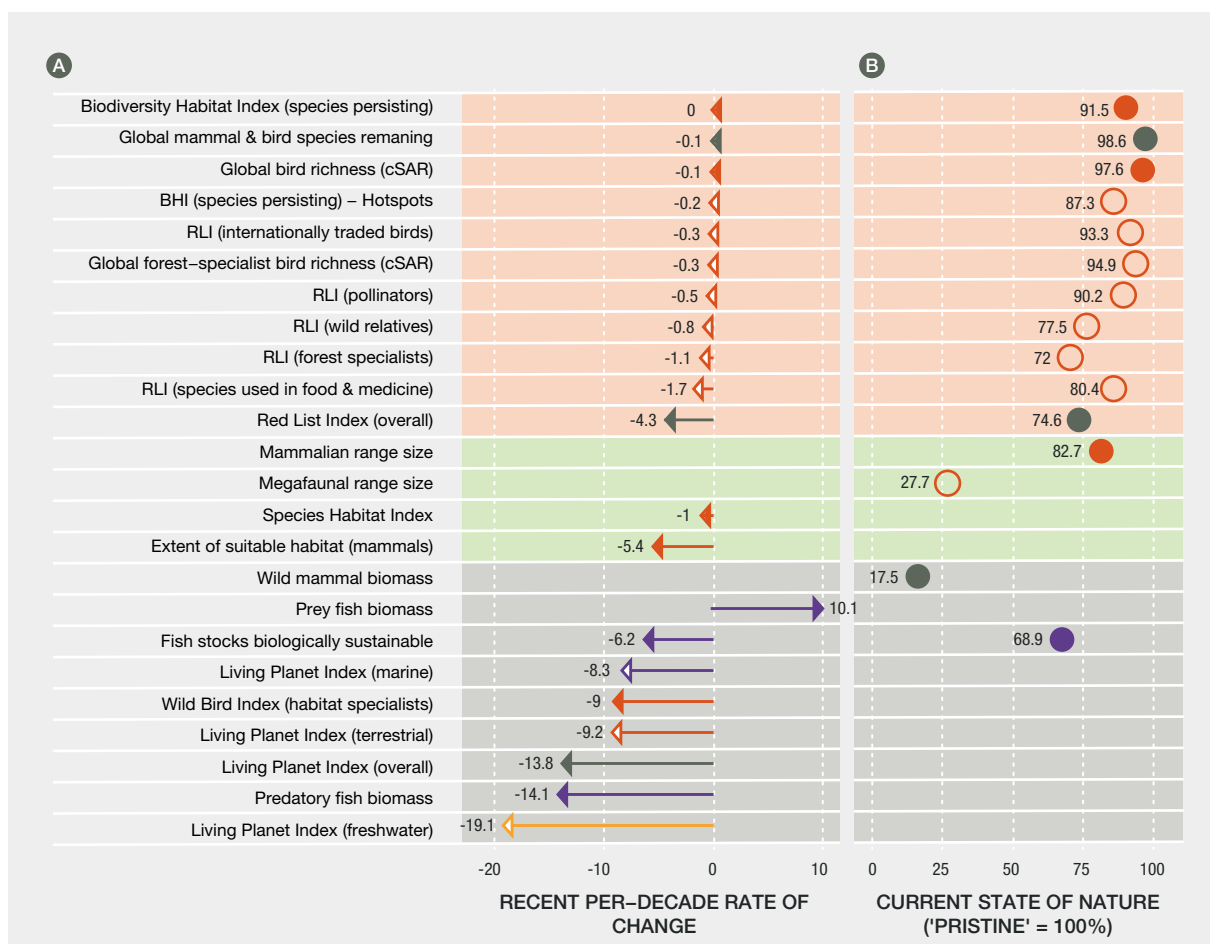


Figure 2.2.16 Global indicators of species population, reflecting persistence of species (orange background), geographic range size (green background) or population size (cream background).

Terrestrial indicators are shown in orange, marine in purple, freshwater in yellow, and multi-realm indicators in grey. Solid symbols represent overall values for indicators, whereas semi-transparent points represent values for subsets (e.g., within hotspots of endemic species) of the overall indicator. **A** Trends, shown as the average per-decade rate of change since 1970 (or since the earliest post-1970 year for which data are available), ordered by rate of change. **B** Estimated current status relative to a pristine or at largely pre-industrial baseline. Some indicators provide only either rate or status so appear in only one panel. Supplementary Materials S 2.2.6 and S 2.2.7 have detailed information and full references for each indicator, including subsets.

2.2.5.2.5 Organismal traits

(N.B. Italics denote indicators plotted in **Figure 2.2.18**)

Human activities have driven and continue to drive widespread changes in distributions of organismal traits within populations (**Figure 2.2.17**) and in local, regional, and global assemblages (**Figure 2.2.18**, **Figure 2.2.19**). Traits not only mediate how populations and communities respond to changing environments (e.g., Diaz *et al.*, 2013; Hevia *et al.*, 2017; Jennings & Kaiser, 1998; Mouillot *et al.*, 2013; Suding *et al.*, 2008) but also strongly influence species' likelihoods of being exploited (Jerozolinski & Peres, 2003), persecuted (Inskip & Zimmermann, 2009), domesticated (Larson & Fuller, 2014), introduced (Theoharides & Dukes, 2007) or otherwise impacted by people. Rapid evolution (**Box 2.5**) contributes to the changes, alongside phenotypic plasticity (in which the environment shapes how an organism's phenotype develops) and ecological processes. The combined effects typically shift both average trait values (e.g., toward smaller body size) and the amount of trait variation (e.g., reducing the range of trait values). The changes in trait distributions matter because they can have consequences, sometimes major, for ecosystem functioning, NCP, and whether ecosystems will be resilient in the face of ongoing environmental change (Diaz *et al.*, 2013; Laliberté *et al.*, 2010; Lavorel & Garnier, 2002).

Few quantitative indicators are available that show how distributions of organismal traits have changed globally, but there is an extensive literature showing how each of the main direct drivers affects both trait distributions among and within species. This section highlights some recent examples, while **Box 2.5** focuses on within-population changes, especially heritable genetic changes – evolution.

Land-use change causes the assembly of new ecological communities, often with very different trait distributions from the community present previously. Forest removal obviously greatly changes distributions of plant traits, for instance, but also reshapes trait distributions in tropical bird assemblages: long-lived, large, non-migratory, forest-specialist frugivores and insectivores become less abundant and less widespread (Newbold *et al.*, 2013). Increasing land use led to European plant communities being dominated by shorter species with more acquisitive leaf syndromes and accelerated flowering phenology (Garnier *et al.*, 2007). Bee species' responses to changing land use in Europe depend on flight season duration, foraging range and, to a lesser extent, niche breadth, reproductive strategy and phenology (De Palma *et al.*, 2015). A global meta-analysis found that intensification of land use was associated with greater reduction of functional diversity in mammal and bird assemblages than expected from the number of species lost (Flynn *et al.*, 2009).

Direct exploitation often targets older, larger and more accessible individuals, so shifts trait distributions in the opposite direction. For example, large, diurnal, terrestrial mammals have been particularly likely to face hunting pressure (Johnson, 2002), and species of tuna and their relatives that grow and reproduce more slowly have declined more than other species in the face of fishing pressure (Juan-Jordá *et al.*, 2015). Such phenotype-dependent mortality holds both among populations within species (Darimont *et al.*, 2009), so larger-bodied species are lost from communities, larger-bodied populations are lost from species, and many populations rapidly evolve smaller body size and earlier maturation (**Box 2.5**).

Climate change tends to shift trait distributions away from low reproductive rates, poor dispersal abilities and ecological specialism (as species with these traits are less able to persist when climate change: (Pacifi *et al.*, 2015)) and towards more flexible, environmentally responsive, phenotypes (e.g., plants: Willis *et al.*, 2008; birds: Both *et al.*, 2006; Nussey *et al.*, 2005) and earlier spring phenology in seasonal environments (e.g., earlier bud break for plants, earlier hatching and emergence for insects, and earlier breeding for birds and mammals; Parmesan & Yohe, 2003; Wolkovich *et al.*, 2012). Global changes in phenology have been dramatic: between 1981 and 2012, the phenology of vegetation (timing of leaf onset and offset) has changed by more than 2 standard deviations across 54% of the global land surface (Buitenwerf *et al.*, 2015), and growing seasons have lengthened (Linderholm, 2006), in the Arctic by more than 3 days per decade (Xu *et al.*, 2013). This information is policy relevant because it can influence decisions about assisted migration (moving species to locations where they will be better suited for the new climate; McLachlan *et al.*, 2007).

Pollution also reshapes trait distributions, in ways that differ among pollutants and species. Effects of different classes of insecticide on aquatic invertebrates, for example, are mediated by the body size, respiration type and degree of sclerotization of species, populations and individuals (Rico & Van den Brink, 2015).

Invasive alien species can increase trait and functional diversity having different trait values from natives (Hejda & de Bello, 2013; Ordonez *et al.*, 2010; Van Kleunen *et al.*, 2010), but their trait-mediated effects on native species can also change overall trait distributions. A global meta-analysis of 198 studies found that invasive plants tend to reduce diversity and abundance of herbivorous and carnivorous animals but not detritivores or omnivores (Schirmel *et al.*, 2016), thereby changing the trophic diversity of assemblages.

Indirect effects of drivers – knock-on effects – can also select against particular organismal traits and therefore

affect trait distributions. Most obviously, species that depend on just one or a narrow set of other species, whether as a host, food, pollinator, or disperser, will often be vulnerable if that species declines (Dunn *et al.*, 2009).

Species' extinction risk, which integrates across all direct and indirect drivers at the global level, is strongly related to organismal traits in a wide range of taxonomic groups.

The traits that are most likely to be lost from assemblages through extinction differ somewhat among groups, but commonly include habitat and dietary specialism, slow reproductive rate, and large body size (Bland, 2017; Böhm *et al.*, 2016; Cardillo *et al.*, 2005; Cooper *et al.*, 2008; Davidson *et al.*, 2009; Dulvy *et al.*, 2014; Fritz *et al.*, 2009; Lee & Jetz, 2011; Mankga & Yessoufou, 2017; Owens & Bennett, 2000).

Box 2.5 Rapid evolution.

Evolution is typically assumed to be a very slow process, with many species exhibiting remarkable stability over millions of years. This stability is mostly a function of precise adaptation to relatively stable environments; hence, when environments change rapidly, we might expect rapid evolutionary responses. Human actions mean that many species are facing radical

changes in their environments, setting up the conditions for many populations to show rapid trait change. **Figure 2.2.17**, based on an extensive review of over 4000 rates of trait change from over 350 studies, reveals that each of the main direct drivers can provoke rapid trait change, as can natural disturbances.

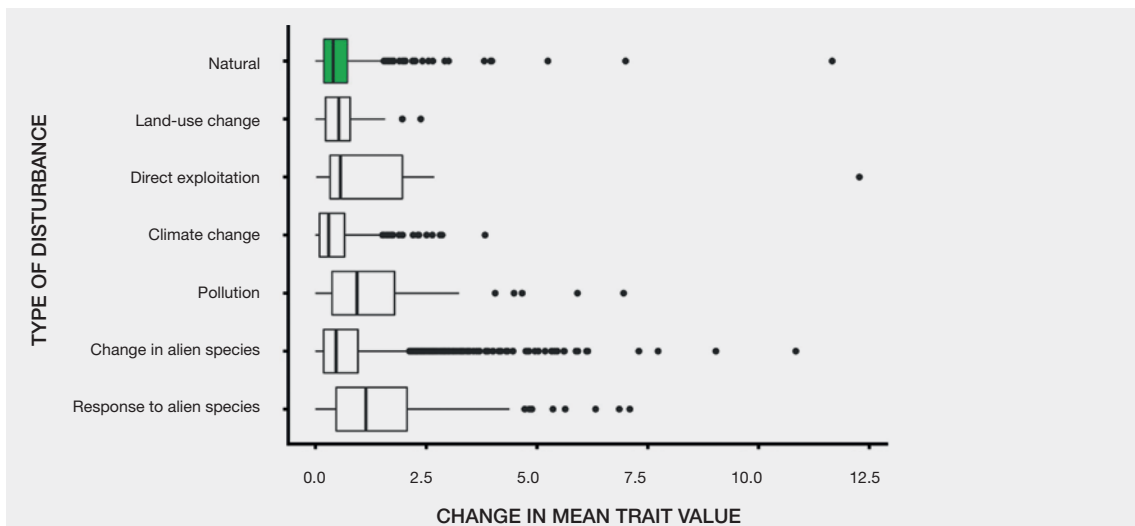


Figure 2.2.17 **Meta-analysis of published estimates of rapid changes in trait means (expressed as the population's change in the mean trait value divided by its standard deviation) within populations that faced natural disturbances or the direct anthropogenic drivers of change.**

Vertical lines indicate medians, and boxes span 25th-75th percentiles. Sample sizes: natural disturbance, 574 effects (49 studies); land-use change, 122 (19); direct exploitation, 18 (7); climate change, 327 (197); pollution 68 (12); change in alien species, 3329 (87); change in native responding to alien species, 223 (10).

Attributing rapid trait changes to evolution (genetic change), plasticity (direct environmental influences on individual development or behaviour), or a combination of both, takes additional focused investigation. Nonetheless, numerous case studies are demonstrating rapid evolution in response to each of the main direct drivers. For example:

- Land-use change caused significant genetic differentiation among plant populations in grassland sites facing different land uses and intensities, in all eight species tested (Völler *et al.*, 2017)
- Direct exploitation is likely to cause evolutionary change whenever the phenotypes it targets are under genetic control. For instance, trophy hunting of bighorn sheep drives the rapid evolution of smaller horn size (Pigeon *et al.*, 2016); while commercial fishing drives the rapid evolution of smaller size and earlier maturity (Sharpe & Hendry, 2009) – although it can be hard to prove a genetic basis underlying the change.
- Climate change is driving rapid evolution in many populations and species (Merilä & Hendry, 2014). For instance, pitcher

plant mosquitoes (*Wyeomyia smithii*) have evolved earlier pupation timing in accordance with earlier spring warming (Bradshaw & Holzapfel, 2002).

- Pollution can rapidly drive evolution of tolerance (Hamilton *et al.*, 2017), with a recent example being killifish (*Fundulus heteroclitus*) adapting to PCBs in estuaries along the eastern coast of North America (Reid *et al.*, 2016).

Cities present novel and in many ways extreme environments and are driving rapid evolution in many species (Alberti *et al.*, 2017; Johnson & Munshi-South, 2017). Two clear recent examples are the evolution of freeze-tolerance of white clover, *Trifolium repens* (Thompson *et al.*, 2016), and the evolution of significantly reduced dispersal another plant species, *Crepis sancta*, within 12 generations in response to urban habitat fragmentation (Cheptou *et al.*, 2017).

Evolutionary change in these traits likely influences the ability of organisms to persist and thrive in altered environments, a phenomenon called “evolutionary rescue” (Carlson *et al.*, 2014). Yet evolution won’t always save populations or species – the outcome depends on many factors, including the demographic cost imposed by the disturbance, the strength of selection, and the genetic variation available for evolution. Hence, policy decisions that seek to maintain populations and species can manipulate these factors to maximize population persistence and productivity, and nature’s contributions to people. For example, alternative harvesting regimes can drive different evolutionary changes that can have different effects on sustainability and productivity (Dunlop *et al.*, 2018; Jørgensen *et al.*, 2009); tailoring hunting or fishing regulations, such as

maximum or minimum allowable sizes, can reduce the evolution of smaller body size and earlier reproduction (Dunlop *et al.*, 2009). As another example, moving individuals with beneficial genotypes between populations can facilitate rapid adaptation to new climate conditions (i.e., assisted gene flow: Aitken & Whitlock, 2013; McLachlan *et al.*, 2007).

Policy decisions that influence rapid evolution can also be used to reduce the impact of harmful species, such as pest or pathogens. For instance, the rapid evolution of antibiotic resistance in many bacterial pathogens, and the rapid evolution of pesticide- and GMO-crop resistance in many crop pests, have been identified as major threats to human wellbeing (Carroll *et al.*, 2014; World Economic Forum, 2018). Hence, evolutionarily-informed policies have been used to slow the evolution of resistance (Carroll *et al.*, 2014; Tabashnik *et al.*, 2008); e.g., “refuges” – areas not planted with GMO crops or not sprayed with insecticides – are routinely used to prevent the evolution of resistance by insect pests to GMO crops or insecticides (Carrière *et al.*, 2010; Tabashnik *et al.*, 2008). Similarly, control of mosquitoes has been severely hampered by their evolution of pesticide-resistance, leading to the development of control strategies that are evolution-resistant (Read *et al.*, 2009) or that also make use of evolution: for instance, ‘gene drive’ can cause the rapid evolution of phenotypes that have much lower (rather than higher) fitness, and thus may disrupt mosquito reproduction or malarial transmission (Eckhoff *et al.*, 2016).

The following publications contain more details (Kok *et al.*, 2018; PBL, 2012, 2014; van Vuuren *et al.*, 2015; Visconti *et al.*, 2016), and there is discussion about their regional results in each IPBES regional assessment.

The widespread trait-mediated effects of drivers have caused dramatic shifts in organismal trait distributions (means and variances), though few global indicators are yet available (Figure 2.2.18). The *Marine Trophic Index*, which reflects the average trophic level of fish caught within

multiple regions, has fallen from around 4.0 to around 3.6 in the last 60 years, because fishing preferentially removes larger, more predatory fish (Pauly *et al.*, 1998): the proportion of global fish biomass that is made up of predatory fish has declined by a factor of around 10 since

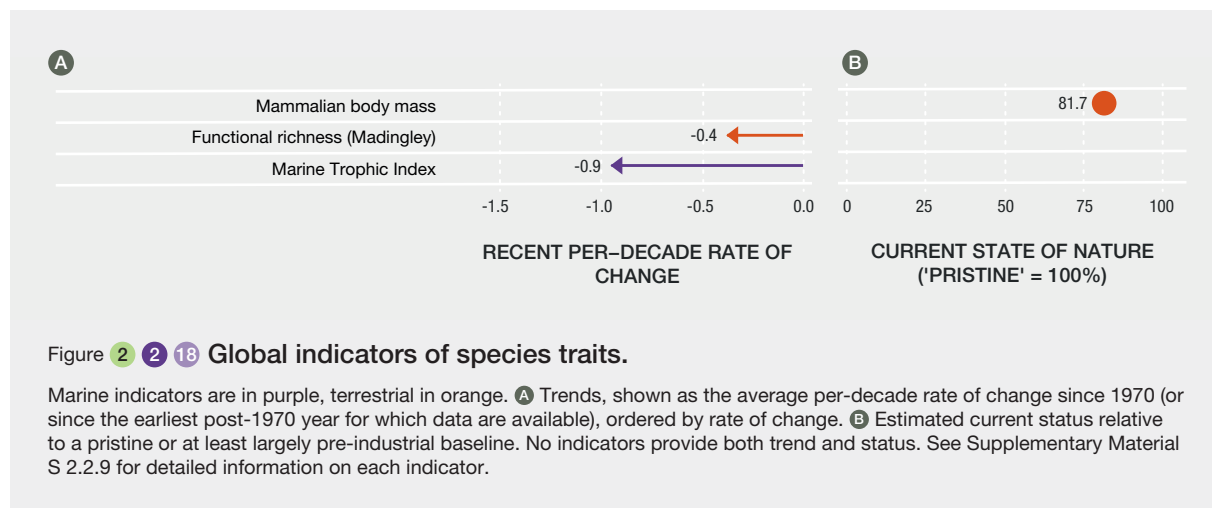


Figure 2.2.18 Global indicators of species traits.

Marine indicators are in purple, terrestrial in orange. (A) Trends, shown as the average per-decade rate of change since 1970 (or since the earliest post-1970 year for which data are available), ordered by rate of change. (B) Estimated current status relative to a pristine or at least largely pre-industrial baseline. No indicators provide both trend and status. See Supplementary Material S 2.2.9 for detailed information on each indicator.

1880 (Christensen *et al.*, 2014). The declining size of harvested individuals can reduce fishery productivity (Dunlop *et al.*, 2015). On land, the median *mammalian body mass* of species within 1° grid cells has fallen by 18% (Santini *et al.*, 2017), while a general ecosystem model (Harfoot *et al.*, 2014) estimates that *functional richness* within 0.5° grid cells is falling worldwide.

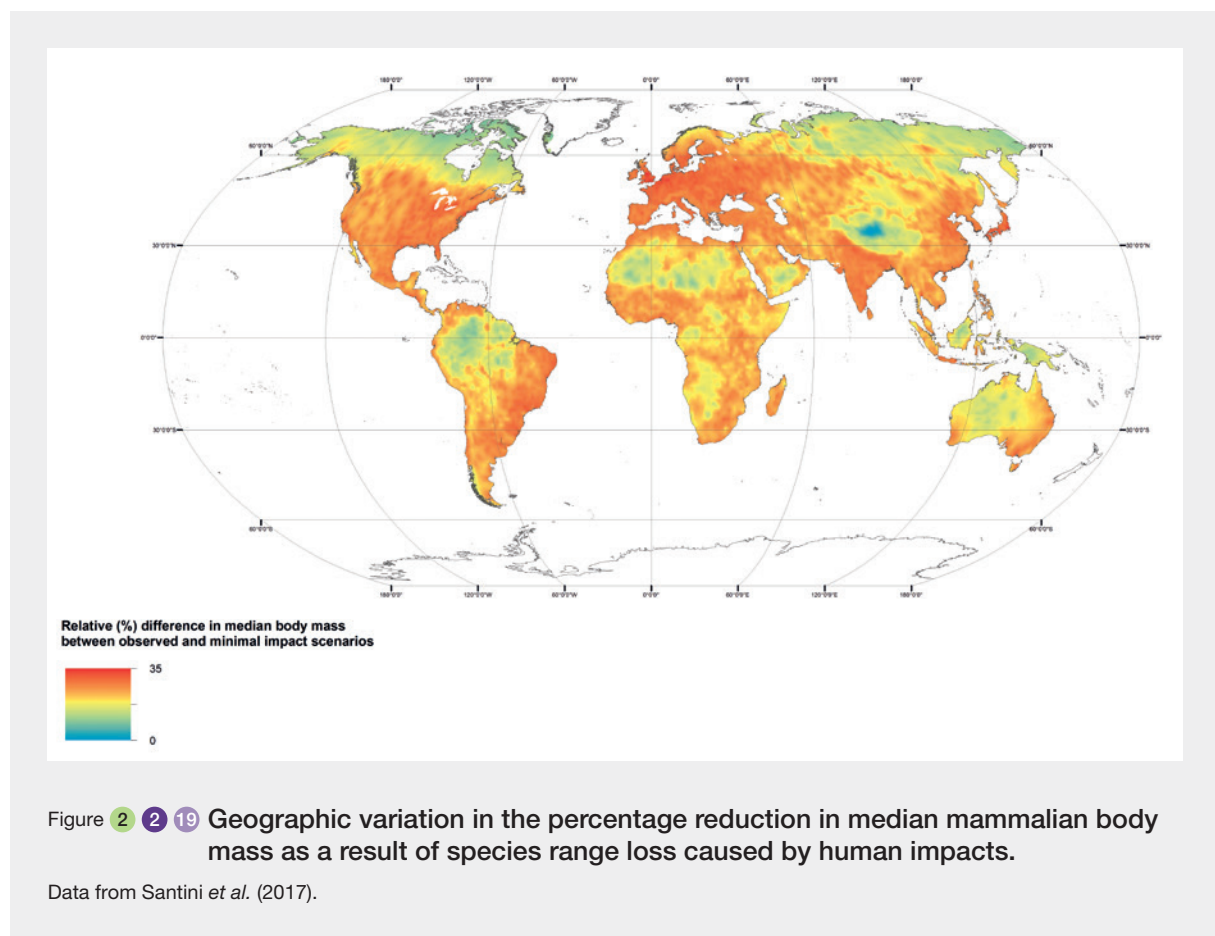
Changes in trait means can have important consequences for population dynamics, community structure, ecosystem functioning, and, more generally, nature's contributions to people. For example, the widespread declines of large species are already profound affecting many ecosystem functions at sea and on land (Dirzo *et al.*, 2014; McCauley *et al.*, 2015; Ripple *et al.*, 2014). Extinct terrestrial megafauna maintained a degree of openness in forest structure, giving landscapes high habitat diversity; their loss has led to more forest canopy closure and has also changed fire regimes (Johnson, 2009), greatly reduced long-distance dispersal of many fruits (Pires *et al.*, 2018) and dispersal of productivity-limiting nutrients (Doughty *et al.*, 2013), as well as affecting many other ecosystem processes (Ripple *et al.*, 2015). Likewise, the historical and ongoing loss of large species from oceans has reduced connectivity among ecosystems and reduced their temporal stability (McCauley *et al.*, 2015).

Changes in trait diversity are important as well as changes in mean values, because the assemblage-level diversity in how populations respond to drivers of change underpins ecosystem stability and resilience under drivers of change (Diaz & Cabido, 2001; Elmqvist *et al.*, 2003). For instance, both among- and within-population diversity in adaptive life history traits in salmon tend to stabilize temporal variation in overall abundance and hence harvest (Schindler *et al.*, 2013). Similarly, different plant genotypes have different effects on arthropod communities, soil microbial communities, decomposition rates, nutrient cycling, and nitrogen mineralization (Bailey *et al.*, 2009).

Knowledge gaps: Few global indicators synthesize changes over time in organismal traits across large numbers of species, and none that does so for trait-based estimates of functional diversity, despite its ecological importance.

2.2.5.2.6 Genetic composition

Within-population genetic diversity has been lost at the rate of about 1% per decade since the mid-19th century, according to the only global meta-analysis (76 studies of 69 species; Leigh *et al.*, 2018). Island populations in



the survey tended to have lost more genetic diversity than mainland populations: those from Mauritius and the Seychelles have lost an average of 49% of their genetic diversity (Leigh *et al.*, 2018). Support for a general human-caused decline comes from a map showing that within-species genetic diversity of amphibians and mammals tends to be lower in areas with greater human influences, especially urban areas, other settlements, and croplands (Miraldo *et al.*, 2016; see **Figure 2.2.2F** in Section 2.2.3.1). A synthesis comparing genetic diversity estimates from wild populations facing different direct drivers found that populations whose habitat had been fragmented by land-use change have around 17% less genetic diversity than undisturbed populations (DiBattista, 2008); that study found no effect of direct exploitation on genetic diversity, but another meta-analysis reported that populations of fish species that have been overfished in the last 50 years had significantly lower genetic diversity than populations of closely related species (Pinsky & Palumbi, 2014). The declines in range size, numbers of populations, and population sizes of many species (Section 2.2.5.2.4) will all tend to reduce their genetic diversity (Frankham, 1996).

Many farmed and domesticated plants and animals have lost genetic diversity through the extinction of races and varieties. By 2016, 559 of the 6190 domesticated breeds of mammal were recorded as extinct (including 182 breeds of cattle, 160 of sheep and 108 of pig), as well as 84 of the 2632 domesticated breeds of bird (including 62 chicken breeds and 15 breeds of duck) (FAO, 2016b). A further 1500 breeds (999 mammals and 501 birds) are currently threatened with extinction (FAO, 2016b). These numbers are sure to be underestimates as the conservation status of 58% of breeds remains unknown (FAO, 2016b). Modernization of agriculture has sharply reduced both the numbers of crop species and numbers of varieties of those species that are cultivated (Esquinas-Alcázar, 2005).

Losses of genetic variation can be permanent, or nearly so, because the forces that deplete variation (extinction, small population size, inbreeding, natural selection) typically work much more quickly than do the forces replenishing variation (speciation, mutation, recombination, gene flow). For example, the cheetah (*Acinonyx jubatus*) still shows genetic evidence of a population bottleneck around 12,000 years ago, around the same time that many other large mammals were extirpated from the area (Dobrynin *et al.*, 2015). Similarly, hunting and land-use change have extirpated many genetically unique populations of the black rhinoceros (*Diceros bicornis*), with the loss of over two thirds of its historical mitochondrial genetic variation (Moodley *et al.*, 2017); and the fur seal (*Arctocephalus gazella*) still has little among-population genetic variation after the commercial sealing in the 18th and 19th centuries caused populations to crash (Wynen *et al.*, 2000).

Direct drivers have commonly been shown to reduce phylogenetic diversity (PD: Faith, 1992), a measure of genetic diversity among species. In the Brazilian Caatinga, plant communities in sites that have undergone more disturbance (e.g., selective logging, fuelwood extraction and grazing) have lower PD than communities in less disturbed sites (Ribeiro *et al.*, 2016). Costa Rican bird communities living on intensively farmed land have 900 million years less PD than those in natural forest, and 600 million years less than those on diversified agricultural land (Frishkoff *et al.*, 2014). Worldwide, bird assemblages in highly urbanized habitats average 450 million years less PD than those in natural habitats nearby, mainly because of local extinctions (Sol *et al.*, 2017). In some contexts, gains in PD from alien species has outweighed the PD losses from local extinctions, as in Pacific Oceanic island assemblages of flowering plants (Carvalho & Castro, 2017).

Knowledge gaps: Global synthesis of patterns and trends in genetic composition is still at an early stage, with analyses so far having limited taxonomic or geographic coverage.

2.2.5.3 Status and trends of nature in land and sea managed and/or held by Indigenous Peoples and Local Communities

2.2.5.3.1 Status and trends of nature as assessed by science

(N.B. Italics denote indicators that are plotted, for indigenous lands and for the world as a whole, in **Figures 2.2.8** or **2.2.13**)

Indigenous lands have ecosystems that are more structurally intact, and ecological communities that are more compositionally intact, than the global average for terrestrial regions; and their intactness is declining more slowly. Around half of the indigenous land mapped by Garnett *et al.* (2018) is still *primary vegetation*, compared with a global average of only 39% (Hurt *et al.*, 2018); only 7% is cultivated or urban (global average = 24%) (ESA, 2017); and two thirds is classed as 'natural' (Human Footprint score < 4), compared with only 44% of other lands (Garnett *et al.*, 2018). The *Biodiversity Intactness Index* (BII) (Hill *et al.*, 2018) averages 85% on indigenous lands (vs 79% globally); a more fine-grained of BII estimate for tropical and subtropical forest biomes (*tropical forest BII*) (De Palma *et al.*, 2018) gives a lower estimate for average BII in indigenous lands (68%), but still higher than the global average for these biomes (62%); and *Mean Species Abundance* averages 85.5% in Indigenous Lands (vs

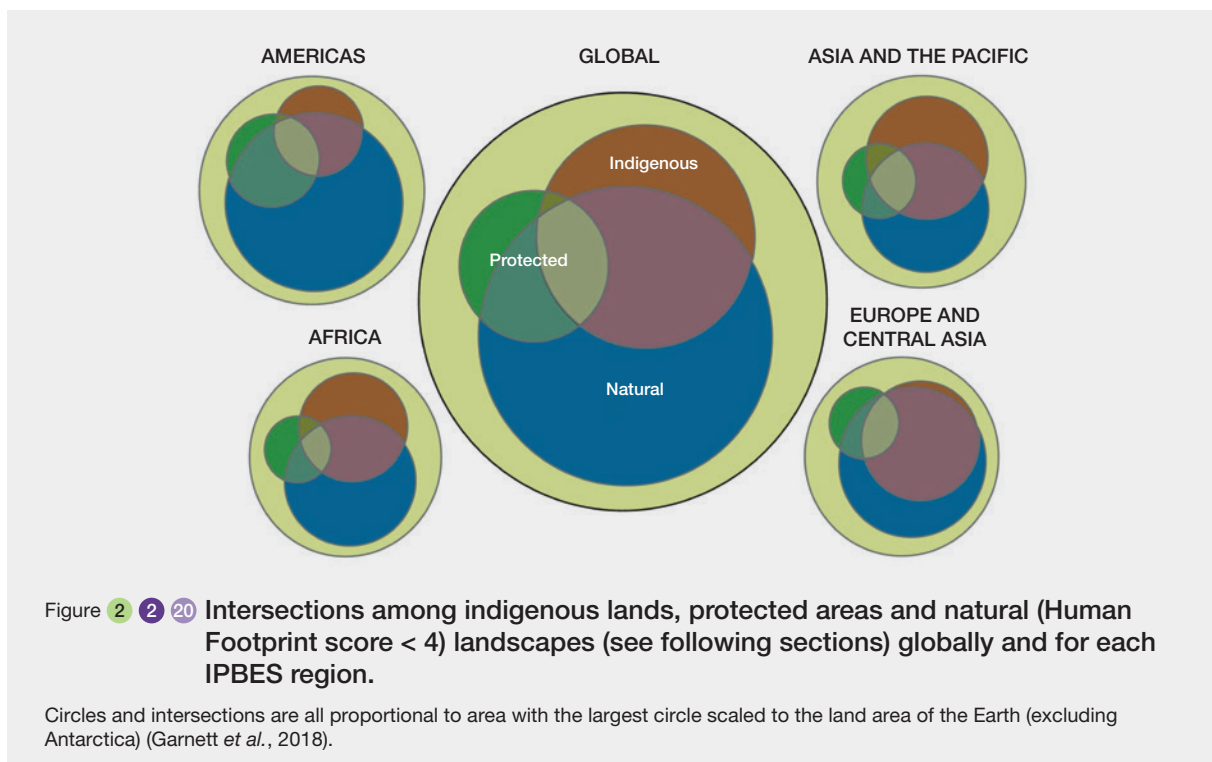
76.1% globally). These indicators also tend to be declining markedly more slowly in indigenous lands than across the globe as a whole (at 33% of the global rate for the loss of *land that is not cultivated or urban*, and 68% of the global rate of loss of *tropical forest BII*).

Many of the world's healthiest ecosystems, and a significant proportion (and in many regions the majority) of natural land outside protected areas, are within IPLC lands (Garnett *et al.*, 2018; Porter-Bolland *et al.*, 2012). Several studies indicate that IPLCs reduce deforestation rates (e.g., Genin *et al.*, 2013; Porter-Bolland *et al.*, 2012). However, to date there is not enough evidence for the conservation advantages of community-based forest management, and more quantitative case studies are needed to demonstrate causal relationships (Bowler *et al.*, 2010; Rasolofson *et al.*, 2015).

No global analysis of agrobiodiversity trends on IPLC lands is yet available, but some biodiversity-rich lands (e.g., under shifting cultivation) have been converted to large-scale industrial food and biofuel production (Heinimann *et al.*, 2017); and global trade increases the land area under cash-crop cultivation, decreasing local crop diversity, and pushing people to deforest, make a living on marginal areas or overexploit local biodiversity (Wolff *et al.*, 2017). Nonetheless, lands managed and held by IPLCs have often kept, despite agricultural modernization, a high diversity of genetic resources such as adaptive varieties and breeds (Jarvis *et al.*, 2008).

2.2.5.3.2 Trends of nature as observed by Indigenous Peoples and Local Communities

IPLCs often monitor changes not only of their key natural resources but also of other salient features of nature at the population, ecosystem and landscape levels, giving them a deep understanding of multi-decadal trends in nature (Sterling *et al.*, 2017). For example, IPLCs will often closely monitor introduced species that significantly affect natural resources important for them (e.g., Aigo & Ladio, 2016; Lyver *et al.*, 2017; Periago *et al.*, 2017), often before they become sufficiently widespread to attract the attention of natural scientists. Culturally, ecologically or morphologically salient (cf. Hunn, 1991) species are often monitored closely as well (Fernández-Llamazares *et al.*, 2016; Giglio *et al.*, 2015; Lykke, 2000). Pastoralists frequently mention trends of populations of palatable or unpalatable species; e.g., in Europe (Fernández-Giménez & Estaque, 2012; Molnár *et al.*, 2017); in Asia (Behmanesh *et al.*, 2016; Bruegger *et al.*, 2014; Hopping *et al.*, 2016; Kakinuma *et al.*, 2014); in Africa (Admasu *et al.*, 2010; Angassa & Beyene, 2003; Assefa & Hans-Rudolf, 2016; Oba & Kaitira, 2006; Oba & Kotile, 2001). Ecological indicators developed and used by IPLCs are often biocultural, having both social and cultural dimensions (Sterling *et al.*, 2017). Some of these indicators are compatible with indicators used by scientists such as those related to species composition, vegetation structure and phenological traits (cf. Danielsen *et al.*, 2014; Harmsworth *et al.*, 2011; Nursey-Bray & Arabana Aboriginal,



2015). Other indicators, typically those with deeper social and cultural meaning, are less compatible. The selection of elements of nature monitored by IPLCs may be influenced by conservation and national policies (TEBTEBBA Foundation, 2008).

Of the approximately 470 indicators and related 321 trend records reported in the reviewed literature, 72% showed negative trends (**Figure 2.2.21**). Many of these (e.g., negative trends of species populations – 27.6%, negatively perceived trends regarding species composition change – 9.5%) are connected directly or indirectly to changes in nature's contributions to people that make living from nature more difficult for IPLCs (**Figure 2.2.21B**). The indicators are distributed unevenly among the unit of analysis, but over half the trends are negative except in tundra habitats (**Figure 2.2.21A**).

The main global trends were as follows:

- Resource availability is generally decreasing, whereas time needed or distance travelled to harvest resources is increasing (e.g., Lyver *et al.*, 2017; Posey, 1999), especially in boreal forest and tundra habitats where distribution and abundance of salient game species is changing due to climate change (Fienup-Riordan *et al.*, 2013; Huntington *et al.*, 2016; Naves, 2015).
- Declines or increases in wild species populations are among the most common indicators in almost every unit of analysis (26.6%, but 32.8% if indicators about their accessibility is also included), with culturally salient

species often showing negative population trends (mainly plants, mammals, birds, fishes and insects, e.g., Aswani *et al.*, 2015; Bruegger *et al.*, 2014; Cuerrier *et al.*, 2015; Reis-Filho *et al.*, 2016; Reyes-García *et al.*, 2016).

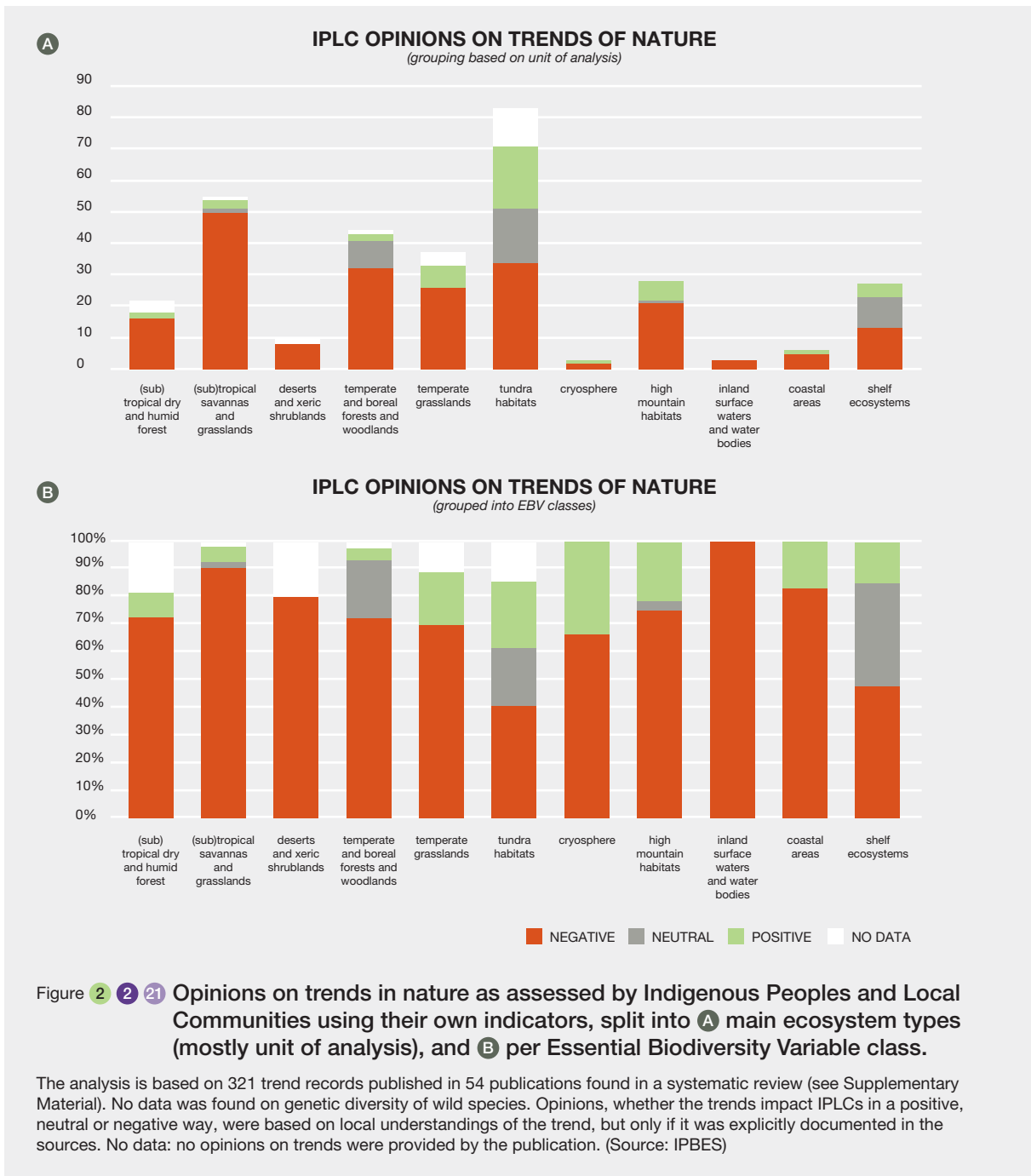
- IPLCs have observed many native newcomer species arriving to their area as climate changes (e.g., southern species to boreal/arctic areas), but also the arrival and spread of new pests and aggressive alien species (e.g., Aigo & Ladio, 2016; Cuerrier *et al.*, 2015; Jandreau & Berkes, 2016; Lyver *et al.*, 2017).
- IPLC indicators recognize an increase in natural habitat loss, especially forests and grazing lands (e.g., Admasu *et al.*, 2010; Ancrenaz *et al.*, 2007; Calvo-Iglesias *et al.*, 2006; Jandreau & Berkes, 2016; Kimiti *et al.*, 2016; Turner & Clifton, 2009), while remnant ecosystems appear to be degrading and their biomass production decreasing (e.g., opening up of forest canopy; less biomass, more annuals and shrubs on pastures; proportion of unpalatable plants on rangelands; e.g., Admasu *et al.*, 2010; Angassa & Beyene, 2003; Assefa & Hans-Rudolf, 2016; Behmanesh *et al.*, 2016; Bruegger *et al.*, 2014; Jandreau & Berkes, 2016)).
- IPLCs have observed that the condition of wild animals appears to be deteriorating and their sizes decreasing (e.g., Giglio *et al.*, 2015; Huntington *et al.*, 2016; Moller *et al.*, 2004; Naves, 2015; Parlee *et al.*, 2014; Wong & Murphy, 2016)).

Box 2.6 Indicators of nature used by Indigenous Peoples and Local Communities.

Unlike many scientific indicators that try to maximize broad comparability and therefore try not to be influenced by local context, IPLC indicators are often more closely linked to human-nature relations (Sterling *et al.*, 2017) and are holistic in nature (Berkes, 2012; Inuit Circumpolar Council, 2015; Posey, 1999). Many IPLC indicators are locally tested, are intended to be locally relevant (TEBTEBBA Foundation, 2008), and go back for decades (Huntington *et al.*, 2005; Mantyka-Pringle *et al.*, 2017; Turner & Clifton, 2009). IPLCs, with a longer baseline of personal experience with the environment, may be more aware of shifts in nature (cf. changes in the Arctic, the bias in monitoring protected area management effectiveness; Corrigan *et al.*, 2018). Some cultural memories go back hundreds or even thousands of years (Nunn & Reid, 2016). Furthermore, local observations may cover many less studied, remote habitats and regions that often present environmental or technical inconveniences for scientists (Fienup-Riordan *et al.*, 2013; Huntington *et al.*, 2005). Finally, local monitoring systems are often independent from formal projects and financial limitations.

However, IPLCs monitoring data also have drawbacks for regional and global assessments. Notably, they are often non-quantitative and follow a fuzzy logic (Berkes & Berkes, 2009; Reyes-García *et al.*, 2016) so are less compatible with scientific monitoring protocols. Data on local trends are scattered among thousands of Indigenous Peoples and Local Communities, and the diverse sets of locally adapted indicators are even more difficult to synthesize globally than scientific data. IPLCs and scientific data, however, may often efficiently complement each other in helping to understand local impacts of global changes (Huntington *et al.*, 2005; Reyes-García *et al.*, 2016; Turner & Clifton, 2009).

A more detailed global synthesis of IPLC-observed trends in nature is hindered by the inherent challenges in this process, such as obtaining properly acquired Free, Prior and Informed consent (FPIC), the time required for adhering to local community protocols, and the lack of centralized institutions for hosting, aggregating and analyzing data of IPLCs in culturally appropriate ways.



2.2.6 GLOBAL-SCALE ANALYSIS OF ATTRIBUTION OF TRENDS TO DRIVERS

2.2.6.1 Challenges of synthesis

This section focuses on attributing temporal changes in the state of nature to the set of direct drivers described in Sections 2.1.13–2.1.17 in chapter 2.1, and the findings presented below are based on two extensive systematic reviews. The first (see Supplementary Material, Appendix AA for methodology) is a synthesis of natural science studies that have assessed and compared the impacts of at least two direct drivers on indicators reflecting the state of nature. This synthesis examined nearly 4000 studies and databases identified as potentially relevant, retaining 163 priority non-redundant sources (listed in Supplementary Material, Appendix BB); priority was given to large-scale studies (preferably global, but also continental or regional ones), but local studies were used when no large-scale studies were available. The second synthesis (see Supplementary Materials, Appendix CC for methodology) examined how IPLCs attribute trends in nature to direct drivers. This examined 6,136 studies, retaining 192 for analysis (see details in Appendix CC). Studies were excluded from this IPLC-focused synthesis if they focused only on science-based indicators or considered community-based monitoring programmes without using locally developed indicators. The two syntheses therefore use extensive but complementary evidence bases.

Synthesizing the attribution of changes in the state of nature to direct drivers is not straightforward. The complexity and high dimensionality of nature (Section 2.2.3) mean that many indicators are needed to capture trends (Sections 2.2.3 and 2.2.5); but indicators can differ in their metrics, sampling methods, spatial and temporal scales and resolutions, taxonomic groups, realms and regions (Section 2.2.5). These syntheses therefore organize indicators using the same Essential Biodiversity Variable (EBV: Pereira *et al.*, 2013) framework as used in Sections 2.2.3 and 2.2.5, aggregating information across multiple indicators within each EBV class for robustness and generality. Specific patterns are reported for some indicators having sufficient reliable information.

There are a range of ways of comparing the importance of different drivers. For example, prevalence-based attribution can be used with IUCN Red List assessments, estimating the commonness of each driver among the listed threats (e.g., Salafsky *et al.*, 2008; Vié *et al.*, 2009). By contrast, Mean Species Abundance (MSA; Alkemade *et al.*, 2009) lends itself to effect-based attribution, because it is estimated by combining independent driver-specific

dose-response models with global data on driver pressure intensity. These two approaches are in principle not directly comparable because, e.g., a driver could affect all of a set of species without being the strongest threat to any. In order to include as wide a range of studies as possible, these syntheses have assumed prevalence-based attribution to be a reasonable approximation of effect-based attribution.

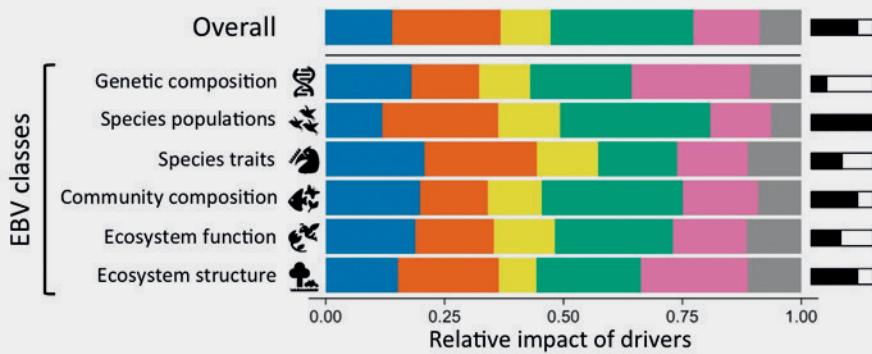
Another challenge is that studies often use threat classifications that differ from each other and from the one used in this assessment. As far as possible, threats reported in the literature were allocated to one of the five major direct drivers used in this assessment (chapter 2.1 Sections 2.1.13–2.1.17); an additional category, ‘Other’, was used for threats that do not fit clearly into these categories, such as fire or direct human disturbances due to recreational activities.

Many studies ranked the importance of drivers instead of assessing their importance in terms of relative magnitude. Provided that the threat classification system is a good match to the one used here, this qualitative information was used and converted into quantitative estimates using a systematic approach (Hosonuma *et al.*, 2012; see details in Appendix AA).

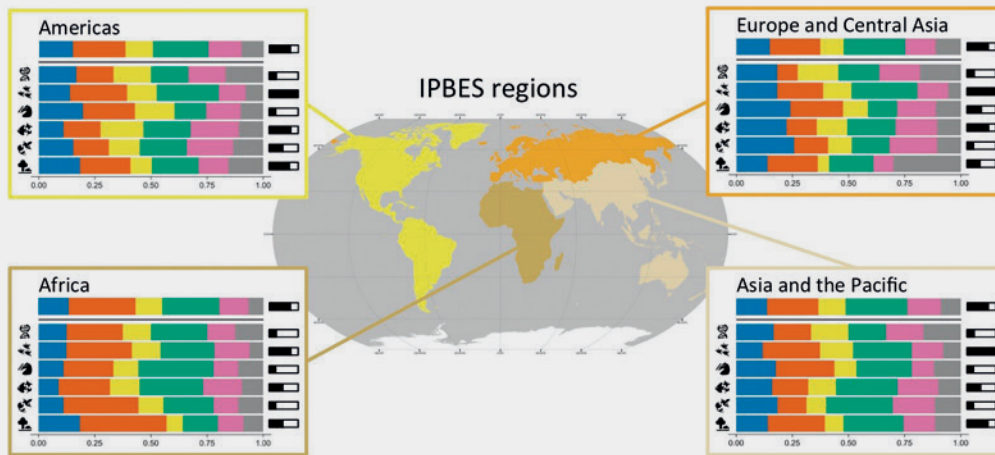
Although IPLCs usually possess a deep understanding of the impact of direct drivers on nature due to their closeness and direct dependence on nature for their livelihoods (Luz *et al.*, 2017; Reyes-García *et al.*, 2014), combining IPLC-observed driver information with natural science data presents additional problems. IPLC attribution is typically less quantitative, more scattered (geographically and thematically), and harder to aggregate globally; but provides unique insight into how drivers affect aspects of nature directly related to local livelihoods.

Section 2.2.6.2 presents the relative impacts of the different direct drivers on changes in different aspects of nature at the global level, for each of the four IPBES regions (Americas, Europe and Central Asia, Africa and Asia and the Pacific) and for each of the three global biogeographic realms (i.e., terrestrial, freshwater and marine), based on natural science indicators (**Figure 2.2.22**). The attributions of drivers by units of analysis are not presented here, mainly because many of the indicators considered do not have information broken down at that level. Moreover, the amount of information collected does not allow for a sufficiently robust analysis such as that presented at the level of regions and realms. Therefore, attributions of drivers within each units of analysis are described in Section 2.2.7 on the basis of relevant and comprehensive bibliographic references compiled by the authors. Section 2.2.6.3 then synthesizes the perceptions of IPLCs about the drivers behind changes in local IPLC indicators within different types of ecosystems.

A Relative impact of direct drivers at the global scale



B Relative impact of direct drivers at the regional scale



C Relative impact of direct drivers within realms

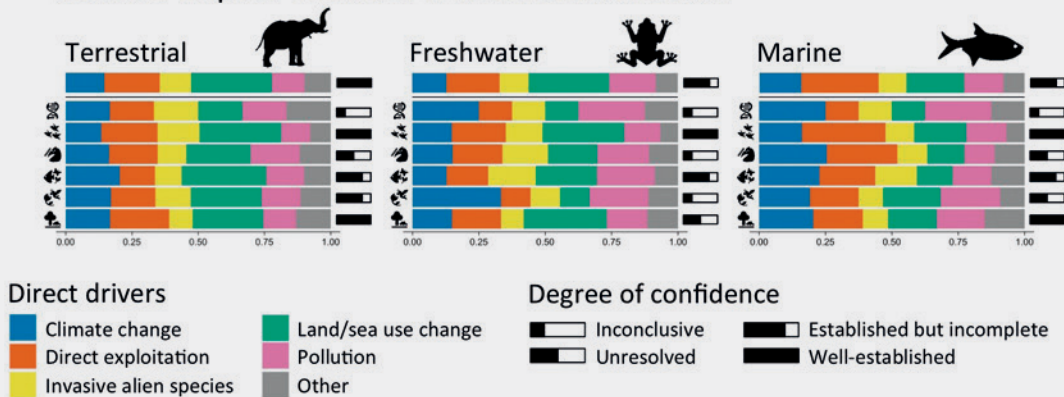


Figure 2.2.22 Relative impact of direct anthropogenic drivers (colour bars) on the state of nature at the global scale **A**, within each IPBES region **B** and for terrestrial, freshwater and marine realms **C**.

The top row in each panel shows the overall pattern including all the indicators used in the analysis. The next rows show the patterns for each of the six classes of Essential Biodiversity Variables (EBV), each represented by several indicators. The width of each colour bar indicates the estimated relative importance of each driver in changing the state of nature but should not be interpreted as an absolute magnitude of the impact of each driver because both qualitative and quantitative information was combined in the analysis (see details in the main text). The degree of confidence shown alongside each row (more black = more confidence) reflects the quantity and quality of information available in the literature to estimate the relative impact of

different drivers at the corresponding level of analysis (see confidence framework in chapter 1). Note that the top row in each panel is not a simple average across the different EBV classes: some classes include more indicators and/or more studies than other classes (see degree of confidence) so have a higher weight in the estimations. A full list of studies synthesized in this figure is provided in Appendix BB, and the methodology is described fully in Appendix AA. Credits for icons: EBV classes icons created by Cesar Gutiérrez of the Humboldt Institute –Bogotá, Colombia- for GEO BON; icons for realms provided by WWF.

The relative global importance of direct drivers also varies among indicators within EBV classes, as shown in **Figure 2.2.23** for a set of specific indicators for which sufficient information was available. Further discussion on these indicators is presented in Appendix DD.

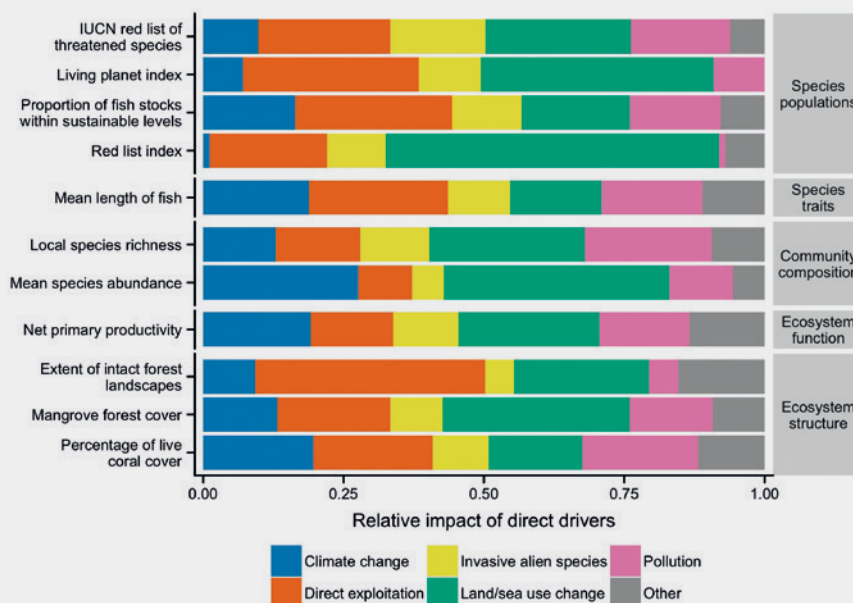


Figure 2.2.23 Relative impact of direct anthropogenic biophysical drivers (colour bars) on selected indicators of the state of nature for which sufficient representative information was available.

Indicators are grouped according to the Essential Biodiversity Variable (EBV) framework (see right-hand side), except that no indicators were available for the EBV class *Genetic composition*. The driver category “Other” includes threats that do not clearly belong to any of the five main drivers (e.g. fire, human disturbance, recreational activities, and tourism). The width of each colour bar indicates each driver’s estimated relative importance in changing the state of nature (see details in the main text and in **Figure 2.2.22**). Further discussion on these individual indicators is included in Appendix DD.

2.2.6.2 Attribution of natural science indicator trends to direct drivers

Land/sea use change is the most important direct anthropogenic driver of change in the global state of nature, with a relative impact of 30%, followed by direct exploitation (23%), climate change (14%), pollution (14%) and invasive alien species (11%) (**Figure 2.2.22A**). Threats not clearly aligned to any of these five main drivers (e.g., fire, human disturbance, recreational activities, and tourism) account for the remaining 9%.

The relative global importance of drivers varies considerably among the five EBV classes where robust comparisons could be made (too few studies assessed the relative

impact of drivers of change in *Genetic composition* for comparisons to be robust) (**Figure 2.2.22A**). Land/sea use change is the most important driver of change for three of the five remaining EBV classes and is particularly important for *Species populations* (31.5%). Pollution is very slightly more important than land/sea use change (22.5% vs 22%) in driving changes in *Ecosystem structure* but is not in the top two drivers for other EBV classes. Direct exploitation is the most important driver of changes in *Species traits* (23.5%), with climate change second (21%). Climate change is also second for *Community composition* and *Ecosystem function*.

The four IPBES regions largely reflect the global pattern (**Figure 2.2.22B**), but there are some regional differences. In

Africa, the impact of direct exploitation (30%) exceeds that of land/sea use change (25.5%). In the Americas, these two drivers have a similar impact (23.5 and 25%, respectively). In the other two regions, land/sea use change is the most important driver of change in the state of nature.

Each IPBES region shows considerable variation among EBV classes. For example, direct exploitation has the highest impact on *Ecosystem structure* in Africa, whereas other threats (i.e., fires) are particularly important in Europe and Central Asia (Figure 2.2.22B). Although climate change is not the dominant driver across EBV classes in any of the IPBES regions, it has a particularly high impact on *Species traits*, *Community composition*, and *Ecosystem function* in Europe and Central Asia.

Land-use change has had the largest relative negative impact on nature in the terrestrial and freshwater realms (30.5% in both cases), mainly through habitat loss and degradation, whereas in marine ecosystems, direct exploitation of organisms (mainly fishing) has had the largest relative impact (29%) (Figure 2.2.22C). Direct exploitation is the second most important driver in both terrestrial (21%) and freshwater (20%) ecosystems. Climate change is not amongst the two most important drivers of change in any of the realms. In freshwater environments, pollution (17.5%) is more important than climate change (13%) whereas these two drivers have a similar impact (15% and 16%, respectively) in marine systems.

Within each realm there is considerable variation among EBV classes (Figure 2.2.22C). In terrestrial ecosystems, the greatest impact of land/sea use change is on *Species populations* (31%) and *Community composition* (32%). In freshwater ecosystems, this driver particularly affects *Species populations* and *Ecosystem structure* (both 31%). For marine ecosystems, the highest impact of direct exploitation is on *Species populations* (31.5%). Climate change's strongest impact on land is on *Community composition* (20%); in freshwater it is on *Ecosystem function* (33%) (but with a low degree of confidence); and in the marine realm it most affects *Species traits* (25.5%). Even if their overall importance is limited in all the realms, invasive alien species are markedly impacting some aspects of biodiversity, such as *Community composition* in freshwater ecosystems (18%).

2.2.6.3 Attribution of drivers by Indigenous Peoples and Local Communities

The two most important drivers of changes in nature observed by IPLCs are land/sea use change and climate change (Figure 2.2.24). Land-use change includes mainly conversion to intensive agriculture, urbanization and discontinuation of traditional land-management practices. For example, land use change and expansion

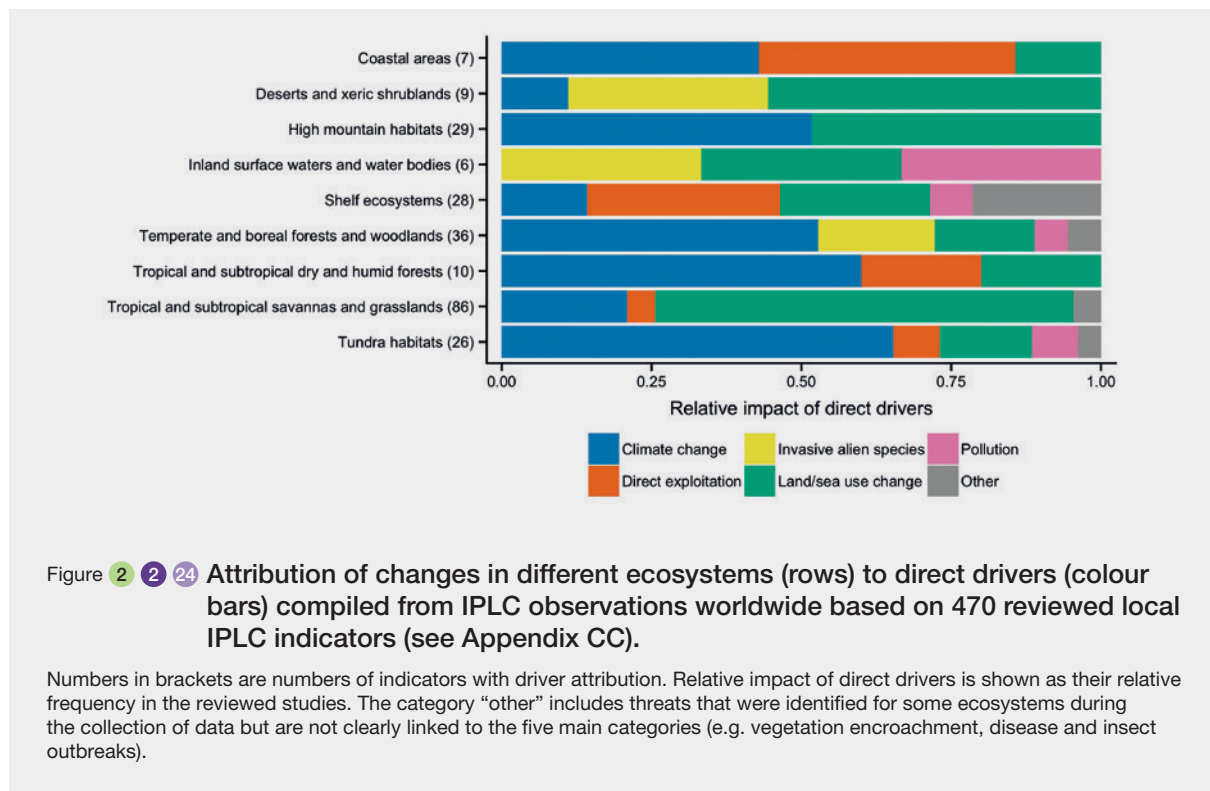


Figure 2.2.24 Attribution of changes in different ecosystems (rows) to direct drivers (colour bars) compiled from IPLC observations worldwide based on 470 reviewed local IPLC indicators (see Appendix CC).

Numbers in brackets are numbers of indicators with driver attribution. Relative impact of direct drivers is shown as their relative frequency in the reviewed studies. The category “other” includes threats that were identified for some ecosystems during the collection of data but are not clearly linked to the five main categories (e.g. vegetation encroachment, disease and insect outbreaks).

of settlements (urbanization) are the direct drivers of change in rangelands most often mentioned by IPLCs in a number of African regions (Admasu *et al.*, 2010; Assefa & Hans-Rudolf, 2016; Jandreau & Berkes, 2016; Kimiti *et al.*, 2016).

Discontinued traditional land management practices (abandonment) were observed as direct causes for some changes to vegetation structure (e.g., bush encroachment, reforestation; Babai *et al.*, 2014; Oba & Kotile, 2001; von Glasenapp & Thornton, 2011). Climatic changes, such as droughts and the increasingly unpredictable annual distribution of rainfalls, are important observed reasons for the decreasing biomass production and changes in vegetation structure of rangelands, which often require reorganization of traditional grazing regimes (e.g., Admasu *et al.*, 2010; Assefa & Hans-Rudolf, 2016; Duenn *et al.*, 2017; Kakinuma *et al.*, 2008). Altered rainfall patterns, which can influence behaviour patterns of wild animals (e.g., game or migration patterns of birds; Ingty, 2017; Kimiti *et al.*, 2016; MacDonald *et al.*, 2013; Turner & Clifton, 2009), are also seen as important drivers of change.

Deliberate or unintentional introduction of new species can also be direct drivers of changing species pools in different habitats (e.g., inland water bodies, wetlands; Aigo & Ladio, 2016; terrestrial habitats: Lyver *et al.*, 2017; Periago *et al.*, 2017). IPLCs report invasive alien species affecting a wide range of taxonomic groups (e.g., plants, fishes, birds; Aigo & Ladio, 2016; Lyver *et al.*, 2017; Periago *et al.*, 2017; Waudby *et al.*, 2012). Overexploitation was the most often reported driver for deterioration of pasture land and tropical forests at the agricultural frontiers (e.g., Aswani *et al.*, 2015; Fernández-Llamazares *et al.*, 2016). Local overharvesting by companies or by local fishers motivated by commercial trade were mentioned by artisanal fishers as drivers of observed decreasing fish stocks (Aswani *et al.*, 2015; Carr & Heyman, 2012; Giglio *et al.*, 2015; Reis-Filho *et al.*, 2016).

2.2.7 UNITS OF ANALYSIS

2.2.7.1 Introduction

The Units of Analysis for the Global Assessment are a broad-based classification system at the global level, considering both the state of nature in classes equivalent to biomes, and in anthropogenically-altered biomes or 'anthromes'. The units correspond broadly to global classifications of nature and human interactions, serving the need for analysis and communication in a global policy context. The list of 17 global Units of Analysis includes 13 biomes (7 terrestrial, 2 freshwater, 3 marine and one cuts across all three) and 4 anthromes (see chapter 1 and **Figure 2.2.2A**). All terrestrial biomes except for the cryosphere have been settled and populated by IPLCs historically, and increasingly by modern societies. The freshwater biomes reflect a simple split in relation to depth and vegetation, i.e., coarse function, and the marine biomes reflect the most basic division of oceans by depth and proximity to land. Nevertheless, the biomes reflect relatively well-known properties and variation in nature across the globe and coproduction of NCP by people. Biomes are the lungs, heart, production center, skin and kidneys of planet earth. They cycle carbon, nitrogen and other elements; provide food and materials; process waste.

The biomes vary in state from unaltered to highly altered or degraded. The addition of anthropogenic drivers of decline to natural disturbances can impose significant cumulative impacts on biomes, with complex interactions. Some biomes remain unmodified in only a small fraction of their former range; e.g., in most regions, nearly all temperate forest has been altered or is under active human management. There is considerable variation among and within regions, and among and within biomes. Some biomes have experienced positive changes recently, as land-use practices reverse; boreal forest area has been stable for decades, while temperate forest area has expanded 10% since 1990.

Anthromes are highly altered biomes, defined by humanity's monopolization and/or maximization of one or more NCP (i.e., distinct from degraded biomes). The main drivers of biome conversion to anthromes include large-scale commercial agriculture, local subsistence agriculture, urban expansion, construction and mining. The anthromes layer over biomes (e.g., a city in a grassland area), but some so transformed the original biome no longer exists there. Two anthromes are exclusively terrestrial, reflecting where people live and channel biological productivity to serve needs through food, timber and other types of production. In temperate biomes, conversion to anthromes and deterioration has slowed to zero or even reversed with active

Table 2.2.2 Overview of some of the features on the IPBES Units of Analysis.

Unit Name	Unit ID	Area (mSqKm)	NPP (gC/m ² /year x10 ⁶)	Average Relative Species Richness	Population (millions of people)	Urban Areas (Unit 9)		Cultivated Areas (Unit 10)	
						mSqKm	% of unit	mSqKm	% of unit
Tropical and subtropical dry and humid forests	1	23.49	64	0.51	2,880	0.13	0.6%	6.83	29.1%
Temperate and boreal forests and woodlands	2	32.04	69	0.17	2,003	0.49	1.5%	7.75	24.2%
Mediterranean forests, woodlands, and scrub	3	3.22	5	0.20	314	0.06	1.8%	1.58	48.9%
Arctic and mountain tundra	4	13.55	12	0.09	169	0.01	0.1%	0.70	5.1%
Tropical and subtropical grasslands	5	20.18	26	0.35	655	0.03	0.2%	4.42	21.9%
Temperate Grasslands	6	11.19	14	0.20	363	0.10	0.9%	6.27	56.0%
Deserts and xeric shrublands	7	27.89	8	0.14	788	0.06	0.2%	2.18	7.8%
Cryosphere+	11	17.71 (22.59)			-	-	0.0%	-	0.0%
Subtotals (terrestrial)		149.28	198		7,171	0.88	0.6%	29.72	19.9%
Wetlands	8	NA							
Inland surface waters and water bodies	13	3.65	1	0.16					
Subtotals (inland & fresh waters)		3.65	1.47						
Shelf ecosystems	14	21.16	36	0.06					
Surface open ocean	15	336.63	152	0.04					
Deep Sea	16	*		*					
Subtotals (ocean)		357.79	187						
Urban and Semiurban Areas	9	0.88							
Cultivated Areas	10	29.72							
Aquaculture Areas	12	**							
Coastal areas intensively used by humans	17	**							
Subtotals (anthromes)		30.60	-						
TOTAL		510.72	387		7,171	0.88		29.72	

Notes:

Empty cells show where numbers are not applicable

All values are in 2015, unless otherwise noted.

+ Area of terrestrial cryosphere = 17.71 mSqKm. Arctic and Southern Ocean annual sea ice extent has averaged 22.59 mSqKm for the ten years from 2008–2017.

* Same as/included in Unit 15

** Units have no calculable area. There are no databases for aquaculture locations (terrestrial, freshwater and marine) from which area can be calculated. 'Intensely and multiple used coastline' is currently undefined in terms of area, as the coastline is a linear feature. Global datasets are also not available for estimating its length or area.

restoration. However, in tropical biomes, where both human population and economic growth are high, conversion rates are still high. The aquaculture and intensively developed coastline anthromes cut across terrestrial, freshwater and marine systems, and conversion of marine biomes to anthromes is at its early stages. Both aquaculture and the intensively/multiply used coastlines are likely at an early stage of acceleration (see descriptions below), and no datasets currently exist to estimate their area.

The attribution of drivers presented in this section are based on key references identified by the authors for each unit of analysis and is therefore different and complementary to that in Section 2.2.6, which shows attributions by IPBES regions and by realms based on a global-scale systematic review of literature.

2.2.7.2 Tropical and subtropical dry and humid forests

Tropical and subtropical forests cover about 52% of global forested land (FAO, 2015a; Keenan *et al.*, 2015), holding an aboveground carbon stock of 190–220 billion tons (Baccini *et al.*, 2012; Liu *et al.*, 2015; Saatchi *et al.*, 2011), representing about 70% of the carbon in forests globally (Yingchun *et al.*, 2012), and 35% of terrestrial GPP (Beer *et al.*, 2010). These ecosystems harbor the greatest biological diversity globally, containing for example the ten hotspots with the greatest total number of endemic higher terrestrial vertebrates (Mittermeier *et al.*, 2011, 2004) and the greatest number of threatened species.

This Unit plays a vital role in local to global climate regulation, through complex hydrological and biogeochemical dynamics, mainly of CO₂ and water vapor (Bonan, 2008). The Amazonian rainforest keeps the air humid for over 3,000 km inland (Salati *et al.*, 1979), and transpires twenty billion tons of water daily (Nobre, 2014).

Globally, tropical and subtropical forest area has declined from 1990–2015. All top ten countries reporting the greatest annual net loss of forest area for 2010–2015 belong to this Unit (FAO, 2015a). The rate of loss of tropical forests was 10.4 M ha yr⁻¹ in the 1990s, slowing to 6.4 M ha yr⁻¹ in 2010–2015 (Keenan *et al.*, 2015). For subtropical forests these numbers were 0.4 M ha yr⁻¹ and 0.0 M ha yr⁻¹, respectively. These averages mask high variance between regions, as well as within regions and countries, with highest losses in South America and Africa (Hansen *et al.*, 2013). For example, while Brazil showed a reduction in annual forest loss from 2000–2012, increases were measured in all other regions.

Land-use change is the main driver of forest loss in tropical and subtropical regions (FAO, 2016c; Meyfroidt & Lambin,

2011; Newbold *et al.*, 2014); other subdrivers vary in importance among and within regions (Boucher *et al.*, 2011; DeFries *et al.*, 2010; FAO, 2016c). Overall, the main cause of deforestation is large-scale commercial agriculture (e.g., cattle ranching, oil palm, soy, and cocoa) (40% of deforestation), followed by local subsistence agriculture (33%), urban expansion (10%), infrastructure (10%) and mining (7%) (FAO, 2016c; Hosonuma *et al.*, 2012). Forest degradation is driven mainly by timber and logging (58%), fuelwood/charcoal (27%), uncontrolled fires (10%), and urban expansion (5%). Recognition of IPLCs' territories helps buffer deforestation in the Amazon (Soares-Filho *et al.*, 2010), and local farmer communities can contribute to reforestation (Jacobi *et al.*, 2013).

Habitat loss and degradation are the main causes of reductions in species richness and abundance (Newbold *et al.*, 2014; WWF, 2016), while habitat conversion and harvesting are the main threats to Threatened plant species in tropical forests (Brummitt *et al.*, 2015). Main trends perceived by IPLCs include the loss (or introduction) of salient large mammals (e.g., elephant, peccary) (Ancrenaz *et al.*, 2007; Sahoo *et al.*, 2013) and the proliferation or collapse of plant species (e.g., medicinal plants; Fernández-Llamazares *et al.*, 2016).

Tropical and subtropical regions are projected to experience extreme climatic conditions earlier than other regions, such as boreal forests, tundra and taiga (Beaumont *et al.*, 2011). Extreme climate events in the last two decades (Chen *et al.*, 2010; Marengo *et al.*, 2013; Satyamurty *et al.*, 2013), interacting with other factors such as deforestation and fire, have caused large-scale long-lasting impacts on forest structure and function, affecting hydrological and carbon cycles (Davidson *et al.*, 2012; Qie *et al.*, 2017).

Positive trends in forest cover are reported in thirteen tropical and subtropical countries containing 6.4% of global tropical and subtropical forest area (Supplementary Material S2.2.2.4). These countries have transitioned from net forest loss to net gain, mainly driven by planted-forest expansion (FAO, 2016c; Keenan, 2015; Sloan & Sayer, 2015).

2.2.7.3 Boreal and temperate forests

Boreal and temperate forests comprise one third and a quarter of global forest cover, respectively (FAO, 2015a), covering 1.91 billion ha (FAO, 2015a). They experience a cold continental climate, with a growing season of <130 days (temperate) and >140 days (boreal). Boreal forests sustain a low richness of coniferous trees that withstand freezing and extended dormant periods, with two abundant deciduous genera. The temperate zone has many continental endemic deciduous species, with some common genera, such as

pinus. The boreal biome is primarily in Canada, Russia, and Scandinavia, while the temperate zone occurs in both hemispheres, on six continents. Highly productive temperate rainforests occur on the west coast of North America, Chile, New Zealand, and Australia.

Boreal forest area did not change between 1990 and 2015 (FAO, 2015a) and 43.8% of the remaining global “Intact Forest Landscapes” are boreal (Potapov *et al.*, 2008). Nearly two thirds of boreal forests are currently under management, mostly for timber (Gauthier *et al.*, 2015). Virtually all temperate forests in most regions of the world are managed; temperate China and Europe were largely deforested by the 1500s, many countries have lost > 90% of their forest cover (Kaplan *et al.*, 2009), and there are no large intact or primary forest areas (Krishnaswamy & Hanson, 1999). Temperate forests have increased by about 67 million ha since 1990, largely due to planting in China and farm abandonment globally (Campbell *et al.*, 2008; FAO, 2015a; Keenan *et al.*, 2015; Yin *et al.*, 2005), but young secondary forest is much less rich in biodiversity than primary forest. Over 350,000 km² of intact forest landscapes (i.e., large areas of forest or natural mosaic, free from evident signs of human disturbance) were lost from temperate and boreal forests between 2000 and 2013 (Potapov *et al.*, 2017), showing continuing deterioration in the condition of primary forest within this unit of analysis.

The boreal forest is the largest store of terrestrial carbon (Bradshaw & Warkentin, 2015; Gauthier *et al.*, 2015; Pan *et al.*, 2011), over 75% of which is in soil organic matter (Bradshaw & Warkentin, 2015; Rapalee *et al.*, 1998). Boreal forest has sequestered 0.5 Pg C/yr since 1990, accounting for 20% of the annual terrestrial forest carbon sink (Kurz *et al.*, 2013; Pan *et al.*, 2011), but not all boreal forests are sinks owing to increased fires and respiration due to climate change (Hadden & Grelle, 2017). Between 1990 and 2007 temperate forests have stored a net 0.72 Pg C/yr (Pan *et al.*, 2011).

Both biomes are highly susceptible to climate change (Settele *et al.*, 2014), increasing fire risk (Bradshaw *et al.*, 2009), in part because of low boreal productivity and high susceptibility of peat and permafrost soils. Other climate drivers include moisture stress, warmer temperatures, increased insect infestations, N deposition, and CO₂ fertilization (Kint *et al.*, 2012; Silva *et al.*, 2010). Drier, warmer boreal forests will store less carbon due to moisture stress (Ma *et al.*, 2012), becoming a net source of greenhouse gasses (Flannigan *et al.*, 2000, 2009; Kurz *et al.*, 2013), despite increased productivity in northern open taiga forests (Boucher *et al.*, 2017; Goldblum & Rigg., 2010). A warming climate may result in release of the huge carbon store in frozen boreal peat soils (Schaefer *et al.*, 2011). Projections suggest shifts in forest distribution, depending on dispersal ability among tree species (e.g., Soja *et al.*, 2007). Large

areas in the boreal forests are inhabited by IPLCs in Eurasia and North America, who report changing animal population trends (e.g., increasing moose, decreasing caribou, decreasing bird species, e.g., geese) and changing migration patterns, due to climate change (Lyver *et al.*, 2017; MacDonald *et al.*, 2013).

Invasive species and diseases have become a major driver of tree mortality in some temperate forests (Adams *et al.*, 2012; Charru *et al.*, 2010), and diseases are a developing problem in plantations (e.g., Sanderson *et al.*, 2012). Some planted trees are invasive in temperate forests, e.g., *Acacia* (Lorenzo *et al.*, 2011; Yelenik *et al.*, 2004). Temperate regions have high numbers of threatened and endangered species, including >500 tree species (Oldfield *et al.*, 1998), and there have been extinctions, including passenger pigeon (*Ectopistes migratorius*). No boreal plant or animal species has gone extinct but there have been national-level extirpations.

2.2.7.4 Mediterranean forests, woodlands and scrub

Mediterranean forests, woodlands, fynbos and scrub are discontinuously spread in five continents and twenty-two countries (Dallman, 1998). They cover 4 million km² (2% of total land area) in southern Europe and Northern Africa (Mediterranean Basin), South Africa (Western Cape), Northwestern America (e.g., California chaparral), Southern America (Chilean matorral), and Southern Australia. These regions harbour an extremely high diversity of species originating from almost all known biogeographic realms of the world including new landraces (Blondel *et al.*, 2010; de Cortes Sánchez-Mata & Tardío, 2016) and include five biodiversity hotspots of global importance (Mittermeier *et al.*, 2011; Myers *et al.*, 2000). Vegetation types are coniferous or (mostly evergreen) broadleaf forests and woodlands, savannas and grasslands, scrublands and mosaic landscapes, resulting from a strong interaction between heterogeneous environmental conditions and a long-lasting influence of human activities (Blondel, 2006). The Mediterranean biome has the second lowest level of land protection among terrestrial biomes (Hoekstra *et al.*, 2005) and is projected to experience the largest future proportional loss of biodiversity (Malcolm *et al.*, 2006; Sala *et al.*, 2000).

Mediterranean terrestrial ecosystems are highly sensitive to the combined effect of global change drivers and specific driving forces, including climate change, land-use transformations and fires (Barredo *et al.*, 2016; Templado, 2014; Valladares *et al.*, 2014). With the particular geology of Mediterranean systems, these changes have resulted in more frequent and intense fires, water scarcity, land degradation and habitat fragmentation. The unit is

increasingly becoming vulnerable (Batllori *et al.*, 2013; Klausmeyer & Shaw, 2009) and future outcomes are difficult to predict (Doblas-Miranda *et al.*, 2017, 2015; Voltz *et al.*, 2018). Recent shifts in fire regime modify the composition of the vegetation (from coniferous forests to landscapes dominated by broadleaf trees, scrub and grasslands) and decrease its further resilience to fires (Gil-Tena *et al.*, 2016), with strong impacts on key NCP such as water supply, carbon storage and food production and a possible switch to a different kind of ecosystem. While Mediterranean forests provide various material NCP (Bugalho *et al.*, 2011), scrublands mostly provide non-material or regulating NCP (e.g., pollination, reduction of extreme wildfire hazard, key habitats for biodiversity).

IPLCs have been using fire to promote herbaceous vegetation and useful game or plant species (Pechony & Shindell, 2010; Valladares *et al.*, 2014). Such historical practices and other land-use legacies combined with more recent driving forces, such as land abandonment and fire suppression strategies, have been playing a major role in reshaping the Mediterranean landscapes (Blondel, 2006; Gauquelin *et al.*, 2018; Marlon *et al.*, 2008; Valladares *et al.*, 2014).

Although Mediterranean biodiversity is facing multiple threats and is declining strongly, some driving forces may be turned into conservation opportunities. For instance, large carnivores have been recolonizing abandoned landscapes in many rural areas of the Mediterranean Basin. Although land abandonment and subsequent vegetation encroachment generate conservation concerns, this process is now also considered as an opportunity for rewilding landscapes and exploring new avenues in areas where the socioeconomic context becomes incompatible with the maintenance of traditional agricultural practices (Ceaşu *et al.*, 2015; Navarro & Pereira, 2012).

2.2.7.5 Arctic and mountain tundra

Tundra vegetation, composed of low-growing herbaceous plants, shrubs, mosses, and lichens, grows beyond the cold limit of tree growth. Two types are recognized: mountain tundra at high elevations, and arctic tundra at high latitudes. Arctic tundra is found in Russia, Canada, the U.S., and Greenland but is not present in Scandinavia, Iceland, or the Aleutian Islands (CAFF, 2013; Walker *et al.*, 2005). This distribution corresponds roughly with the distribution of permafrost in soils, while mountain tundra soils have no permafrost. One effect of permafrost is that water from snow and rain is retained in the surface layers of soil; plants grow better in these moist soils than in the drier soils of mountain tundra. Species richness in the tundra is low; for example, the arctic tundra contains only 9% of the world's species of plants and animals.

The low numbers of people who live in the tundra regions have little effect on the native plants and animals. High plant productivity and low predator densities in arctic tundra (Bhatt *et al.*, 2017) support many migrating animals such as reindeer/caribou, muskox, fish, and birdlife including millions of geese. Harvest of these animals supports Indigenous Peoples and recreational hunting in temperate regions. In general, both ecosystems are still functionally intact, though in some areas used for seasonal herding, impacts are notable. Arctic and high mountain tundra are recognized as water towers (Chettri *et al.*, 2012; Viviroli *et al.*, 2007), but they are sensitive to multiple drivers including climate change (Myers-Smith *et al.*, 2015).

There are indications of higher warming in high mountains (Shrestha *et al.*, 1999) resulting in species range shifts (Gottfried *et al.*, 2012; Liang *et al.*, 2018; Pauli *et al.*, 2012; Tape *et al.*, 2016), phenology change (Bjorkman *et al.*, 2015; Tao *et al.*, 2018) and low plant productivity (Bhatt *et al.*, 2017). The arctic region is warming at roughly twice the global average (Pithan & Mauritsen, 2014), resulting in a warmer, wetter, and more variable environment. The permafrost in the high arctic has warmed by more than 0.5°C since 2007–2009 (AMAP, 2017); as a result, microbes release large amounts of carbon gases from the plant debris previously frozen in the soil (Schuur *et al.*, 2008). The carbon stored in the upper few layers of arctic soil is equal to twice the carbon in the world's atmosphere (Tarnocai *et al.*, 2009).

These transformations have profound implications for people, resources, and ecosystems (Arctic Council, 2016). IPLCs in arctic tundra report that they are already significantly challenged by changes to weather and ice conditions as well as by climate-induced shifts in hunting opportunities (e.g., fewer safe boating and hunting days, changing ice melting patterns), the animals they hunt, or the size of the grasslands they use for pastures (Cuerrier *et al.*, 2015; Huntington *et al.*, 2016; Parlee *et al.*, 2014). Mountain IPLCs perceive degrading rangeland conditions because of climate change (e.g., fewer flowers, height of the vegetation, reduced quantity of forage plants, more bare soil on pastures; Hopping *et al.*, 2016; Ingty, 2017), exacerbating alterations in mountain vegetation from high altitude pasturing for millennia (which has lowered the treeline and increased tundra in many mountain ranges; Catalan *et al.*, 2017).

2.2.7.6 Tropical and subtropical savannas and grasslands

Tropical savannas and grasslands cover about one fifth (~33 million km²) of the global land surface (Beerling & Osborne, 2006; Ramankutty & Foley, 1999; Scholes & Walker, 1993). The ecosystem services they provide sustain the livelihoods of one fifth of the world's people, and they are also home to majority of the world's livestock and much

of its charismatic wildlife (Lehmann *et al.*, 2014; Parr *et al.*, 2014; Sankaran *et al.*, 2005; Solbrig, 1996).

Savannas and grasslands are ancient ecosystems (originating 8–10 Mya) that support unique biodiversity (Bond & Parr, 2010; Murphy *et al.*, 2016; Ratnam *et al.*, 2011; Veldman *et al.*, 2015a). The misconception that they are ‘derived’ from forests through deforestation and other land-use processes and are therefore somewhat “degraded” has resulted in mismanagement of their biodiversity, and conversion to other land uses such as agriculture and tree plantations (Bond & Parr, 2010; Murphy *et al.*, 2016; Parr *et al.*, 2014; Ratnam *et al.*, 2016; Veldman *et al.*, 2015a). It is estimated that ~ 6.7 million km² of savanna, grassland and steppe habitats were converted to croplands between 1700 and 1992 (Ramankutty & Foley, 1999), with >80% of grassland and savanna habitats being converted to anthropogenic land uses by 2000 (Ellis *et al.*, 2010; Ellis & Ramankutty, 2008). Currently, the savannas of northern Australia are the least impacted savannas (Murphy *et al.*, 2016) while neotropical savannas are amongst the most threatened (Strassburg *et al.*, 2017), globally. Very little of Asia’s savanna and grassland habitats remain (Lambin *et al.*, 2003; Miles *et al.*, 2006; Murphy *et al.*, 2016).

Species richness in tropical savannas and grasslands can be quite high, and in some cases comparable to forests (Murphy *et al.*, 2016), with the Neotropics and Afrotropics especially diverse (Murphy *et al.*, 2016). In forests much of the diversity resides in the tree layer, but grasses and forbs contribute substantially to plant species richness in tropical savannas and grasslands (Bond & Parr, 2010; Murphy *et al.*, 2016; Ratnam *et al.*, 2016; Sankaran, 2009).

Grazing and fire are integral features of savannas and grasslands and essential to their persistence (Bond, 2008; Bond & Parr, 2010; Parr *et al.*, 2014; Ratnam *et al.*, 2011; Sankaran *et al.*, 2004; Scholes & Archer, 1997). Semi-nomadic and transhumant grazing systems seem to better adapt to and cope with unpredictable climates that characterize these ecosystems than settled and paddocked animal husbandry. Local pastoralists use diverse indicators to understand pasture degradation and regeneration, such as adverse changes in woody or shrubby vegetation, or of unpalatable species (Admasu *et al.*, 2010; Angassa & Beyene, 2003; Jandreau & Berkes, 2016; Kimiti *et al.*, 2016; Lykke, 2000). Active fire suppression can alter species composition and lead to establishment of forest tree species at the expense of savanna trees in more mesic areas (Bond, 2008), and litter build up that fuels more intense fires when they do occur (Ratnam *et al.*, 2016; Stott *et al.*, 1990). Invasions by exotic species, both grasses and trees, may have negative impacts on the native flora and fauna, and may also alter the frequency, intensity and spatial extent of fires (Aung & Koike, 2015; D’Antonio & Vitousek, 1992; Hiremath & Sundaram, 2005; Hoffmann *et al.*, 2004; Ratnam *et al.*, 2016; Rossiter *et al.*, 2003).

Carbon schemes such as REDD+ can undermine grasslands by promoting tree planting (Abreu *et al.*, 2017; Bond, 2016; Griffith *et al.*, 2017; Lehmann, 2010; Parr *et al.*, 2014; Ratnam *et al.*, 2016; Strassburg *et al.*, 2017; Veldman *et al.*, 2015b). In this context, it becomes particularly critical to distinguish ‘derived’ from ‘old-growth’ grasslands and savannas, to avoid the significant costs of misguided afforestation of the latter.

Climate change will alter the tree-grass balance, in most continents leading to shrub encroachment and woody thickening (Bond, 2008; Bond & Midgley, 2000; Fensham *et al.*, 2005; Good & Caylor, 2011; Sankaran *et al.*, 2005). Savanna responses to different global change drivers are likely to vary both regionally, and across continents (Higgins & Scheiter, 2012; Lehmann *et al.*, 2014), due to varied vegetation-fire-climate linkages.

2.2.7.7 Temperate grasslands

Temperate grasslands comprise steppes, prairies and pampas, as well as some high-altitude veld, forest-steppes and wood-pastures, covering an area of 13 million km² (Dixon *et al.*, 2014; White *et al.*, 2000), or 5–10% of the global terrestrial surface. Temperate grasslands have a high biodiversity of mammals and birds, and huge stocks of carbon stored in their soil. Total carbon stocks have been estimated at 450 – 550 Gt C (18–31% of global terrestrial carbon White *et al.*, 2000) with a correspondingly high potential for carbon sequestration. The capacity to store carbon varies greatly between temperate grassland types and debate is ongoing regarding estimating this capacity (Schierhorn *et al.*, 2013; Sommer & de Pauw, 2010; Wiesmeier *et al.*, 2015).

Several global hotspots for vertebrates and vascular plants (Mittermeier *et al.*, 2004) overlap with temperate grasslands. The Eurasian steppes host the largest long-distance ungulate migrations on the planet (Tucker *et al.*, 2018). North American prairies are relatively recently formed which is why despite massive loss of area relatively few species are at risk of extinction (Risser, 1988).

No other biome has experienced the level of degradation and conversion as temperate grasslands (Henwood, 1998; Hoekstra *et al.*, 2005). In the last century ca. 60% have been converted (White *et al.*, 2000), and <10% remain in North America and Europe, with continuing decline (Gauthier & Wiken, 1988; Korotchenko & Peregrym, 2012; Molnár *et al.*, 2012). By contrast, <1% are converted in Mongolia. Important drivers of change in temperate grasslands are habitat conversion, fragmentation by transport infrastructure, and to a lesser extent local overgrazing. Most temperate grassland plants are adapted to grazing, yet excessive grazing or over haying has led to degradation in many

Eurasian grasslands (Wesche *et al.*, 2016) and in parts of South America (Piñeiro *et al.*, 2006). Invasive species are increasingly problematic, particularly in North America and South Africa (Grace *et al.*, 2001; Han & Young, 2016; Morrow *et al.*, 2015). Decreasing productivity of temperate grasslands and changes in composition towards unpalatable species are the most frequently cited trends (Bruegger *et al.*, 2014; Kakinuma *et al.*, 2014). North American grasslands continue to disappear, at rates equivalent to deforestation in the Amazon, due to conversion to cropland and excessive grazing (Ceballos *et al.*, 2010; Wright & Wimberly, 2013). Extremely rapid development threatens the integrity of Mongolia's vast steppe (Batsaikhan *et al.*, 2014).

For traditional pastoral communities, provision of livestock forage, dung as a fuel and the open landscape are the key NCP provided by temperate grasslands. Conversion to agriculture has slowed down and, in some regions reversed (e.g., Eurasian grasslands), with large-scale farm abandonment in e.g., Russia and Kazakhstan (Chen *et al.*, 2013; Jírová *et al.*, 2012). In China some restoration has commenced (Ren *et al.*, 2016). Shifts to market economies have reduced grazing pressure of livestock in several regions, including Kazakhstan and western Russia (Kühling *et al.*, 2016), and Patagonia (Coronato *et al.*, 2016). Where traditional mobile pastoral practices persist, such as in Mongolia, rangelands are still relatively intact pointing to the importance of ILK and mobility for sustainable use of highly variable rangelands (Bilegsaikhan *et al.*, 2017).

Levels of formal protection of temperate grasslands are low, at about 3.4 – 5.0% of global area (Henwood, 2012), lower than in other major terrestrial biomes. Protection is particularly low ($\leq 2\%$) in South American pampas and the velds of Southern Africa and Australia (Peart, 2008).

2.2.7.8 Deserts and xeric shrub lands

This unit comprises large expanses of arid and hyper-arid lands in tropical and subtropical latitudes characterized by sparse often discontinuous vegetation and large expanses of bare soil. Deserts cover a total of over 33.7 million km², representing almost 25 per cent of the terrestrial surface of the planet (UNEP, 2006). Herbivory by large and medium-sized mammals that have evolved to these dry and sparse vegetation conditions is a distinctive feature of these habitats.

Deserts and xeric habitats are characterized by severe shortage of water and are classified as arid and hyper-arid with a precipitation to potential evapotranspiration (P/PET) ratio of 0.05 – 0.20 and < 0.05 (Sorensen, 2007). Deserts may be hot (ground temperatures up to 80°C) or cold, mainly dependent on altitude. Both deserts and xeric shrub lands can have a dense herbaceous/grassy vegetation after

the rains for very short periods of the year. The desert biome holds on average an abundance of original species of 68%, highly adaptive to severe climate conditions (UNEP, 2006).

The deserts of the world occur in six biogeographical realms (UNEP, 2006), with varying degrees of anthropogenic influence: **Afrotropic deserts** south of the Sahara in Africa and in the southern fringe of the Arabian Peninsula (2.7 million km², mean population density of 21 p/km² and a relatively high human footprint); **Australasian deserts** in the Australian heartland (3.6 million km², less than 1 person per km², and the lowest human footprint); **Indo-Malay deserts**, south of the Himalayas (0.26 million km², mean population density of 151 p/km², the most intense human use); **Nearctic deserts** in North America (1.7 million km², high population density of 44 p/km² due to urbanization, and the second highest human footprint); **Neotropic deserts** in South America (1.1 million km², a population density of 18 p/km² and a lower human footprint than in North America); and **Palaearctic deserts** in Eurasia north of the Himalayas and in north Africa including the Sahara (63% of all deserts, covering 16 million km²; a density of 16 p/km², and the second lowest human footprint on the planet, possibly because of inaccessibility and extreme aridity. The flat Sahara and Arab deserts contrast with the mountain deserts of Central Asia.

Deserts and their fringes are currently home to some 500 million people, about 8% of the global population. Traditionally deserts support hunter-gatherers, pastoralists and farmers (in oases and along rivers). Poverty affects many people living in deserts (UNEP, 2006). However, contrary to common belief, deserts are not a final stage of desertification but are natural ecosystems, providing many life-supporting services to mankind.

The main drivers of degradation are urbanization, tourism, intensive agriculture, mining, military operations and climate change. Biodiversity decline in deserts is expected to reach 58% of original species in 2050. Desert wilderness areas are expected to decline from 59% of total desert area in 2005 to 31% in 2050 (UNEP, 2006).

2.2.7.9 Wetlands

Wetlands are permanent or temporary, freshwater, brackish or marine areas, where water either covers the soil or is at or near its surface, either year-round or seasonally. They include floodplains, bogs, swamps, marshes, estuaries, deltas, peatlands, potholes, vernal pools, fens and other types, depending on geography, soil, and plant life. Their global extent remains uncertain (Davidson *et al.*, 2018), but inland wetlands are estimated at 12.1 million km², or 6% of the world's land surface (Ramsar, 2018). Wetlands contain about 12% of the global carbon pool, highest in peatlands

(Ferrati *et al.*, 2005; Joosten *et al.*, 2016; Ramsar, 2018). Though valuation of NCP is often problematic, wetlands are estimated to contribute 21.5–30.0% of the value of global NCP (Kingsford *et al.*, 2016). Estuaries support millions of people worldwide (Halpern *et al.*, 2012), contributing food, freshwater and protection from erosion, natural hazards and pollution (Costanza *et al.*, 2014; McCartney *et al.*, 2015; Millennium Ecosystem Assessment, 2005; Russi *et al.*, 2013). They are also often culturally important to IPLCs, often in relation to intangible (e.g., sacred) values (Pyke *et al.*, 2018; Ramsar, 2018; Verschuuren, 2005).

Natural wetlands are declining rapidly: by 0.82–1.21% per year (Davidson *et al.*, 2018; Dixon *et al.*, 2016); by 31% between 1970 and 2008 in areas studied (Dixon *et al.*, 2016), and by 87% between 1700 and 2000 (Davidson, 2014). Historical losses were mostly inland (Davidson, 2014), whereas current declines are predominantly coastal (Dixon *et al.*, 2016). Conversely, human-altered wetlands – which make up about 12% of the global total – are increasing, especially in southern Asia and Africa, mainly through conversion of natural wetlands into paddy fields, which now cover 1.3 million km² (Davidson, 2014; Junk *et al.*, 2013; Ramsar, 2018). Rice paddies deliver multiple NCP, including pest control, soil fertility and fish production (McCartney *et al.*, 2015). Globally, IPLCs have many traditional wetland management systems. For example, the most biodiverse Norwegian swamp woodlands are managed by traditional grazing and hay mowing (Natlandsmyr & Hjelle, 2016).

Changes in the water inflows and abstraction, and structural modifications (e.g., drainage and conversion) all directly drive the loss of inland wetlands (Ramsar, 2018). Indirect drivers include overfishing, intensive wood harvesting (e.g., in wetland forests), peat extraction, and sand and gravel extraction for construction (Ramsar, 2018). The two largest peatlands in the world (northeastern Peru and Republic of Congo) are threatened by commercial agriculture, transport infrastructure, and oil palm and timber concessions (Pearce, 2017). In estuaries, increased fluvial sedimentation due to unsustainable land-use or climate change can significantly reduce fish and benthic diversity (Nicolas *et al.*, 2010).

Freshwater marshes support disproportionately high biodiversity for their size (Kingsford *et al.*, 2016), and several wetland types found in a mosaic with forests and mires, are important for biodiversity but poorly studied (Gupta *et al.*, 2006; Struebig & Galdikas, 2006). Wetland biodiversity is declining globally, with 25% of assessed species threatened with extinction (Ramsar, 2018); 45% of mammals and 33% of birds in the South Asian Tropical Peat Swamp Forests are Near-Threatened, Vulnerable or Endangered (Posa *et al.*, 2011). The fraction of wetland area under formal protection varies widely depending on definitions used, ranging from 11.3% to 20.4% (Reis *et al.*, 2017).

Climate change is already a major driver of wetland structural change and influences water volumes, flows, temperature, invasive species, nutrient balance and fire regimes (Erwin, 2008; Finlayson, 2018). The importance of wetlands for carbon sequestration is increasingly recognized, and their loss can trigger further carbon release; annual emissions of carbon due to peat oxidation in Indonesia are equivalent to emissions from fossil fuel burning in Canada (Pearce, 2017).

Positive actions on wetlands are expanding, particularly in the USA and Europe, where wetland restoration efforts are increasing (Reis *et al.*, 2017), including monitoring of birds (Heldbjerg *et al.*, 2015) and protection of peatlands. Numerous benefits from restoration have been documented (e.g., Erwin, 2008; Reis *et al.*, 2017); the incorporation of diverse perspectives, including indigenous and local knowledge, in wetland management is crucial for effective restoration (Russi *et al.*, 2013). However, landward migration of estuaries will depend on the availability of habitats and coastal development.

2.2.7.10 Urban/semi-urban

Urban and semi-urban areas cover approximately 88 Mha, less than 0.6% of the world's land surface (Klein Goldewijk *et al.*, 2017), on which 54% of the world's population lives (World Bank, 2017). Urban expansion now is more rapid, more extensive and fundamentally different from how urban areas grew in the past (Seto *et al.*, 2010). Europe and North America dominated urban growth from 1750–1950, but in 1950–2030, the total population of African and Asian cities is predicted to grow more than tenfold – from 309 million to 3.9 billion (Ramalho & Hobbs, 2012).

Urban areas are heterogeneous in relation to biodiversity and NCP, through a variety of natural, altered and novel habitats that support varied animal and invertebrate species. Fertile soils in urban areas enable urban residents to grow food (~15–20% of the world's food; Armar-Klimesu, 2000), and green spaces provide recreational, cultural and health NCP (Gómez-Baggethun *et al.*, 2013).

Urban areas are usually rich in non-native species, whether naturalized or maintained in gardens, and extension occurs usually into agricultural more than natural land. Vegetation in urban areas often has enhanced growth relative to matched rural settings (Zhao *et al.*, 2016). Land conversion is greatly reducing the extent of green space within many of the world's cities (Bagan & Yamagata, 2014). At low levels of urban development, local species numbers may increase due to habitat heterogeneity (McKinney, 2002). Non-native species may predominate in larger than smaller settlements (as many as 50% of species in a city centre can be non-native) and accumulate over time (Muller *et al.*, 2013). Biotic

homogenization increases along rural-urban gradients with city centres featuring “global homogenizers” – weeds, pests and commensals. Disease organisms and parasites can become abundant in urban systems, through the large reservoirs of animal (e.g., rats, bats, birds, foxes – (Hassell *et al.*, 2017)) and human hosts.

Attribution of trends to drivers of varied species densities can be difficult because of legacies of previous land use, transient dynamics, and few studies consider all the relevant drivers (Ramalho & Hobbs, 2012). The main direct driver is replacement of vegetation by impervious surfaces. In the US, domestic cats (mostly feral) kill 1.3–4.0 billion birds and 6.3–22.3 billion mammals per year (Loss *et al.*, 2013). Pollution in urban areas is omnipresent, with nutrients and trace metal elements coming from residential, commercial business and industrial complexes (Khatri & Tyagi, 2015). Waste treatment within or close to urban areas is a big driver of ecosystem change and threat to freshwater and animal species.

Phenotypic evolution is accelerated in urban landscapes compared to natural or agricultural ones (Alberti *et al.*, 2017), as species adapt to novel and rapidly changing conditions. Urban ecosystems can provide insights into some aspects of climate change, cities tend to have higher temperatures because of the heat island effect, higher CO₂ levels and higher nitrogen deposition (Zhao *et al.*, 2016).

Cities and municipalities have embarked on restoration of ecosystems, such as species diversity enhancement, or conversion of sewerage treatment plants to natural systems of waste treatment, filtering and purification (Allison & Murphy, 2017). In some city-regions, tree-planting as a restoration drive is combined with social interventions to create economic opportunities and address poverty (Mugwedi *et al.*, 2017).

2.2.7.11 Cultivated areas

Cultivated systems are areas in which at least 30% of the landscape is in farmland or confined livestock production and managed for food/feed production. Globally 80% of the 1.6 billion ha of cultivated lands are rainfed; 20% occur in marginally suitable areas (FAO, 2011b). Further, 43% of cultivated lands are considered as agroforestry systems with more than 10% tree cover (Zomer *et al.*, 2016). These cultivated systems are vital for sustaining food production and meeting the food and nutritional needs of growing human populations projected to exceed 9 billion people by 2050 (FAO, 2017). The world's cultivated area has grown by 12% over the last 50 years, trebling the agricultural production (FAO, 2011b) to meet food demands.

Cultivated systems can themselves be degraded through human actions, and agriculture has the potential to have massive irreversible environmental impacts (Tilman *et*

al., 2001). The combined impact of land degradation, desertification and drought affect more than 1.5 billion people in 110 countries, 90% of whom live in low income areas (FAO, 2011b). Excessive use of fertilizers and pesticides have exacerbated land and soil degradation and erosion, although appropriate soil conservation practices that reduce erosion, such as minimum tillage, are increasingly being adopted by farmers (Derpsch *et al.*, 2010). There exist also many good examples of positive interactions between agriculture and biodiversity in agroforestry systems, species-rich meadows and other managed cultivated systems with biodiversity objectives in mind.

Land conversion of natural ecosystems to agriculture continues to be a major issue. Between 2000 and 2012 global oil palm planting area has expanded from 10 to 17 million ha (Pirker *et al.*, 2016). A new paradigm, sustainable intensification (SI), is now emerging to grow more food more intensively, based on the need for increasing productivity while increasing environmental sustainability (Biodiversity International, 2017; FAO, 2011a; Garnett *et al.*, 2013).

Globally livestock production is the largest user of agricultural land and therefore also leaves a significant imprint on the environment (FAO, 2015b). Data suggest that there are large differences between production systems and type of livestock and demonstrate the importance of grasslands as a global resource (Herrero *et al.*, 2013).

Key drivers negatively affecting cultivated areas include **climate change**: IPCC (2014) predicts that climate change will reduce agricultural production by 2% every decade while demand will increase by 14% every decade until 2050. Up to 40% of the world's land surface will develop novel climates, often with new pest and weed complexes (Lobell & Field, 2007). **Pollution**: there is evidence that the use of toxic agrochemicals and systemic pesticides, such as neonicotinoids, in cultivated systems is affecting non-agricultural lands and wild biodiversity including pollinators and other beneficial organisms (Dudley *et al.*, 2017). **Invasive alien species**: transboundary pests and diseases are resulting in total crop failure and affecting the productivity of cultivated systems. Globally, annual crop losses to plant pests are estimated to be between 20 to 40 per cent of production (FAO, 2017). These drivers will negatively impact the capacity of cultivated systems to continue to provide food and feed and to ensure the sustainability of food and nutritional security of human populations in decades to come.

2.2.7.12 Cryosphere

The Cryosphere is comprised of all locations on Earth with frozen water, including the Arctic, Antarctic, and glaciated mountain ranges within the polar regions. It stores about 70% of the world's freshwater as ice (Gleick,

1996), helps to radiate energy back out to space with its high-albedo surfaces, and is home to many extremophiles (Thomas & Dieckmann, 2002). This region contains fewer, larger, and more-complex organisms than temperate and tropical ecosystems.

The Cryosphere contains many unique ecosystems: **Ice sheets, glaciers, and ice shelves** contain all of the terrestrial, and terrestrially connected, ice on Earth. This land ice provides fresh water into adjacent ecosystems during melting events. The ice is home to extreme microbes living within thin water veins between ice grains. **Sea ice** covers portions of the Arctic and Southern Oceans, varies in extent seasonally, and provides shelter and hunting opportunities for many polar animals including polar bears, seals, penguins, and orcas. **Extreme deserts**, such as the Antarctic Dry Valleys, provide insight into the limits of life on Earth, and the types of microbial ecosystems that may be on other planets (Convey, 2006). **Sub-glacial lakes** found under ice sheets, such as Lake Vostok, Antarctica, are isolated systems where organisms have evolved independently for millions of years.

Climate change is having the greatest impacts on Arctic ecosystems, where warming has occurred at more than twice the global average during the past 50 years (Pithan & Mauritsen, 2014). Arctic land ice volume (Gardner *et al.*, 2013), supporting ice shelves of the East and West Antarctic ice sheet (Hillenbrand *et al.*, 2017; Pritchard *et al.*, 2012), snow cover duration and extent (Derksen & Brown, 2012), and sea ice thickness and extent are declining (Lindsay & Schweiger, 2015). The rapid warming is causing global sea level rise (Nerem *et al.*, 2018), poleward and upward advancement of the treeline (Harsch *et al.*, 2009), altering ranges of Arctic species including polar bears (Rode *et al.*, 2012) and caribou (Vors & Boyce, 2009), altering animal diets (Rode *et al.*, 2015), shifting predator-prey relationships due to phenological mismatches (Gilg *et al.*, 2009), changing migration patterns of many species including anadromous fish (Mundy & Evenson, 2011), and desiccating terrestrial freshwater systems (Smol & Douglas, 2007). In the Southern Hemisphere, the strongest rates of warming are occurring in the West Antarctic Peninsula causing growth rates and microbial activity to rapidly increase (Royles *et al.*, 2013). The Southern Ocean also continues to warm and freshen from increased precipitation and ice melt (Swart *et al.*, 2018).

Sea level rise and severe storms have destabilized Arctic infrastructure, disrupting the physical, social, and cultural well-being of IPLCs (Cochran *et al.*, 2013), and in some cases, forcing relocation (e.g., Alaska, (Maldonado *et al.*, 2014)). ILK has been used in conjunction with Western science to further study the impact of climate change on Polar Regions (Pearce *et al.*, 2015). Trends observed by IPLCs relate mostly to population trends such as reduced number of seals and increased population size of bears (Wong & Murphy, 2016).

There are increased economic opportunities due to the increased number of ice-free days within the Northern Sea Route (Russia) and Northwest Passage (Canada), which will increase land- and freshwater-based transportation networks in the Arctic (Khon *et al.*, 2010), bringing increased risk of ecological damage. The Arctic Council and its circumpolar indigenous participant groups work to support research and legislation aimed at resolving issues surrounding sustainable development and environmental protection, through sharing of knowledge.

2.2.7.13 Aquaculture

Aquaculture converts terrestrial, freshwater or marine areas to farming of aquatic organisms, driven by depletion and stagnation of wild fisheries and rising demand and recognition of nutritional and sustainability benefits of aquaculture (Mungkung *et al.*, 2014; Pelletier *et al.*, 2011; Troell *et al.*, 2014a; Waite *et al.*, 2014). Estimates of global area of biomes converted to aquaculture does not exist – only sporadic national statistics (Ottinger *et al.*, 2016). Freshwater fish from ponds makes up 60% of global aquaculture production, marine mussels and oysters 21%, shrimps and other crustacean from ponds 10% and marine finfish (mainly cages) 8.5% (FAO, 2018). Farmed seaweed production reached 30 million tons in 2016 (FAO, 2018). China, India and Southeast Asian countries represent 80% of global aquaculture production (FAO, 2018), followed by Bangladesh, Egypt and Norway.

Aquaculture production is projected to grow 15–37 per cent by 2030 (FAO, 2018; Kobayashi *et al.*, 2015; World Bank, 2013), led by currently dominant species and countries (FAO, 2018; Hall *et al.*, 2011). Expansion faces challenges related to environmental impacts and competition for resources, e.g., feed, freshwater and energy (Bostock *et al.*, 2010; FAO, 2018; Gephart *et al.*, 2017; Pahlow *et al.*, 2015; Troell *et al.*, 2014b). Access to space will be an issue for land and coastal farming but not for offshore ocean aquaculture (Klinger *et al.*, 2017; Oyinlola *et al.*, 2018; Troell *et al.*, 2014a).

Aquaculture is the fastest growing food sector contributing 80 million tons (53 per cent) to global food fish production (FAO, 2018). Although 600 freshwater and marine species, across multiple trophic levels and culture techniques, are farmed worldwide, about 20 species comprise 84 per cent of total aquatic animal production (FAO, 2018). The value of mariculture products reached 65 billion USD in 2013, or 43 per cent of global aquaculture (Oyinlola *et al.*, 2018).

Sustainability of culture species and systems varies widely (Gephart *et al.*, 2017; Henriksson *et al.*, 2015; Klinger & Naylor, 2012; Troell *et al.*, 2014a). Today, 70% of total animal aquaculture production relies on supplemental feed (FAO,

2018) derived from a wide variety of food quality and human inedible sources, with important repercussions on the resilience of the world's food systems (Froehlich *et al.*, 2017; Naylor *et al.*, 2009; Tacon *et al.*, 2011; Tacon & Metian, 2015; Troell *et al.*, 2014a, 2014b).

Climate change and global change, including unfavorable temperature regimes, hypoxia, sea level rise, ocean acidification, floods, diseases, parasites and harmful algal blooms and freshwater shortage (Barange *et al.*, 2018; Myers *et al.*, 2017) challenge aquaculture production. Antimicrobial use in aquaculture is also a cause of concern in relation to antimicrobial resistance (AMR) (Han *et al.*, 2017; Henriksson *et al.*, 2018; Rico *et al.*, 2012).

Aquaculture can contribute to the global sustainability goals by providing incomes and supporting food security, especially in low and medium income countries. (Béné *et al.*, 2016; FAO, 2017). Farmed fish and shellfish are high in protein and rich in micronutrients, and employment is created throughout the aquaculture value chains (Béné *et al.*, 2016; Beveridge *et al.*, 2013; Bostock *et al.*, 2010). However, corporate and community aquaculture have very different benefit sharing outcomes, particular for the poor. This requires appropriate policy development in producer countries.

2.2.7.14 Inland waters

Inland waters are permanent water bodies, including all types of lakes independent of salinity and depth, rivers, streams, ponds, water courses, cave waters). Declines in biodiversity of fresh waters are greater than those in the most affected terrestrial ecosystems (Dudgeon, 2005; Sala *et al.*, 2000). In Europe, 59% of freshwater mollusks, 40% of freshwater fishes and 23% of amphibians are threatened with extinction, due to chemical stressors, climate change and UVB radiation (IUCN, 2017). Freshwater species populations suffered an 81% decline (WWF, 2016).

Total diversity of fresh waters is far from being completely studied (Cazzolla Gatti, 2016). 115–188 new amphibian species were described annually between 2004–2016 (Amphibia Web, 2017). Since 1976 around 305 fish species have been described annually (Reid *et al.*, 2013). Lake Ohrid is a major European biodiversity hotspot, characterized by its narrow endemism, however this is under threat from a wide range of anthropogenic pressures (Kostoski *et al.*, 2010).

Flow modification is a particular risk for river ecosystems degradation. Dams change turbulent flowing waters to still, creating unfavourable conditions for specialist and endemic species and altering assemblages of taxonomic groups (Liermann *et al.*, 2012). Retention of water in dams

is as high as five times the volume of all the world's rivers (Nilsson & Berggren, 2000). 172 out of the 292 large river systems are affected by dams, with Europe having the smallest number of completely unfragmented river systems (EEA, 2015; Nilsson *et al.*, 2005). The Mekong, Congo and Amazon are the most biodiverse river basins on Earth affected by dam construction (Winemiller *et al.*, 2016).

Global environmental changes such as nitrogen deposition, climate change, shifts in precipitation and runoff patterns (Galloway *et al.*, 2004) affect inland waters, and are superimposed upon other localized threats (Dudgeon, 2005).

Biodiversity losses can affect water quality, e.g., by loss of species that remove excessive nutrients (Cardinale, 2011). Populations of different important fish species declined significantly, while introduced species transform the original fish communities (Aigo & Ladio, 2016; Gray *et al.*, 2017).

2.2.7.15 Shelf systems

Shelf systems extend from the shoreline to 200m deep, comprising 8% of the earth's surface (Kaiser *et al.*, 2011) and contribute 90% to the world's marine primary production (Longhurst *et al.*, 1995). They are influenced by adjacent terrestrial systems and watersheds; urban, aquaculture and intensively used coastal areas; and in polar regions, the cryosphere. This makes shelf ecosystems among the most vulnerable to cumulative and intensifying local to global impacts.

Shelf systems comprise several subunits: **mangrove forests** and **seagrass beds** are dominated by flowering plants adapted to saltwater. Both sequester more carbon than tropical rainforests. **Coral reefs** flourish in shallow tropical seas due to symbiosis between hard corals and intracellular dinoflagellates. Other **biogenic reef** habitats are created by e.g., tubeworms, bivalves, and sponges. The intertidal zone, comprising **rocky and sandy shores**, is controlled by physical extremes and aerial exposure in upper levels, while ecological interactions dominate at lower levels. **Macroalgal** habitats become more dominant at higher latitudes, with giant kelp reaching heights of 40 m. Submerged habitats on the shelf include rocky, cobble, sand and muddy bottoms, which determine the biological communities they support. **Deep coastal inlets and fjords** support concentrated diversity hotspots. **Polar shelves** with poorly sorted sediments especially in the Southern Ocean support unusually high biomass of heterotrophs (Gutt *et al.*, 2013). **Coastal pelagic** areas include highly productive waters where plankton are the primary and secondary producers and sustain rich fisheries yield, such as polar seas, the North Sea, Sea of Okhotsk and East China Sea.

Shallow shelf ecosystems have supported human uses for tens of thousands of years as a result of their accessibility and high productivity, for fishing, natural products, tourism and coastal development. Cumulative impacts are evident (Selig *et al.*, 2014). Global cover of mangroves (134,000 km²) has declined 37.8% (Thomas *et al.*, 2017). Shallow coral reefs have shown long-term decline (Pandolfi *et al.*, 2003) and are losing live coral cover at a rate of 4% per decade (Section 2.2.5.2.1); severe global bleaching events are increasing in frequency and intensity because of rising temperatures (Hughes *et al.*, 2018). Conditions currently unsuitable for persistence of shallow coral reefs globally are predicted to occur within the next 10–50 years at almost all reef locations globally (Beyer *et al.*, 2018; van Hooidonk *et al.*, 2016), and >33% of coral species are listed as Threatened (Carpenter *et al.*, 2008). The reef-associated fish species Living Planet Index (LPI) declined 34 per cent between 1979 and 2010 (WWF, 2015).

Drivers of shelf ecosystem decline include fishing, eutrophication, solid and liquid waste, habitat fragmentation, underwater noise from shipping and invasive species. Indirect effects of land-use change are mediated through freshwater runoff from land and in rivers. Climate change is increasingly pervasive in shelf systems (Hoegh-Guldberg *et al.*, 2014), through increasing temperature, acidification, deoxygenation and intensifying storms. They fundamentally affect species' life histories, as well as the physical structure of the coastline and shelf.

Shelf ecosystems are of great significance to IPLCs. Many coastal cultures have detailed histories and mythologies related to them (Lee, 2014), as well as centuries and even millennia-old practices and customs demonstrating intimate adaptation (Johannes, 1981). However, the commercial overexploitation and decline of many shelf ecosystems contributes to the loss of these traditions. Both IPLCs and scientists document the decline in abundance of fish species (e.g., sawfish species in Brazil) and weight of fish (e.g., goliath grouper) (Giglio *et al.*, 2015; Reis-Filho *et al.*, 2016).

Shelf ecosystems are an increasing focus for management and protection. Marine Protected Areas and sectoral tools (e.g., in fisheries, shipping, etc.) are now being integrated into novel approaches including Integrated Coastal Zone Management (Clark, 1992) and Marine Spatial Planning (Ehler & Douvère, 2009). Direct and spatially explicit conservation and protection measures are generally local, though increasingly applied at scale as countries approach 10% targets for marine area management. Improving the effectiveness of management is recognized to be equally important as area, to assure benefits accrue to users (Cinner *et al.*, 2016; Edgar *et al.*, 2014).

2.2.7.16 Surface open ocean

The surface open ocean is the shallower light-flooded layer offshore of the 200-m depth contour (**Figure 2.2.26**). It covers 65% of the earth's surface (Kaiser *et al.*, 2011), converts regionally high amounts of carbon and nutrients to biomass, and remineralizes more than 95% of this organic matter (Ducklow *et al.*, 2001). The surface open ocean and shelf ecosystems produce 50% of atmospheric oxygen (Field *et al.*, 1998) and sequester anthropogenic CO₂, which is essentially important for almost all life on Earth. This function is expected to weaken with increasing climate change. Biological processes in the surface open ocean are driven by sunlight, nutrient availability, and water mass stratification. The unit exchanges with the deep sea through downward flux of organic matter, upwelling of nutrients and vertical migration of organisms.

The surface open ocean comprises different ecosystems: **Central Oceanic Gyres** contribute to the global dispersal of heat, nutrients and organisms. They include oligotrophic 'deserts' and highly productive areas (Westberry *et al.*, 2008). **High-Nutrient Low-Chlorophyll Systems** occur in the Southern Ocean, the subarctic and equatorial Pacific Ocean, where phytoplankton growth is not limited by macronutrients (Pitchford & Brindley, 1999). **Cold and Ice-Covered Polar Seas** are driven by high seasonality and low temperatures. Their productivity supports krill (Atkinson *et al.*, 2008), which feeds penguins, seals, and whales that migrate across the oceans. **Upwelling Systems** allow high fishing yields based on high primary production (Kämpf & Chapman, 2016). **Oxygen Minimum Zones** are caused by excess carbon decomposed by bacteria with anoxic metabolism (Karstensen *et al.*, 2008; Levin, 2003).

Due to its size, the surface open ocean is still poorly characterized in spite of centuries of ocean voyages and expeditions. Its approximately 7000 species are less than in some coastal systems and the deep sea (Bucklin *et al.*, 2010). Hotspots in species richness are for example in the marginal seas of Southeast Asia and polar regions.

The surface open ocean is vulnerable to threats, including from fisheries, pollution including waste, shipping, and noise. Environmental changes have been documented in ocean circulation and chemistry, thermal stratification, composition and growth of phytoplankton (Boyce & Worm, 2015; Sarmiento *et al.*, 2004), biogeochemical cycling (Hoegh-Guldberg & Bruno, 2010; O'Brien *et al.*, 2017), and distribution of ecologically key species (e.g., Beaugrand, 2009) with effects on food webs (Knapp *et al.*, 2017; Smith *et al.*, 2008). Fishing has altered trophic relationships (Pauly *et al.*, 1998; Richardson *et al.*, 2009), the number of overexploited fish stocks, e.g., of tuna and billfish has increased over the past decades resulting in regionally declined fishing yields by 50% (Sherman & Hempel, 2009;

Worm *et al.*, 2005). Waste accumulation is documented though poorly known (Bergmann *et al.*, 2015). Extinction risk for open ocean species has been assessed for seabirds, tuna and sharks (Brooks *et al.*, 2016).

The ocean surface is sensitive to climate change, experiencing a globally averaged 0.44°C warming between 1971 and 2010 (IPCC, 2014). Ocean acidification affects not only key calcifying pelagic organisms, such as pteropods and coccolithophorids, it potentially changes the physiology of all species (e.g., Manno *et al.*, 2007).

Interactions of IPLCs with the surface open ocean includes the historic navigation of Micronesian and Polynesian seafarers (Lee, 2014) and is found in notes of captains of fishing vessels, whalers, and explorers (Holm *et al.*, 2010; Rodrigues *et al.*, 2016).

Protective management of surface open ocean systems is increasing as they become less remote with modern technology, trade and extension of governance regimes. In spite of increased pressure, the number of sustainably managed fish stocks has increased (FAO, 2014b; Marine Stewardship Council, 2016). Targeted species such as Antarctic fur seals and humpback whales are recovering (Zerbini *et al.*, 2010) and strategies to reduce by-catch by longlines and driftnets of e.g., turtles, albatrosses, and dolphins are being developed (Hall *et al.*, 2000; Kennelly, 2007). The area of ocean under protection is expanding with accelerating designation of Marine Protected Areas and development of legally binding instruments for governing the High Seas (Wright *et al.*, 2015a).

2.2.7.17 Deep sea

The deep sea is the largest and most three-dimensional habitat on Earth. It comprises the dark waters below the euphotic zone (200 m, **Figure 2.2.25**), where biological processes remineralise nutrients and sequester carbon, including of anthropogenic origin, as well as other ecologically important elements. Almost all life in the deep sea depends on climate-sensitive biological processes in the surface layer (Smith *et al.*, 2008) and in the sea ice (unit 11). Through the globally connected current system damage to deep sea ecosystems, especially by pollution, affects natural resources directly used by man.

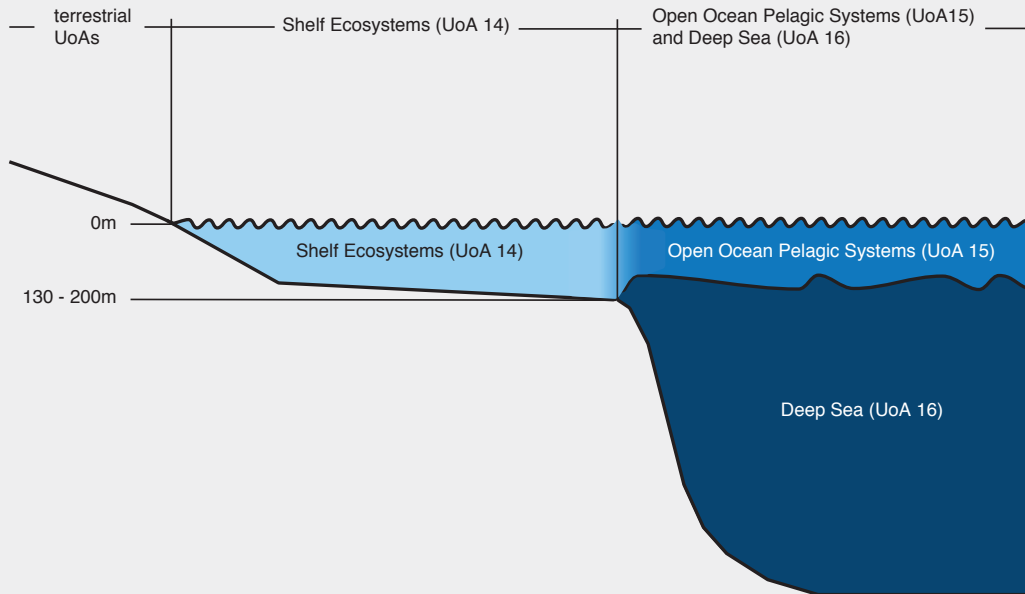
The deep sea comprises a number of components: the **Slope and Rise of Continents and Islands** from 200 to 4000 m depth, are characterized by characterized diverse environmental gradients and peak benthic species richness between 1500 and 3000 m (Ramirez-Llodra *et al.*, 2010). The **Abyssal Plain** from 4000 to 6000 m covers the largest area (more than 50% of the Earth's surface), where due to limited food availability metabolic rates and biomass

are low (Woolley *et al.*, 2016). Faunistic depth gradients are superimposed by a decrease in species richness from the equator to the poles (Ormond *et al.*, 1997). One of the most speciose bottom-dwelling animal groups are nematodes (e.g., Danovaro *et al.*, 2010), whilst bacteria perform highest biological turnover rates. The **Mid-Ocean Ridges** are created by seafloor spreading, with peaks between 5000 and 2500 m above the abyssal plains. Their complex topography and variable sediments shape seabed and pelagic assemblages (Vecchione *et al.*, 2010). **Vents and Seeps** provide energy in the form of methane and sulphides, driving chemosynthetic food webs based on specialized microorganisms (Baker *et al.*, 2010); similar communities develop on whale falls. Some vents provide clues to the deep biosphere living within deep sediments and the ocean crust (Schippers, 2016). **Seamounts** rise more than 1000 m above the surrounding seabed (Clark *et al.*, 2009), where upwelling of nutrients increases biological productivity. Their sessile benthic filter feeding biota is highly endemic (Richer de Forges *et al.*, 2000). Seamount productivity supports abundant fishes, sharks, turtles, marine mammals and seabirds. **Deep-Water Coral Reefs** create a three-dimensional habitat for a rich associated fauna without light-enhanced growth (Freiwald *et al.*, 2004). **Deep-Sea Trenches** occur between 6000 and 11,000 m depth, with a fauna low in abundance and biomass. Life in the **Deep Aphotic Pelagic Zones**, including the meso-pelagic twilight zone (200–1000m; Sutton *et al.*, 2017), and the bathyal, abyssal, and hadal zones (1000–11,000 m) mostly depends on organic matter falling from the light-flooded surface water layers. It comprises gelatinous invertebrates and midwater fish adapted to a stable environment (Ramirez-Llodra *et al.*, 2010).

The low abundance of organisms and low scientific sampling in the deep sea and an assumed high proportion of range-restricted species make species numbers hard to assess, but it is thought rival other global biodiversity hotspots (Knowlton *et al.*, 2010).

Anthropogenic damage in the deep sea is less than in shallow waters and on land but is increasing rapidly. A severe impact is bottom trawling (Clark *et al.*, 2015) on fish (e.g., grenadiers and orange roughy), resulting in rapid decline of yields of slow growing species after a short phase of overfishing and damage to unique benthic habitats, especially on seamounts. Deep-sea mining is expected to be a major threat in the near future (Jones *et al.*, 2017). Long-term effects of dumped waste, especially radioactive material and plastics is still largely unknown (Bergmann *et al.*, 2015). Due to adaptation to a stable environment most deep sea organisms are sensitive to environmental changes, especially to climate-induced shifts in energy supply, alteration of biogeochemical cycles including ocean acidification and prey-predator interactions.

A SCHEME OF MARINE UNITS OF ANALYSIS (UoA) ALONG NON-GLACIATED COASTS



B SCHEME OF UoA AROUND ANTARCTICA IN AREAS WITH ICE SHELF COAST, THE SAME APPLIES TO THE ARCTIC OCEAN FOR SEA ICE

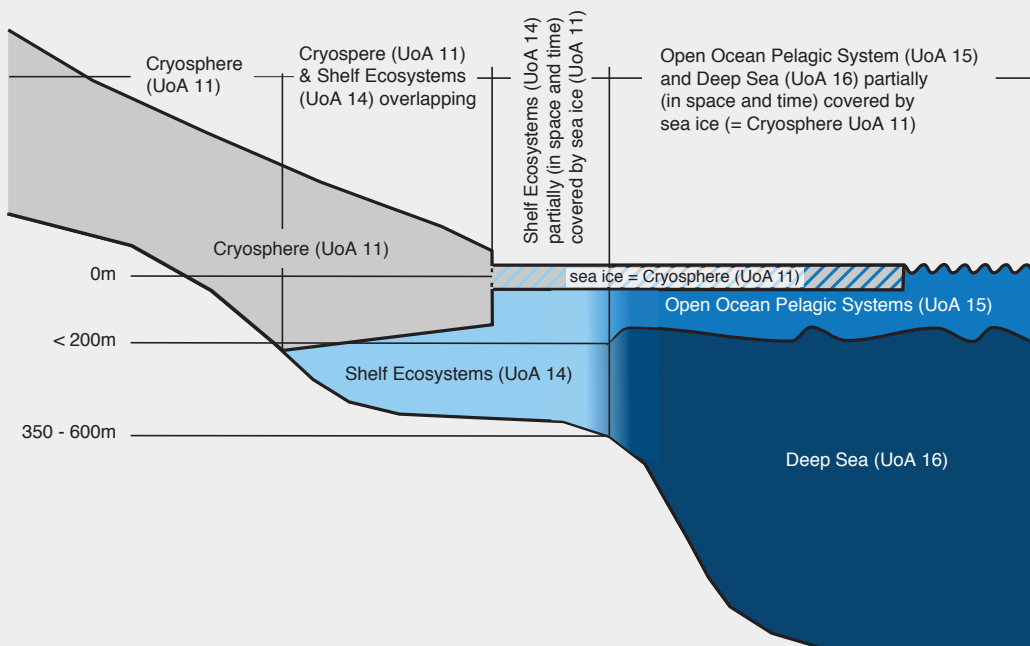


Figure 2 2 25 **A** The ocean units (14, 15 and 16) are distinguished across biological and environmental gradients rather than by discrete differences in water masses, nutrient supply, sediment characteristics, and species assemblages. The boundary between units 15 and 16 is usually denoted by the compensation depth, above which primary production happens, and set by convention at approximately 200 m depth, but this can vary over space. **B** the relationship between shelf (unit 14) and open ocean (unit 15) units and the cryosphere (unit 11) is complex, as ice layers over water and may be land-fast or free-floating. Further, the boundary between units 14 and 15/16 is at the 200-m depth contour around most continental shelves, down to 500 m in Antarctica.

Historic indigenous knowledge on deep sea organisms is common to many ancient seafaring cultures, in the form of tales of mythical bizarre creatures from an unknown world (Ellis, 2006). Conservation of deep sea habitats is still rudimentary and sectoral, but concepts for ecosystem management and Marine Protected Areas to reduce the impact of bottom trawling (Wright *et al.*, 2015b) and deep sea mining (Wedding *et al.*, 2013) exist.

2.2.7.18 Coastal areas intensively and multiply used by humans

The coastal area includes the coastal waters, the seabed, adjacent land and nested waterbodies (including freshwater). Coastal areas extend along more than 1.6 million km of coastline in a total of 123 countries (UNEP, 2006). At present a third of the world's population is living in the coastal zone and almost 40% of the world lives within 100 km of the coast (Agardy *et al.*, 2005).

Coastal areas are experiencing an intensification of multiple uses, due to human population growth, migration from inland regions, tourism and economic growth. Coastal land is used for human settlement, agriculture, trade, industry and amenities. The coastal sea is intensively used for transport, fishing, dumping, mining, and more. Furthermore, coastal areas are the “sink” for the continents; they receive and concentrate pollutants and other negative consequences of anthropogenic activities. Carbon cycling in the coastal sea that connects terrestrial with open ocean systems plays an important role in the global carbon cycles and budgets (Regnier *et al.*, 2013). Tourism is a very important driver in many regions and is responsible for a great increase of pressure in coastal areas. Continued human uses and pressures in coastal zones will have an important impact on the future evolution of the coastal ocean's carbon budget.

Coastal areas intensively and multiply used by humans is an anthrome, defined by artificial constructions linked to human settlements, industry, aquaculture, or infrastructure that transforms coastal habitats (Lazarus, 2017). These include a) coastal defences (breakwaters, groynes, and jetties), b) coastal protection (seawalls, bulkheads, and pilings), c) floating docks, e) artificial islands, f) dumping and mining areas, g) artificial structures for energy (including renewable energies) and h) port development and coastal support. Population growth, industrial and tourist development, pollution, habitat and biodiversity loss, changes in access rights, markets and technology and increasing drivers of global change are threatening the future sustainability of coastal areas. Although many of these changes occur in other ecosystems, they are particularly concentrated on the coast.

People living in the coastal areas and particularly poor coastal communities, have adapted to transformations in coastal ecosystems. But now they face an environment of increased competition from high-density and industrial uses, in which access to the resources they depend on is becoming more and more restricted. Additionally, future sea-level rise is also putting pressure on coastal areas. Coastal management needs to encompass decisions of which uses to regulate, which uses to promote, and which NCP are most important to citizens and businesses (Loomis *et al.*, 2014) to provide for sustainable use of the resources of the coastal areas, by addressing trade-offs between conflicting multiple uses.

There is an urgent need for a holistic coastal zone management approach (integrated, multiple use oriented) to provide mediation through administrative procedures, public hearings and facilitated dialogue, for stakeholders (including coastal communities and local and central governments) to be represented in negotiations. Strengthening the integration of IPLCs and ILK in multiple use planning and management in the coastal areas is essential to long-term sustainability of coastal areas (Lockie *et al.*, 2003).

REFERENCES

- Abreu, Rodolfo C. R., William A. Hoffmann, Heraldo L. Vasconcelos, Natashi A. Pilon, Davi R. Rossatto, and Giselda Durigan.** "The Biodiversity Cost of Carbon Sequestration in Tropical Savanna." *Science Advances* 3, no. 8 (August 2017): e1701284. <https://doi.org/10.1126/sciadv.1701284>
- Adams, Henry D., Charles H. Luce, David D. Breshears, Craig D. Allen, Markus Weiler, V. Cody Hale, Alistair M. S. Smith, and Travis E. Huxman.** "Ecohydrological Consequences of Drought- and Infestation- Triggered Tree Die-off: Insights and Hypotheses." *Ecohydrology* 5, no. 2 (March 1, 2012): 145–59. <https://doi.org/10.1002/eco.233>
- Admasu, T., E. Abule, and Z. K. Tessema.** "Livestock-Rangeland Management Practices and Community Perceptions towards Rangeland Degradation in South Omo Zone of Southern Ethiopia." *Livestock Research for Rural Development* 22, no. 1 (2010): 5–5.
- Agardy, Tundi, Jacqueline Alder, Paul Dayton, Sara Curran, Adrian Kitchingman, Matthew Wilson, Alessandro Catenazzi, Juan Restrepo, Charles Birkeland, and S. J. M. Blaber.** "Coastal Systems," 2005.
- Agnoletti, M., ed.** *The Conservation of Cultural Landscapes*. CABI, 2006.
- Aigo, Juana, and Ana Ladio.** "Traditional Mapuche Ecological Knowledge in Patagonia, Argentina: Fishes and Other Living Beings Inhabiting Continental Waters, as a Reflection of Processes of Change." *Journal of Ethnobiology and Ethnomedicine* 12, no. 1 (December 2016): 56. <https://doi.org/10.1186/s13002-016-0130-y>
- Aitken, Sally N., and Michael C. Whitlock.** "Assisted Gene Flow to Facilitate Local Adaptation to Climate Change." *Annual Review of Ecology, Evolution, and Systematics* 44, no. 1 (2013): 367–88. <https://doi.org/10.1146/annurev-ecolsys-110512-135747>
- Akçakaya, H. R., H. M. Pereira, G. A. Canziani, C. Mbow, A. Mori, M. G. Palomo, J. Soberón, W. Thuiller, and S. Yachi.** "Improving the Rigour and Usefulness of Scenarios and Models through Ongoing Evaluation and Refinement." In *The Methodological Assessment on Scenarios and Models of Biodiversity and Ecosystem Services*, by IPBES, edited by S. Ferrier, K. N. Ninan, P. Leadley, R. Alkemade, L. A. Acosta, H. R. Akçakaya, L. Brotons, et al. Bonn, Germany: Secretariat of the Intergovernmental Platform for Biodiversity and Ecosystem Services, 2016.
- Alberti, Marina, Cristian Correa, John M. Marzluff, Andrew P. Hendry, Eric P. Palkovacs, Kiyoko M. Gotanda, Victoria M. Hunt, Travis M. Apgar, and Yuyu Zhou.** "Global Urban Signatures of Phenotypic Change in Animal and Plant Populations." *Proceedings of the National Academy of Sciences of the United States of America* 114, no. 34 (August 2017): 8951–56. <https://doi.org/10.1073/pnas.1606034114>
- Alkemade, Rob, Mark Van Oorschot, Lera Miles, Christian Nellemann, Michel Bakkenes, and Ben Ten Brink.** "GLOBIO3: A Framework to Investigate Options for Reducing Global Terrestrial Biodiversity Loss." *Ecosystems* 12, no. 3 (April 2009): 374–90. <https://doi.org/10.1007/s10021-009-9229-5>
- Allison, S. K., and S. D. Murphy.** *Routledge Handbook of Ecological and Environmental Restoration*. Taylor & Francis, 2017. <https://books.google.de/books?id=hTgkDwAAQBAJ>
- Allkin, B., and K. Patmore.** "Navigating the Plant-Names Jungle." *WHO Uppsala Pharmacovigilance Reports* 78 (2018): 16–20.
- Allkin, Bob, K. Patmore, N. Black, A. Booker, C. Canteiro, E. Dauncey, S. Edwards, et al.** "Useful Plants - Medicines: At Least 28,187 Plant Species Are Currently Recorded as Being of Medicinal Use." In *State of the World's Plants 2017*, edited by Kathy J. Willis. London (UK): Royal Botanic Gardens, Kew, 2017.
- Alroy, John.** "Current Extinction Rates of Reptiles and Amphibians." *Proceedings of the National Academy of Sciences* 112, no. 42 (2015): 13003–8. <https://doi.org/10.1073/pnas.1508681112>
- AMAP.** *Snow, Water, Ice and Permafrost in the Arctic (SWIPA) 2017*. Oslo: AMAP, 2017.
- Amphibia Web.** "New Species," 2017. <http://amphibiaweb.org/>
- Angrenaz, Marc, Lisa Dabek, and Susan O'Neil.** "The Costs of Exclusion: Recognizing a Role for Local Communities in Biodiversity Conservation." *PLoS Biology* 5, no. 11 (October 2007): e289. <https://doi.org/10.1371/journal.pbio.0050289>
- Anderson-Teixeira, Kristina J., Stuart J. Davies, Amy C. Bennett, Erika B. Gonzalez-Akre, Helene C. Muller-Landau, S. Joseph Wright, Kamariah Abu Salim, et al.** "CTFS-ForestGEO: A Worldwide Network Monitoring Forests in an Era of Global Change." *Global Change Biology* 21, no. 2 (February 2015): 528–49. <https://doi.org/10.1111/gcb.12712>
- Angassa, A., and F. Beyene.** "Current Range Condition in Southern Ethiopia in Relation to Traditional Management Strategies: The Perceptions of Borana Pastoralists." *Tropical Grasslands* 37, no. 1 (2003): 53–59.
- Archibald, Sally, A. Carla Staver, and Simon A. Levin.** "Evolution of Human-Driven Fire Regimes in Africa." *Proceedings of the National Academy of Sciences* 109, no. 3 (2012): 847–52. <https://doi.org/10.1073/pnas.1118648109>
- Arctic Council.** Arctic Resilience Report. Edited by M. Carson and G. Peterson. Stockholm: Stockholm Environment Institute and Stockholm Resilience Centre, 2016.
- Armar-Klimesu, M.** "Urban Agriculture and Food Security, Nutrition and Health." In *Growing Cities, Growing Food: Urban Agriculture on the Policy Agenda. A Reader on Urban Agriculture*, 99–117. Feldafing: Deutsche Stiftung für Internationale Entwicklung (DSE), Zentralstelle für Ernährung und Landwirtschaft, 2000.
- Armbrust, E. Virginia.** "The Life of Diatoms in the World's Oceans." *Nature* 459, no. 7244 (May 1, 2009): 185–92. <https://doi.org/10.1038/nature08057>

Assefa, Engdawork, and Bork Hans-Rudolf. "Farmers' Perception of Land Degradation and Traditional Knowledge in Southern Ethiopia—Resilience and Stability." *Land Degradation & Development* 27, no. 6 (August 2016): 1552–61. <https://doi.org/10.1002/ldr.2364>

Aswani, S., I. Vaccaro, K. Abernethy, S. Albert, and J. F. L. de Pablo. "Can Perceptions of Environmental and Climate Change in Island Communities Assist in Adaptation Planning Locally?" *Environmental Management* 56, no. 6 (2015): 1487–1501.

Atkinson, A., V. Siegel, E.A. Pakhomov, P. Rothery, V. Loeb, R.M. Ross, L.B. Quetin, et al. "Oceanic Circumpolar Habitats of Antarctic Krill." *Marine Ecology Progress Series* 362 (2008): 1–23.

Atran, Scott, Douglas Medin, Norbert Ross, Elizabeth Lynch, Valentina Vapnarsky, Edilberto Ucan Ek, John Coley, Christopher Timura, and Michael Baran. "Folkecology, Cultural Epidemiology, and the Spirit of the Commons." *Current Anthropology* 43, no. 3 (2002): 421–50. <https://doi.org/10.1086/339528>

Aumeeruddy-Thomas and Michon. "AGROFORESTRY." In *The International Encyclopedia of Anthropology*, edited by Hilary Callan. John Wiley & Sons Ltd, 2018.

Aumeeruddy-Thomas, Y, E Taschen, and F Richard. "Taming the Black Truffle (Tuber Melanosporum). Safeguarding Mediterranean Food and Ecological Webs." In *The Mediterranean Region Under Climate Change. A Scientific Update*, 533–42. Marseille: IRD Editions and Allenvi, 2016.

Aumeeruddy-Thomas, Yildiz. "Local Representations and Management of Agroforests on the Periphery of Kerinci Seblat National Park, Sumatra, Indonesia," 1994.

Aumeeruddy-Thomas, Yildiz, Clara Therville, Cedric Lemarchand, Alban Lauriac, and Franck Richard. "Resilience of Sweet Chestnut and Truffle Holm-Oak Rural Forests in Languedoc-Roussillon, France: Roles of Social-Ecological Legacies, Domestication, and Innovations." *Ecology and Society* 17, no. 2 (2012). <https://doi.org/10.5751/ES-04750-170212>

Aung, Thiri, and Fumito Koike. "Identification of Invasion Status Using a

Habitat Invasibility Assessment Model: The Case of *Prosopis* Species in the Dry Zone of Myanmar." *Journal of Arid Environments* 120 (2015): 87–94. <https://doi.org/10.1016/j.jaridenv.2015.04.016>

Babai, D., Zsolt Molnár, and A. Filep. "Acta Universitatis Upsaliensis." In *Pioneers in European Ethnobiology*, edited by Ingvar Svanberg and Lukasz Luczaj, 219–46. Uppsala University, 2014.

Babai, Dániel, and Zsolt Molnár. "Small-Scale Traditional Management of Highly Species-Rich Grasslands in the Carpathians." *Agriculture, Ecosystems & Environment* 182 (January 2014): 123–30. <https://doi.org/10.1016/J.AGEE.2013.08.018>

Babai, Dániel, Antónia Tóth, István Szentirmai, Marianna Biró, András Máté, László Demeter, Mátyás Szépligeti, et al. "Do Conservation and Agri-Environmental Regulations Effectively Support Traditional Small-Scale Farming in East-Central European Cultural Landscapes?" *Biodiversity and Conservation* 24, no. 13 (December 2015): 3305–27. <https://doi.org/10.1007/s10531-015-0971-z>

Baccini, A., S. J. Goetz, W. S. Walker, N. T. Laporte, M. Sun, D. Sulla-Menashe, J. Hackler, et al. "Estimated Carbon Dioxide Emissions from Tropical Deforestation Improved by Carbon-Density Maps." *Nature Climate Change* 2, no. 3 (2012): 182–85. <https://doi.org/10.1038/nclimate1354>

Baccini, A., W. Walker, L. Carvalho, M. Farina, D. Sulla-Menashe, and R. A. Houghton. "Tropical Forests Are a Net Carbon Source Based on Aboveground Measurements of Gain and Loss." *Science* 358, no. 6360 (2017): 230–34. <https://doi.org/10.1126/science.aam5962>

Bagan, Hasi, and Yoshiki Yamagata. "Land-Cover Change Analysis in 50 Global Cities by Using a Combination of Landsat Data and Analysis of Grid Cells." *Environmental Research Letters* 9, no. 6 (2014): 64015. <https://doi.org/10.1088/1748-9326/9/6/064015>

Bailey, Joseph K., Jennifer A. Schweitzer, Francisco Úbeda, Julia Koricheva, Carri J. LeRoy, Michael D. Madritch, Brian J. Rehill, et al. "From Genes to Ecosystems: A Synthesis of the

Effects of Plant Genetic Factors across Levels of Organization." *Philosophical Transactions of the Royal Society B: Biological Sciences* 364, no. 1523 (2009): 1607–16. <https://doi.org/10.1098/rstb.2008.0336>

Baiser, Benjamin, Julian D. Olden, Sydne Record, Julie L. Lockwood, and Michael L. McKinney. "Pattern and Process of Biotic Homogenization in the New Pangaea." *Proceedings of The Royal Society B*, 2012. <https://doi.org/10.1098/rspb.2012.1651>

Baker, M.C., E.Z. Ramirez-Llodra, P.A. Tyler, C.R. German, A. Boetius, E.E. Cordes, N. Dubilier, et al. "Biogeography, Ecology and Vulnerability of Chemosynthetic Ecosystems in the Deep Sea." In *Life in the World's Oceans: Diversity, Distribution, and Abundance*, edited by A.D. McIntyre, 161–82. Oxford: Blackwell Publishing Ltd, 2010.

Baker, R. L. "Breeding for Disease Resistance - Some Historical Perspectives, Problems and Prospects." *Proceedings of the New Zealand Society of Animal Production* 51 (January 1991): 1–14.

Banks-Leite, Cristina, Renata Pardini, Leandro R. Tambosi, William D. Pearse, Adriana A. Bueno, Roberta T. Brusca, Thais H. Condez, et al. "Using Ecological Thresholds to Evaluate the Costs and Benefits of Set-Asides in a Biodiversity Hotspot." *Science* 345, no. 6200 (2014): 1041–45. <https://doi.org/10.1126/science.1255768>

Barange, M., T. Bahri, M. C. M. Beveridge, K. L. Cochrane, S. Funge-Smith, and F. Poulain. *Impacts of Climate Change on Fisheries and Aquaculture. Synthesis of Current Knowledge, Adaptation and Mitigation Options*. Rome: Food and Agriculture Organization of the United Nations, 2018.

Barnosky, Anthony D. "Megafauna Biomass Tradeoff as a Driver of Quaternary and Future Extinctions." *Proceedings National Academy of Science*, 2008. http://www.pnas.org/content/pnas/105/Supplement_1/11543.full.pdf

Barnosky, Anthony D., Nicholas Matzke, Susumu Tomiya, Guinevere O. U. Wogan, Brian Swartz, Tiago B. Quental, Charles Marshall, et al. "Has

the Earth's Sixth Mass Extinction Already Arrived?" *Nature* 471, no. 7336 (2011): 51–57. <https://doi.org/10.1038/nature09678>

Barredo, José I., Giovanni Caudullo, and Alessandro Dosio. "Mediterranean Habitat Loss under Future Climate Conditions: Assessing Impacts on the Natura 2000 Protected Area Network." *Applied Geography* 75, no. August (2016): 83–92. <https://doi.org/10.1016/j.apgeog.2016.08.003>

Barrios, Edmundo, Gudeta W. Sileshi, Keith Shepherd, and Fergus Sinclair. "Agroforestry and Soil Health: Linking Trees, Soil Biota and Ecosystem Services." In *Soil Ecology and Ecosystem Services*, edited by D. H. Wall, R. D. Bardgett, V. Behan-Pelletier, J. E. Herrick, T. H. Jones, K. Ritz, J. Six, D. R. Strong, and W. H. van der Putten, 315–30. Oxford, UK: Oxford University Press, 2012.

Batliori, Enric, Marc-André Parisien, Meg A. Krawchuk, and Max A. Moritz. "Climate Change-Induced Shifts in Fire for Mediterranean Ecosystems." *Global Ecology and Biogeography* 22, no. 10 (October 2013): 1118–29. <https://doi.org/10.1111/geb.12065>

Batsaikhan, Nyamsuren, Bayarbaatar Buuveibaatar, Bazaar Chimed, Oidov Enkhtuya, Davaa Galbrakh, Oyunsaikhan Ganbaatar, Badamjav Lkhagvasuren, et al. "Conserving the World's Finest Grassland amidst Ambitious National Development." *Conservation Biology* 28, no. 6 (December 2014): 1736–39. <https://doi.org/10.1111/cobi.12297>

Beaufort, Bastien. "La fabrique des plantes globales: une géographie de la mondialisation des végétaux du Nouveau Monde et particulièrement de l'Amazonie." Université Sorbonne Paris Cité, 2017. <https://tel.archives-ouvertes.fr/tel-01773066/document>

Beaugrand, Grégory. "Decadal Changes in Climate and Ecosystems in the North Atlantic Ocean and Adjacent Seas." *Deep-Sea Research Part II: Topical Studies in Oceanography* 56, no. 8–10 (2009): 656–73. <https://doi.org/10.1016/j.dsr2.2008.12.022>

Baumont, L. J., A. Pitman, S. Perkins, N. E. Zimmermann, N. G. Yoccoz, and W. Thuiller. "Impacts of Climate

Change on the World's Most Exceptional Ecoregions." *Proceedings of the National Academy of Sciences* 108, no. 6 (2011): 2306–11. <https://doi.org/10.1073/pnas.1007217108>

Bebber, Daniel P., Timothy Holmes, and Sarah J. Gurr. "The Global Spread of Crop Pests and Pathogens." *Global Ecology and Biogeography* 23, no. 12 (December 2014): 1398–1407. <https://doi.org/10.1111/geb.12214>

Beer, C., M. Reichstein, E. Tomelleri, P. Ciais, M. Jung, N. Carvalhais, C. Rodenbeck, et al. "Terrestrial Gross Carbon Dioxide Uptake: Global Distribution and Covariation with Climate." *Science* 329, no. 5993 (2010): 834–38. <https://doi.org/10.1126/science.1184984>

Berling, David J., and Colin P. Osborne. "The Origin of the Savanna Biome." *Global Change Biology* 12, no.11 (November 2006): 2023–31. <https://doi.org/10.1111/j.1365-2486.2006.01239.x>

Behmanesh, B., H. Barani, A. A. Sarvestani, M. R. Shahraki, and M. Sharafatmandrad. "Rangeland Degradation Assessment: A New Strategy Based on the Ecological Knowledge of Indigenous Pastoralists." *Solid Earth* 7, no. 2 (2016): 611–19.

Behrenfeld, Michael J., and Paul G. Falkowski. "Photosynthetic Rates Derived from Satellite-Based Chlorophyll Concentration." *Limnology and Oceanography* 42, no. 1 (January 1, 1997): 1–20. <https://doi.org/10.4319/lo.1997.42.1.0001>

Bellard, C., P. Genovesi, and J. M. Jeschke. "Global Patterns in Threats to Vertebrates by Biological Invasions." *Proceedings of the Royal Society B-Biological Sciences* 283, no. 1823 (2016). <https://doi.org/10.1098/rspb.2015.2454>

Béné, Christophe, Robert Arthur, Hannah Norbury, Edward H. Allison, Malcolm Beveridge, Simon Bush, Liam Campling, et al. "Contribution of Fisheries and Aquaculture to Food Security and Poverty Reduction: Assessing the Current Evidence." *World Development* 79 (2016): 177–96. <https://doi.org/10.1016/j.worlddev.2015.11.007>

Bennett, Nathan J., Robin Roth, Sarah C. Klain, Kai Chan, Patrick Christie, Douglas A. Clark, Georgina Cullman, et al. *Conservation Social Science: Understanding and Integrating Human Dimensions to Improve Conservation*. Vol. 205. Elsevier, 2017. <https://www.sciencedirect.com/science/article/pii/S0006320716305328>

Benson, Dennis A, Mark Cavanaugh, Karen Clark, Ilene Karsch-Mizrachi, David J Lipman, James Ostell, and Eric W Sayers. "GenBank." *Nucleic Acids Research* 41, no. Database issue (January 2013): D36–42. <https://doi.org/10.1093/nar/gks1195>

Bergmann, M., L. Gutow, and M. Klages. *Marine Anthropogenic Litter*. Springer International Publishing, 2015.

Bergstrom, Dana M., Arko Lucieer, Kate Kiefer, Jane Wasley, Lee Belbin, Tore K. Pedersen, and Steven L. Chown. "Indirect Effects of Invasive Species Removal Devastate World Heritage Island." *Journal of Applied Ecology* 46, no. 1 (2009): 73–81. <https://doi.org/10.1111/j.1365-2664.2008.01601.x>

Berkes, Fikret. "Alternatives to Conventional Management: Lessons from Small-Scale Fisheries." *Environments* 31, no. 1 (2003): 5–20.

Berkes, Fikret. "Rethinking Community-Based Conservation." *Conservation Biology* 18, no. 3 (2004): 621–30. <https://doi.org/10.1111/j.1523-1739.2004.00077.x>

Berkes, Fikret. *Sacred Ecology. Third Edition*. New York: Routledge, 2012.

Berkes, Fikret, and Mina Kislalioglu Berkes. "Ecological Complexity, Fuzzy Logic, and Holism in Indigenous Knowledge." *Futures* 41, no. 1 (2009): 6–12. <https://doi.org/10.1016/j.futures.2008.07.003>

Berkes, Fikret, Johan Colding, and Carl Folke. "Rediscovery of Traditional Ecological Management as Adaptive Management." *Ecological Applications* 10, no. 5 (2000): 1251–62.

Berkes, Fikret, Carl Folke, and Johan Colding. *Linking Social and Ecological Systems: Management Practices and Social Mechanisms for Building Resilience*. Cambridge University Press, 1998.

https://www.researchgate.net/publication/208573509_Linking_Social_and_Ecological_Systems_Management_Practices_and_Social_Mechanisms_for_Building_Resilience

Beveridge, M. C. M., S. H. Thilsted, M. J. Phillips, M. Metian, M. Troell, and S. J. Hall. “Meeting the Food and Nutrition Needs of the Poor: The Role of Fish and the Opportunities and Challenges Emerging from the Rise of Aquaculture.” *Journal of Fish Biology* 83, no. 4 (October 2013): 1067–84. <https://doi.org/10.1111/jfb.12187>

Beyer, Hawthorne L., Emma V. Kennedy, Maria Beger, Chaolun Allen Chen, Joshua E. Cinner, Emily S. Darling, C. Mark Eakin, et al. “Risk-Sensitive Planning for Conserving Coral Reefs under Rapid Climate Change.” *Conservation Letters* 11, no. 6 (November 2018): e12587. <https://doi.org/10.1111/conl.12587>

Bhagwat, SH. “Sacred Groves and Biodiversity Conservation: A Case Study from the Western Ghats, India.” In *Sacred Species and Sites: Advances in Biocultural Conservation*, edited by G. Pungetti, G. Oviedo, and D. Hooke, 322–34. Cambridge University Press, 2012.

Bhatt, Uma S, Donald A Walker, Martha K Reynolds, Peter A Bieniek, Howard E Epstein, Josefino C Comiso, Jorge E Pinzon, et al. “Changing Seasonality of Panarctic Tundra Vegetation in Relationship to Climatic Variables.” *Environmental Research Letters* 12, no. 5 (May 2017): 055003. <https://doi.org/10.1088/1748-9326/aa6b0b>

Bilegsaikhan, S.R.D., B. Mayer, and J. Neve. “The Changing Climates, Cultures and Choices of Mongolian Nomadic Pastoralists.” *Migration, Environment and Climate Change: Policy Brief Series* 3 (2017): 2.

Bingham, Heather, James A. Fitzsimons, Kent Redford, Brent A. Mitchell, Juan Bezaury-Creel, and Tracey L. Cumming. “Privately Protected Areas: Advances and Challenges in Guidance, Policy and Documentation.” *Parks* 23, no. 1 (2017): 13–28. <https://doi.org/10.2305/IUCN.CH.2017.PARKS-23-1HB.en>

Biodiversity International. *Mainstreaming Agrobiodiversity in Sustainable Food System –Scientific Contributions for an Agrobiodiversity Index*. Rome, Italy: Biodiversity International, 2017.

Biró, Marianna, János Bölöni, and Zsolt Molnár. “Use of Long-Term Data to Evaluate Loss and Endangerment Status of Natura 2000 Habitats and Effects of Protected Areas.” *Conservation Biology* 32, no. 3 (June 2018): 660–71. <https://doi.org/10.1111/cobi.13038>

Bjorkman, Anne D., Sarah C. Elmendorf, Alison L. Beamish, Mark Vellend, and Gregory H. R. Henry. “Contrasting Effects of Warming and Increased Snowfall on Arctic Tundra Plant Phenology over the Past Two Decades.” *Global Change Biology* 21, no. 12 (December 2015): 4651–61. <https://doi.org/10.1111/gcb.13051>

Blackburn, Tim M., Phillip Cassey, Richard P. Duncan, Karl L. Evans, and Kevin J. Gaston. “Avian Extinction and Mammalian Introductions on Oceanic Islands.” *Science* 305, no. 5692 (2004): 1955–58. <https://doi.org/10.1126/science.1101617>

Bland, L. M. “Global Correlates of Extinction Risk in Freshwater Crayfish.” *Animal Conservation* 20, no. 6 (December 2017): 532–42. <https://doi.org/10.1111/acv.12350>

Blondel, J. “The ‘Design’ of Mediterranean Landscapes: A Millennial Story of Humans and Ecological Systems during the Historic Period.” *Human Ecology* 34 (2006): 713–29.

Blondel, J., J. Aronson, J.-Y. Bodiou, and G. Boeuf. *The Mediterranean Region: Biological Diversity in Space and Time*. Oxford University Press, 2010.

Böhm, Monika, Ben Collen, Jonathan E. M. Baillie, Philip Bowles, Janice Chanson, Neil Cox, Geoffrey Hammerson, et al. “The Conservation Status of the World’s Reptiles.” *Biological Conservation* 157 (2013): 372–85. <https://doi.org/10.1016/j.biocon.2012.07.015>

Böhm, Monika, Rhiannon Williams, Huw R. Bramhall, Kirsten M. McMillan, Ana D. Davidson, Andrés García, Lucie M. Bland, Jon Bielby, and Ben Collen. “Correlates of Extinction Risk in Squamate Reptiles: The Relative Importance of Biology,

Geography, Threat and Range Size.” *Global Ecology and Biogeography* 25, no. 4 (April 2016): 391–405. <https://doi.org/10.1111/geb.12419>

Boivin, Nicole L., Melinda A. Zeder, Dorian Q. Fuller, Alison Crowther, Greger Larson, Jon M. Erlandson, Tim Denham, and Michael D. Petraglia. “Ecological Consequences of Human Niche Construction: Examining Long-Term Anthropogenic Shaping of Global Species Distributions.” *Proceedings of the National Academy of Sciences* 113, no. 23 (June 2016): 6388–LP–6396. <https://doi.org/10.1073/pnas.1525200113>

Bonan, Gordon B. “Forests and Climate Change: Forcings, Feedbacks, and the Climate Benefits of Forests.” *Science* 320, no. 5882 (June 2008): 1444–LP —1449.

Bond, William. “Ancient Grasslands at Risk.” *Science* 351, no. 6269 (2016): 120–22.

Bond, William J. “What Limits Trees in C4 Grasslands and Savannas?” *Annual Review of Ecology, Evolution, and Systematics* 39, no. 1 (October 2008): 641–59. <https://doi.org/10.1146/annurev.ecolsys.39.110707.173411>

Bond, William J., and Guy F. Midgley. “A Proposed CO₂-Controlled Mechanism of Woody Plant Invasion in Grasslands and Savannas.” *Global Change Biology* 6, no. 8 (December 2000): 865–69. <https://doi.org/10.1046/j.1365-2486.2000.00365.x>

Bond, William J., and Catherine L. Parr. “Beyond the Forest Edge: Ecology, Diversity and Conservation of the Grassy Biomes.” *Biological Conservation* 143, no. 10 (2010): 2395–2404. <https://doi.org/10.1016/j.biocon.2009.12.012>

Borras Jr, Saturnino M., David Suárez, and Sofia Monsalve. “The Politics of Agrofuels and Mega-Land and Water Deals: Insights from the ProCana Case, Mozambique.” *Review of African Political Economy*, 2011. <https://doi.org/10.1080/03056244.2011.582758>

Borrelli, Pasquale, David A. Robinson, Larissa R. Fleischer, Emanuele Lugato, Cristiano Ballabio, Christine Alewell, Katrin Meusburger, et al. “An Assessment of the Global Impact of 21st Century Land Use Change on Soil Erosion.”

Nature Communications 8 (2017). <https://doi.org/10.1038/s41467-017-02142-7>.

Borrini-Feyerabend, Grazia, Ashish Kothari, and Gonzalo Oviedo. *Indigenous and Local Communities and Protected Areas: Towards Equity and Enhanced Conservation: Guidance on Policy and Practice for Co-Managed Protected Areas and Community Conserved Areas*. IUCN, 2004. www.iucn.org/bookstore

Bostock, J., B. McAndrew, R. Richards, K. Jauncey, T. Telfer, K. Lorenzen, D. Little, et al. "Aquaculture: Global Status and Trends." *Philosophical Transactions of the Royal Society B: Biological Sciences* 365, no. 1554 (September 2010): 2897–2912. <https://doi.org/10.1098/rstb.2010.0170>

Both, Christiaan, Sandra Bouwhuis, C. M. Lessells, and Marcel E. Visser. "Climate Change and Population Declines in a Long-Distance Migratory Bird." *Nature* 441 (May 2006): 81.

Boucher, D., P. Elias, K. Lininger, C. May-Tobin, S. Roquemore, and E. Saxon. *The Root of the Problem: What's Driving Tropical Deforestation Today?* Cambridge: Union of Concerned Scientists, 2011. http://www.ucsusa.org/assets/documents/global_warming/UCS-RootoftheProblem_DriversofDeforestation_FullReport.pdf <https://www.cabdirect.org/cabdirect/abstract/20113229372>

Boucher, Y., M. Perrault-Hébert, R. Fournier, P. Drapeau, and I. Auger. "Cumulative Patterns of Logging and Fire (1940–2009): Consequences on the Structure of the Eastern Canadian Boreal Forest." *Landscape Ecology* 32 (2017): 361–75.

Bowen, Brian W., Luiz A. Rocha, Robert J. Toonen, and Stephen A. Karl. "The Origins of Tropical Marine Biodiversity." *Trends in Ecology & Evolution* 28, no. 6 (2013): 359–66. <https://doi.org/10.1016/j.tree.2013.01.018>

Bowler, Diana E., Lisette Buyung-Ali, Teri M. Knight, and Andrew S. Pullin. "Urban Greening to Cool Towns and Cities: A Systematic Review of the Empirical Evidence." *Landscape and Urban Planning* 97, no. 3 (2010): 147–55. <https://doi.org/10.1016/j.landurbplan.2010.05.006>

Boyce, D.G., and B. Worm. "Patterns and Ecological Implications of Historical Marine Phytoplankton Change." *Marine Ecology Progress Series* 534 (2015): 251–72.

Bradshaw, C., and I.G. Warkentin. "Global Estimates of Boreal Forest Carbon Stocks and Flux." *Global and Planetary Change* 128 (2015): 24–30.

Bradshaw, Corey J. A., Nayjot S. Sodhi, and Barry W. Brook. "Tropical Turmoil: A Biodiversity Tragedy in Progress." *Frontiers in Ecology and the Environment* 7, no. 2 (2009): 79–87. <https://doi.org/10.1890/070193>

Bradshaw, W. E., and C. M. Holzapfel. "Genetic Shift in Photoperiodic Response Correlated with Global Warming." *Proceedings of the National Academy of Sciences* 98, no. 25 (2002): 14509–11. <https://doi.org/10.1073/pnas.241391498>

Brondizio, Eduardo S., Elinor Ostrom, and Oran R. Young. "Connectivity and the Governance of Multilevel Social-Ecological Systems: The Role of Social Capital." *Annual Review of Environment and Resources* 34, no. 1 (2009): 253–78. <https://doi.org/10.1146/annurev.environ.020708.100707>

Brook, Barry W., Erle C. Ellis, Michael P. Perring, Anson W. Mackay, and Linus Blomqvist. "Does the Terrestrial Biosphere Have Planetary Tipping Points?" *Trends in Ecology and Evolution* 28, no. 7 (2013): 396–401. <https://doi.org/10.1016/j.tree.2013.01.016>

Brook, Barry W., Navjot S. Sodhi, and Peter K. L. Ng. "Catastrophic Extinctions Follow Deforestation in Singapore." *Nature* 424, no. 6947 (2003): 420–26. <https://doi.org/10.1038/nature01795>

Brooks, Thomas M., H. Resit Akçakaya, Neil D. Burgess, Stuart H. M. Butchart, Craig Hilton-Taylor, Michael Hoffmann, Diego Juffe-Bignoli, et al. "Analysing Biodiversity and Conservation Knowledge Products to Support Regional Environmental Assessments." *Scientific Data* 3 (2016): 160007. <https://doi.org/10.1038/sdata.2016.7>

Brown, James H., and Astrid Kodric-Brown. "Turnover Rates in Insular Biogeography: Effect of Immigration on Extinction." *Ecology* 58, no. 2 (March 1977): 445–49. <https://doi.org/10.2307/1935620>

Bruegger, Retta A., Odgarav Jigsuren, and Maria E. Fernández-Giménez.

"Herder Observations of Rangeland Change in Mongolia: Indicators, Causes, and Application to Community-Based Management." *Rangeland Ecology & Management* 67, no. 2 (March 2014): 119–31. <https://doi.org/10.2111/REM-D-13-00124.1>

Brummitt, Neil A., Steven P. Bachman, Janine Griffiths-Lee, Maiko Lutz, Justin F. Moat, Aljos Farjon, John S. Donaldson, et al. "Green Plants in the Red: A Baseline Global Assessment for the IUCN Sampled Red List Index for Plants." *PLOS ONE* 10, no. 8 (August 2015): e0135152. <https://doi.org/10.1371/journal.pone.0135152>

Buckland, Stephen T., Janine B. Illian, Angelika C. Studeny, Stuart E. Newson, and Anne E. Magurran. "The Geometric Mean of Relative Abundance Indices: A Biodiversity Measure with a Difference." *Ecosphere* 2, no. 9 (2011): art100. <https://doi.org/10.1890/es11-00186.1>

Bucklin, A., S. Nishida, S. Schnack-Schiel, P.H. Wiebe, D. Lindsay, R.J. Machida, and N.J. Copley. "A Census of Zooplankton of the Global Ocean." In *Life in the World's Oceans: Diversity, Distribution, and Abundance*, edited by A.D. McIntyre, 247–65. Oxford: Blackwell Publishing Ltd, 2010.

Bugalho, M.N., M.C. Caldeira, J.S. Pereira, J. Aronson, and J.G. Pausas. "Mediterranean Cork Oak Savannas Require Human Use to Sustain Biodiversity and Ecosystem Services." *Frontiers in Ecology and Environment* 9 (2011): 278–86.

Buitenwerf, Robert, Laura Rose, and Steven I. Higgins. "Three Decades of Multi-Dimensional Change in Global Leaf Phenology." *Nature Climate Change* 5, no. 4 (April 2015): 364–68. <https://doi.org/10.1038/nclimate2533>

Bunce, M., T. H. Worthy, M. J. Phillips, R. N. Holdaway, E. Willerslev, J. Haile, B. Shapiro, et al. "The Evolutionary History of the Extinct Ratite Moa and New Zealand Neogene Paleogeography." *Proceedings of the National Academy of Sciences* 106, no. 49 (December 2009): 20646-LP-20651. <https://doi.org/10.1073/pnas.0906660106>

Bunce, Michael, Marta Szulkin, Heather R. L. Lerner, Ian Barnes, Beth Shapiro, Alan Cooper, and Richard N. Holdaway.

"Ancient DNA Provides New Insights into the Evolutionary History of New Zealand's Extinct Giant Eagle." *PLOS Biology* 3, no. 1 (January 2005): e9.

Burgess, N. D., T. M. Butynski, N. J. Cordeiro, N. H. Daggart, J. Fjeldså, K. M. Howell, F. B. Kilahama, et al.

"The Biological Importance of the Eastern Arc Mountains of Tanzania and Kenya." *Biological Conservation* 134, no. 2 (2007): 209–31. <https://doi.org/10.1016/j.biocon.2006.08.015>

Butchart, S. H. M., A. J. Stattersfield, J. Baillie, L. A. Bennun, S. N. Stuart, H. R. Akçakaya, C. Hilton-Taylor, and G. M. Mace. "Using Red List Indices to Measure Progress towards the 2010 Target and Beyond." *Philosophical Transactions of the Royal Society B: Biological Sciences* 360, no. 1454 (2005): 255–68. <https://doi.org/10.1098/rstb.2004.1583>

Butchart, Stuart H. M., H. Resit Akçakaya, Janice Chanson, Jonathan E. M. Baillie, Ben Collen, Suhel Quader, Will R. Turner, Rajan Amin, Simon N. Stuart, and Craig Hilton-Taylor. "Improvements to the Red List Index." *PLoS ONE* 2, no. 1 (2007): e140. <https://doi.org/10.1371/journal.pone.0000140>

Butchart, Stuart H. M., Jonathan E. M. Baillie, Anna M. Chenery, Ben Collen, Richard D. Gregory, Carmen Revenga, and Matt Walpole. "National Indicators Show Biodiversity Progress Response." *Science* 329, no. 5994 (2010): 900–901. <https://doi.org/10.1126/science.329.5994.900-c>

Butchart, Stuart H. M., Alison J. Stattersfield, and Nigel J. Collar. "How Many Bird Extinctions Have We Prevented?" *Oryx* 40, no. 3 (2006): 266–78. <https://doi.org/10.1017/S0030605306000950>

Cael, B. B., Kelsey Bisson, and J. Follows Michael. "How Have Recent Temperature Changes Affected the Efficiency of Ocean Biological Carbon Export?" *Limnology and Oceanography Letters* 2, no. 4 (May 2017): 113–18. <https://doi.org/10.1002/lol2.10042>

CAFF. "Arctic Biodiversity Assessment. Status and Trends in Arctic Biodiversity."

Conservation of Arctic Flora and Fauna International Secretariat, 2013. <http://www.abds.is/>

Caley, M. Julian, Rebecca Fisher, and Kerrie Mengersen. "Global Species Richness Estimates Have Not Converged." *Trends in Ecology & Evolution* 29, no. 4 (2014): 187–88. <https://doi.org/10.1016/j.tree.2014.02.002>

Cálix, M., K. N. A. Alexander, A. Nieto, B. Dodelin, F. Soldati, D. Telnov, X. Vazquez-Albalade, O. Aleksandrowicz, P. Audisio, and P. Istrate. "European Red List of Saproxylous Beetles." *IUCN, Brussels*, 2018.

Calvo-Iglesias, M. Silvia, Rafael Crecente-Maseda, and Urbano Fra-Paleo. "Exploring Farmer's Knowledge as a Source of Information on Past and Present Cultural Landscapes: A Case Study from NW Spain." *Landscape and Urban Planning* 78, no. 4 (2006): 334–43. <https://doi.org/10.1016/j.landurbplan.2005.11.003>

Campbell, J.E., D.B. Lobell, R.C. Genova, and C.B. Field. "The Global Potential of Bioenergy on Abandoned Agriculture Lands." *Environmental Science & Technology* 42, no. 15 (2008): 5791–94.

Cardillo, Marcel, Georgina M. Mace, Kate E. Jones, Jon Bielby, Olaf R. P. Bininda-Emonds, Wes Sechrest, C. David L. Orme, and Andy Purvis. "Multiple Causes of High Extinction Risk in Large Mammal Species." *Science* 309, no. 5738 (August 2005): 1239-LP-1241.

Cardinale, Bradley J. "Biodiversity Improves Water Quality through Niche Partitioning." *Nature* 472, no. 7341 (2011): 86–89.

Cardinale, Bradley J., J. Emmett Duffy, Andrew Gonzalez, David U. Hooper, Charles Perrings, Patrick Venail, Anita Narwani, et al. "Biodiversity Loss and Its Impact on Humanity." *Nature* 486, no. 7401 (June 2012): 59–67. <https://doi.org/10.1038/nature11148>

Cardinale, Bradley J., Andrew Gonzalez, Ginger R. H. Allington, and Michel Loreau. "Is Local Biodiversity Declining or Not? A Summary of the Debate over Analysis of Species Richness Time Trends." *Biological Conservation* 219 (March 2018): 175–83. <https://doi.org/10.1016/j.biocon.2017.12.021>

Carlson, Stephanie M., Curry J. Cunningham, and Peter A. H. Westley. *Evolutionary Rescue in a Changing World*. Vol. 29. 9, 2014.

Carpenter, Kent E., Muhammad Abrar, Greta Aeby, Richard B. Aronson, Stuart Banks, Andrew Bruckner, Angel Chiriboga, et al. "One-Third of Reef-Building Corals Face Elevated Extinction Risk from Climate Change and Local Impacts." *Science (New York, N.Y.)* 321, no. 5888 (July 2008): 560–63. <https://doi.org/10.1126/science.1159196>

Carr, Liam M., and William D. Heyman. "It's About Seeing What's Actually Out There': Quantifying Fishers' Ecological Knowledge and Biases in a Small-Scale Commercial Fishery as a Path toward Co-Management." *Ocean & Coastal Management* 69 (2012): 118–32. <https://doi.org/10.1016/j.ocecoaman.2012.07.018>

Carrière, Yves, David W. Crowder, and Bruce E. Tabashnik. "Evolutionary Ecology of Insect Adaptation to Bt Crops." *Evolutionary Applications* 3, no. 5-6 (September 2010): 561–73. <https://doi.org/10.1111/j.1752-4571.2010.00129.x>

Carroll, Scott P., Peter Søgaard Jørgensen, Michael T. Kinnison, Carl T. Bergstrom, R. Ford Denison, Peter Gluckman, Thomas B. Smith, Sharon Y. Strauss, and Bruce E. Tabashnik. "Applying Evolutionary Biology to Address Global Challenges." *Science* 346, no. 6207 (2014). <https://doi.org/10.1126/science.1245993>

Carvalho, Gastón O., and Sergio A. Castro. "Invasions but Not Extinctions Change Phylogenetic Diversity of Angiosperm Assemblage on Southeastern Pacific Oceanic Islands." *PLOS ONE* 12, no. 8 (2017): 1–16. <https://doi.org/10.1371/journal.pone.0182105>

Casimir, Michael J. "Of Lions, Herders and Conservationists: Brief Notes on the Gir Forest National Park in Gujarat (Western India)." *Nomadic Peoples* 5, no. 2 (2001): 154–62.

Castañeda-Álvarez, Nora P., Colin K. Khoury, Harold A. Achicanoy, Vivian Bernau, Hannes Dempewolf, Ruth J. Eastwood, Luigi Guarino, et al. "Global Conservation Priorities for Crop Wild

Relatives" 2, no. April (2016): 1–6. <https://doi.org/10.1038/nplants.2016.22>

Catalan, Jordi, Josep M. Ninot, and M. Mercè Aniz. *High Mountain Conservation in a Changing World*. Springer Open, 2017.

Cazzolla Gatti, Roberto. "Freshwater Biodiversity: A Review of Local and Global Threats." *International Journal of Environmental Studies* 73, no. 6 (November 1, 2016): 887–904. <https://doi.org/10.1080/00207233.2016.1204133>

CBD. "Cartagena Protocol on Biosafety." Montreal: Convention on Biological Diversity, 2000. <https://bch.cbd.int/protocol/>

Ceașu, Silvia, Max Hofmann, Laetitia M. Navarro, Steve Carver, Peter H. Verburg, and Henrique M. Pereira. "Mapping Opportunities and Challenges for Rewilding in Europe." *Conservation Biology* 29, no. 4 (August 2015): 1017–27. <https://doi.org/10.1111/cobi.12533>

Ceballos, G., P. R. Ehrlich, A. D. Barnosky, A. Garcia, R. M. Pringle, and T. M. Palmer. "Accelerated Modern Human-Induced Species Losses: Entering the Sixth Mass Extinction." *Science Advances* 1, no. 5 (June 2015): e1400253–e1400253. <https://doi.org/10.1126/sciadv.1400253>

Ceballos, Gerardo, Ana Davidson, Rurik List, Jesús Pacheco, Patricia Manzano-Fischer, Georgina Santos-Barrera, and Juan Cruzado. "Rapid Decline of a Grassland System and Its Ecological and Conservation Implications." *PLOS ONE* 5, no. 1 (January 6, 2010): e8562. <https://doi.org/10.1371/journal.pone.0008562>

Ceballos, Gerardo, Paul R. Ehrlich, and Rodolfo Dirzo. "Biological Annihilation via the Ongoing Sixth Mass Extinction Signaled by Vertebrate Population Losses and Declines." *Proceedings of the National Academy of Sciences*, 2017. <https://doi.org/10.1073/pnas.1704949114>

Chan, Kai M. A., Patricia Balvanera, Karina Benessaiah, Mollie Chapman, Sandra Díaz, Erik Gómez-Baggethun, Rachelle Gould, et al. "Why Protect Nature? Rethinking Values and the Environment." *Proceedings of the National Academy of Sciences* 113, no. 6 (February 9, 2016): 1462–65. <https://doi.org/10.1073/pnas.1525002113>

Chapman, Arthur D. *Numbers of Living Species in Australia and the World. 2nd Edition*. Canberra, Australia: Australian Biological Resources Study (ABRS), 2009. <https://www.environment.gov.au/system/files/pages/2ee3f4a1-f130-465b-9c7a-79373680a067/files/nlsaw-2nd-complete.pdf>

Charru, M., I. Seynave, F. Morneau, and J.D. Bontemps. "Recent Changes in Forest Productivity: An Analysis of National Forest Inventory Data for Common Beech (*Fagus Sylvatica* L.) in North-Eastern France." *Forest Ecology and Management* 260, no. 5 (2010): 864–74.

Chen, J. L., C. R. Wilson, and B. D. Tapley. "The 2009 Exceptional Amazon Flood and Interannual Terrestrial Water Storage Change Observed by GRACE." *Water Resources Research* 46, no. 12 (2010): n/a–n/a. <https://doi.org/10.1029/2010WR009383>

Chen, X., J. Bai, X. Li, G. Luo, J. Li, and B.L. Li. "Changes in Land Use/Land Cover and Ecosystem Services in Central Asia during 1990–2009." *Current Opinion in Environmental Sustainability* 5 (2013): 116–27.

Cheptou, P. O., A. L. Hargreaves, D. Bonte, and H. Jacquemyn. "Adaptation to Fragmentation: Evolutionary Dynamics Driven by Human Influences (Vol 372, 20160037, 2016)." *Philosophical Transactions of the Royal Society B-Biological Sciences* 372, no. 1717 (2017). <https://doi.org/10.1098/Rstb.2016.0541>

Chettri, N., B. Shakya, R. Lepcha, R. Chettri, K.R. Rai, and E. Sharma. "Understanding the Linkages: Climate Change and Biodiversity in the Kangchenjunga Landscape." In *Climate Change in Sikkim: Pattern, Impacts and Initiatives*, edited by M. L. Arrawatia and S. Tambe, 165–82, 2012.

Chisholm, Ryan A., Richard Condit, K. Abd. Rahman, Patrick J. Baker, Sarayudh Bunyavejchewin, Yu-Yun Chen, George Chuyong, et al. "Temporal Variability of Forest Communities: Empirical Estimates of Population Change in 4000 Tree Species." *Ecology Letters* 17, no. 7 (July 1, 2014): 855–65. <https://doi.org/10.1111/ele.12296>

Christanty, L., O. S. Abdoellah, G. G. Marten, and J. Iskandar. *Traditional Agroforestry in West Java: The Pekarangan (Homegarden) and Kebun-Talun (Annual-Perennial Rotation) Cropping Systems. Traditional Agriculture in Southeast Asia: A Human Ecology Perspective*, 1986.

Christensen, Villy, Marta Coll, Chiara Piroddi, Jeroen Steenbeek, Joe Buszowski, and Daniel Pauly. "A Century of Fish Biomass Decline in the Ocean." *Marine Ecology Progress Series* 512 (2014): 155–66. <https://doi.org/10.3354/meps10946>

Cinner, Joshua E., Cindy Huchery, M. Aaron MacNeil, Nicholas A. J. Graham, Tim R. McClanahan, Joseph Maina, Eva Maire, et al. "Bright Spots among the World's Coral Reefs." *Nature* 535, no. 7612 (2016): 416–19. <https://doi.org/10.1038/nature18607>

Clark, J.R. *Integrated Management of the Coastal Zone*. Technical Paper 327. Rome, Italy: Food and Agriculture Organisation (FAO), 1992.

Clark, Malcolm R., Franziska Althaus, Thomas A. Schlacher, Alan Williams, David A. Bowden, and Ashley A. Rowden. "The Impacts of Deep-Sea Fisheries on Benthic Communities: A Review." *ICES Journal of Marine Science* 73, no. suppl_1 (August 10, 2015): i51–69. <https://doi.org/10.1093/icesjms/fsv123>

Clark, Malcolm R., Ashley A. Rowden, Thomas Schlacher, Alan Williams, Mireille Consalvey, Karen I. Stocks, Alex D. Rogers, et al. "The Ecology of Seamounts: Structure, Function, and Human Impacts." *Annual Review of Marine Science* 2, no. 1 (December 2009): 253–78. <https://doi.org/10.1146/annurev-marine-120308-081109>

Clausnitzer, Viola, Vincent J. Kalkman, Mala Ram, Ben Collen, Jonathan E. M. Baillie, Matjaž Bedjanič, William R. T. Darwall, et al. "Odonata Enter the Biodiversity Crisis Debate: The First Global Assessment of an Insect Group." *Biological Conservation* 142, no. 8 (August 2009): 1864–69. <https://doi.org/10.1016/j.biocon.2009.03.028>

- Clemmensen, K. E., A. Bahr, O. Ovaskainen, A. Dahlberg, A. Ekblad, H. Wallander, J. Stenlid, R. D. Finlay, D. A. Wardle, and B. D. Lindahl.** "Roots and Associated Fungi Drive Long-Term Carbon Sequestration in Boreal Forest." *Science* 339, no. 6127 (March 2013): 1615–LP-1618. <https://doi.org/10.1126/science.1231923>
- Cochran, Patricia, Orville H. Huntington, Caleb Pungowiyi, Stanley Tom, F. Stuart Chapin III, Henry P. Huntington, Nancy G. Maynard, and Sarah F. Trainor.** "Indigenous Frameworks for Observing and Responding to Climate Change in Alaska." *Climatic Change* 120, no. 2 (2013): 557–67. <https://doi.org/10.1007/s10584-014-1187-z>
- Colding, J., and C. Folke.** "The Relations Among Threatened Species, Their Protection, and Taboos." *Conservation Ecology* 1, no. 1 (1997): 6.
- Colding, J., and C. Folke.** "Social Taboos: 'Invisible' Systems of Local Resource Management and Biological Conservation." *Ecological Applications* 11, no. 2 (April 2001): 584. <https://doi.org/10.2307/3060911>
- Collen, Ben, Felix Whitton, Ellie E. Dyer, Jonathan E. M. Baillie, Neil Cumberlidge, William R. T. Darwall, Caroline Pollock, Nadia I. Richman, Anne Marie Soulsby, and Monika Böhm.** "Global Patterns of Freshwater Species Diversity, Threat and Endemism." *Global Ecology and Biogeography* 23, no. 1 (2014): 40–51. <https://doi.org/10.1111/geb.12096>
- Convey, Peter.** "Roberto Bargagli, Ecological Studies 175: Antarctic Ecosystems – Environmental Contamination, Climate Change and Human Impact." *Journal of Paleolimnology* 36, no. 2 (August 1, 2006): 223–24. <https://doi.org/10.1007/s10933-005-5267-y>
- Coomes, Oliver T, Shawn J. McGuire, Eric Garine, Sophie Caillon, Doyle McKey, Elise Demoulenaere, Devra Jarvis, et al.** "Farmer Seed Networks Make a Limited Contribution to Agriculture? Four Common Misconceptions." *Food Policy* 56 (2015): 41–50. <https://doi.org/10.1016/j.foodpol.2015.07.008>
- Cooper, Natalie, Jon Bielby, Gavin H. Thomas, and Andy Purvis.** "Macroecology and Extinction Risk Correlates of Frogs." *Global Ecology and Biogeography* 17, no. 2 (March 2008): 211–21. <https://doi.org/10.1111/j.1466-8238.2007.00355.x>
- Corlett, Richard T., and David A. Westcott.** "Will Plant Movements Keep up with Climate Change?" *Trends in Ecology & Evolution* 28, no. 8 (2013): 482–88. <https://doi.org/10.1016/j.tree.2013.04.003>
- Coronato, F., F.S.A. Enzo, and J. Tourrand.** "Rethinking the Role of Sheep in the Local Development of Patagonia, Argentina." *Revue d'élevage et de Médecine Vétérinaire Des Pays Tropicaux* 68 (2016): 129.
- Corrigan, Colleen, Heather Bingham, N. Pathak Broome, Terence Hay-Edie, Glaiza Tabanao, and Naomi Kingston.** "Documenting Local Contributions to Earth's Biodiversity Heritage: The Global Registry." *PARKS* 22, no. 2 (2016): 55. <https://doi.org/10.2305/IUCN.CH.2016.PARKS-22-2CC.en>
- Corrigan, Colleen, Catherine J. Robinson, Neil D. Burgess, Naomi Kingston, and Marc Hockings.** "Global Review of Social Indicators Used in Protected Area Management Evaluation." *Conservation Letters* 11, no. 2 (March 2018): e12397. <https://doi.org/10.1111/conl.12397>
- Cortes Sánchez-Mata, María de, and Javier Tardío.** *Mediterranean Wild Edible Plants: Ethnobotany and Food Composition Tables*. Springer, 2016.
- Costanza, Robert, Rudolf de Groot, Paul Sutton, Sander van der Ploeg, Sharolyn J. Anderson, Ida Kubiszewski, Stephen Farber, and R. Kerry Turner.** "Changes in the Global Value of Ecosystem Services." *Global Environmental Change* 26 (May 1, 2014): 152–58. <https://doi.org/10.1016/j.gloenvcha.2014.04.002>
- Costello, Mark John, Simon Claus, Stefanie Dekeyzer, Leen Vandepitte, Éamonn Ó Tuama, Dan Lear, and Harvey Tyler-Walters.** "Biological and Ecological Traits of Marine Species." *PeerJ* 3 (2015): e1201. <https://doi.org/10.7717/peerj.1201>
- Costello, Mark John, Marta Coll, Roberto Danovaro, Pat Halpin, Henn Ojaveer, and Patricia Miloslavich.** "A Census of Marine Biodiversity Knowledge, Resources, and Future Challenges." *PLoS ONE* 5, no. 8 (August 2010): e12110. <https://doi.org/10.1371/journal.pone.0012110>
- Courchamp, Franck, Jean-Louis Chapuis, and Michel Pascal.** "Mammal Invaders on Islands: Impact, Control and Control Impact." *Biological Reviews* 78, no. 3 (2003): 347–83. <https://doi.org/10.1017/S1464793102006061>
- Courchamp, Franck, Benjamin D. Hoffmann, James C. Russell, Camille Leclerc, and Céline Bellard.** *Climate Change, Sea-Level Rise, and Conservation: Keeping Island Biodiversity Afloat*. Vol. 29. 3, 2014.
- Coyle, K.** *Environmental Literacy in America. What Ten Years of NEETF/Roper Research and Related Studies Say about Environmental Literacy in the US*. Washington D.C: The National Environmental Education and Training Foundation, 2005.
- Crisp, M. D., S. Laffan, H. P. Linder, and A. Monro.** "Endemism in the Australian Flora." *Journal of Biogeography* 28, no. 2 (February 2001): 183–98. <https://doi.org/10.1046/j.1365-2699.2001.00524.x>
- Crowther, T. W., H. B. Glick, K. R. Covey, C. Bettigole, D. S. Maynard, S. M. Thomas, J. R. Smith, et al.** "Mapping Tree Density at a Global Scale." *Nature* 525 (September 2015): 201.
- Crutzen, Paul J.** "Geology of Mankind." *Nature* 415, no. 6867 (2002): 23–23. <https://doi.org/10.1038/415023a>
- Cuerrier, A., N. J. Turner, T. C. Gomes, A. Garibaldi, and A. Downing.** "Cultural Keystone Places: Conservation and Restoration in Cultural Landscapes." *Journal of Ethnobiology* 35, no. 3 (2015): 427–48. <https://doi.org/10.2993/0278-0771-35.3.427>
- Dallman, P. R.** *Plant Life in the World's Mediterranean Climates: California, Chile, South Africa, Australia, and the Mediterranean Basin*. Plant Life in the World's Mediterranean Climates: California, Chile, South Africa, Australia, and the Mediterranean Basin. California Native Plant Society, 1998. https://books.google.de/books?id=nJ_NAVu56FUC

Danielsen, F., K. Pirhofer-Walzl, T. P. Adrian, D. R. Kapijimpanga, N. D. Burgess, P. M. Jensen, R. Bonney, et al. "Linking Public Participation in Scientific Research to the Indicators and Needs of International Environmental Agreements." *Conservation Letters* 7 (2014): 12–24. <https://doi.org/10.1111/conl.12024>

Danovaro, Roberto, Joan Batista Company, Cinzia Corinaldesi, Gianfranco D'Onghia, Bella Galil, Cristina Gambi, Andrew J. Gooday, et al. "Deep-Sea Biodiversity in the Mediterranean Sea: The Known, the Unknown, and the Unknowable." *PLOS ONE* 5, no. 8 (August 2, 2010): e11832. <https://doi.org/10.1371/journal.pone.0011832>

D'Antonio, Carla M., and Peter M. Vitousek. "Biological Invasions by Exotic Grasses, the Grass/Fire Cycle, and Global Change." *Annual Review of Ecology and Systematics* 23, no. 1 (November 1992): 63–87. <https://doi.org/10.1146/annurev.es.23.110192.000431>

Darimont, Chris T., Stephanie M. Carlson, Michael T. Kinnison, Paul C. Paquet, Thomas E. Reimchen, and Christopher C. Wilmers. "Human Predators Outpace Other Agents of Trait Change in the Wild." *Proceedings of the National Academy of Sciences of the United States of America* 106, no. 3 (January 2009): 952–54. <https://doi.org/10.1073/pnas.0809235106>

Davidson, Ana D., Marcus J. Hamilton, Alison G. Boyer, James H. Brown, and Gerardo Ceballos. "Multiple Ecological Pathways to Extinction in Mammals." *Proceedings of the National Academy of Sciences of the United States of America* 106, no. 26 (June 2009): 10702–5. <https://doi.org/10.1073/pnas.0901956106>

Davidson, Eric a, Alessandro C. de Araújo, Paulo Artaxo, Jennifer K. Balch, I. Foster Brown, Mercedes M. C. Bustamante, Michael T. Coe, et al. "The Amazon Basin in Transition." *Nature* 481, no. 7381 (2012): 321–28. <https://doi.org/10.1038/nature10717>

Davidson, N. C., E. Fluet-Chouinard, and C. M. Finlayson. "Global Extent and Distribution of Wetlands: Trends and Issues." *Marine and Freshwater Research* 69, no. 4 (2018): 620–27.

Davidson, Nick C. "How Much Wetland Has the World Lost? Long-Term and Recent Trends in Global Wetland Area." *Marine and Freshwater Research* 65, no. 10 (2014): 934–41. <https://doi.org/10.1071/MF14173>

Davidson-Hunt, I. J. "Indigenous Lands Management, Cultural Landscapes and Anishinaabe People of Shoal Lake, Northwestern Ontario, Canada." *Environments* 31, no. 1 (2003): 21–42.

De Bello, Francesco, Sandra Lavorel, Sandra Díaz, Richard Harrington, Johannes H. C. Cornelissen, Richard D. Bardgett, Matty P. Berg, et al. "Towards an Assessment of Multiple Ecosystem Processes and Services via Functional Traits." *Biodivers Conserv* 19 (2010): 2873–93. <https://doi.org/10.1007/s10531-010-9850-9>

De Palma, Adriana, Andrew Hoskins, Ricardo E. Gonzalez, Tim Newbold, Katia Sanchez-Ortiz, Simon Ferrier, and Andy Purvis. "Changes in the Biodiversity Intactness Index in Tropical and Subtropical Forest Biomes, 2001-2012." *BioRxiv*, 2018. <http://biorxiv.org/content/early/2018/04/30/311688.abstract>

De Palma, Adriana, Michael Kuhlmann, Stuart P. M. Roberts, Simon G. Potts, Luca Börger, Lawrence N. Hudson, Igor Lyсенko, Tim Newbold, and Andy Purvis. "Ecological Traits Affect the Sensitivity of Bees to Land-Use Pressures in European Agricultural Landscapes." *Journal of Applied Ecology* 52, no. 6 (2015): 1567–77. <https://doi.org/10.1111/1365-2664.12524>

DeFries, Ruth S., Thomas Rudel, Maria Uriarte, and Matthew Hansen. "Deforestation Driven by Urban Population Growth and Agricultural Trade in the Twenty-First Century." *Nature Geoscience* 3, no. 3 (2010): 178–81. <https://doi.org/10.1038/ngeo756>

Derksen, C., and R. Brown. "Spring Snow Cover Extent Reductions in the 2008–2012 Period Exceeding Climate Model Projections." *Geophysical Research Letters* 39, no. 19 (October 2012). <https://doi.org/10.1029/2012GL053387>

Derpsch, Rolf, Theodor Friedrich, Amir Kassam, Li Hongwen, Rolf Derpsch, and Freelance Consultant. "Current Status of Adoption of No-till Farming in the

World and Some of Its Main Benefits" 3, no. 1 (2010): 1–25. <https://doi.org/10.3965/j.issn.1934-6344.2010.01.001-025>

Descola, Philippe. *Beyond Nature and Culture*. Chicago: The University of Chicago Press, 2013.

Descola, Philippe, and Gisli Palsson. *Nature and Society: Anthropological Perspectives*, 1996. <https://doi.org/10.1163/156854289X00453>

Diamond, Jared M. "Biogeographic Kinetics: Estimation of Relaxation Times for Avifaunas of Southwest Pacific Islands (Immigration/Extinction/Birds/Tropical Rainforest/Conservation)" 69, no. 11 (1972): 3199–3203.

Diaz, S., and M. Cabido. "Vive La Difference: Plant Functional Diversity Matters to Ecosystem Processes." *Trends in Ecology & Evolution* 16, no. 11 (2001): 646–55. [https://doi.org/10.1016/s0169-5347\(01\)02283-2](https://doi.org/10.1016/s0169-5347(01)02283-2)

Díaz, Sandra, Andy Purvis, Johannes H. C. Cornelissen, Georgina M. Mace, Michael J. Donoghue, Robert M. Ewers, Pedro Jordano, and William D. Pearse. "Functional Traits, the Phylogeny of Function, and Ecosystem Service Vulnerability." *Ecology and Evolution* 3, no. 9 (2013): 2958–75. <https://doi.org/10.1002/ece3.601>

Díaz, Sandra, Sebsebe Demissew, Julia Carabias, Carlos Joly, Mark Lonsdale, Neville Ash, Anne Larigauderie, et al. "The IPBES Conceptual Framework - Connecting Nature and People." *Current Opinion in Environmental Sustainability* 14 (2015): 1–16. <https://doi.org/10.1016/j.cosust.2014.11.002>

Diaz, Sandra, Joseph Fargione, F. Stuart Chapin, and David Tilman. "Biodiversity Loss Threatens Human Well-Being." *PLoS Biology* 4, no. 8 (2006): 1300–1305. <https://doi.org/10.1371/journal.pbio.0040277>

Díaz, Sandra, Unai Pascual, Marie Stenseke, Berta Martín-López, Robert T Watson, Zsolt Molnár, Rosemary Hill, et al. "Assessing Nature's Contributions to People." *Science* 359, no. 6373 (January 2018): 270–72. <https://doi.org/10.1126/science.aap8826>

Diazgranados, Mauricio, Bob Allkin, Cátia Canteiro, Nick Black, and Ruth Eastwood. "List of Useful Plant Species According to the State of the World's Plants Report (RBG Kew, 2016)." Knowledge Network for Biocomplexity, 2018.

DiBattista, Joseph D. "Patterns of Genetic Variation in Anthropogenically Impacted Populations." *Conservation Genetics* 9, no. 1 (February 2008): 141–56. <https://doi.org/10.1007/s10592-007-9317-z>

Dirzo, Rodolfo, Hillary S. Young, Mauro Galetti, Gerardo Ceballos, Nick J. B. Isaac, and Ben Collen. "Defaunation in the Anthropocene." *Science* 345, no. 6195 (2014): 401–6. <https://doi.org/10.1126/science.1251817>

Dixon, A.P., D. Faber-Langendoen, C. Josse, J. Morrison, and C.J. Loucks. "Distribution Mapping of World Grassland Types." *J. Biogeogr.*, 2014, 2003–19.

Dixon, M. J. R., J. Loh, N. C. Davidson, C. Beltrame, R. Freeman, and M. Walpole. "Tracking Global Change in Ecosystem Area: The Wetland Extent Trends Index." *Biological Conservation* 193 (January 2016): 27–35. <https://doi.org/10.1016/j.biocon.2015.10.023>

Doblas-Miranda, E., R. Alonso, X. Arnan, V. Bermejo, L. Brotons, J. de las Heras, M. Estiarte, et al. "A Review of the Combination among Global Change Factors in Forests, Shrublands and Pastures of the Mediterranean Region: Beyond Drought Effects." *Global and Planetary Change* 148 (January 1, 2017): 42–54. <https://doi.org/10.1016/j.gloplacha.2016.11.012>

Doblas-Miranda, E., J. Martínez-Vilalta, F. Lloret, A. Álvarez, A. Ávila, F. J. Bonet, L. Brotons, et al. "Reassessing Global Change Research Priorities in Mediterranean Terrestrial Ecosystems: How Far Have We Come and Where Do We Go from Here?" *Global Ecology and Biogeography* 24, no. 1 (January 1, 2015): 25–43. <https://doi.org/10.1111/geb.12224>

Dobrynin, Pavel, Shiping Liu, Gaik Tamazian, Zijun Xiong, and Andy A. Yurchenko, Ksenia Krasheninnikova, Sergey Kliver, et al. "Genomic Legacy of the African Cheetah, *Acinonyx Jubatus*." *Genome Biology* 16, no. 1 (2015):

277. <https://doi.org/10.1186/s13059-015-0837-4>

Dornelas, Maria, Nicholas J. Gotelli, Brian McGill, Hideyasu Shimadzu, Faye Moyes, Caya Sievers, and Anne E. Magurran. "Assemblage Time Series Reveal Biodiversity Change but Not Systematic Loss." *Science* 344, no. 6181 (2014): 296–99. <https://doi.org/10.1126/science.1265.5178.1547>

Doughty, Christopher E., Adam Wolf, and Yadvinder Malhi. "The Legacy of the Pleistocene Megafauna Extinctions on Nutrient Availability in Amazonia." *Nature Geoscience* 6, no. 9 (2013): 761–64. <https://doi.org/10.1038/ngeo1895>

Douglas, L., S. Medin, and L. Atran. *Folkbiology*. Edited by S. A. L. Douglas and L. Medin. Cambridge: Th MIT Press, 1999.

Ducklow, H.W., D.K. Steinberg, and K.O. Buesseler. "Upper Ocean Carbon Export and the Biological Pump." *Oceanography* 14 (2001): 50–58.

Dudgeon, David. "Last Chance to See ...: Ex Situ Conservation and the Fate of the Baiji." *Aquatic Conservation: Marine and Freshwater Ecosystems* 15, no. 2 (März 2005): 105–8. <https://doi.org/10.1002/aqc.687>

Dudley, Nigel, Simon J. Attwood, Dave Goulson, Devra Jarvis, Zareen Pervez Bharucha, and Jules Pretty. "How Should Conservationists Respond to Pesticides as a Driver of Biodiversity Loss in Agroecosystems?" *Biological Conservation* 209 (Mai 2017): 449–53. <https://doi.org/10.1016/j.biocon.2017.03.012>

Duenn, Priya, Matthieu Salpeteur, and Victoria Reyes-García. "Rabari Shepherds and the Mad Tree: The Dynamics of Local Ecological Knowledge in the Context of Prosopis Juliflora Invasion in Gujarat, India." *Journal of Ethnobiology* 37, no. 3 (2017): 561–80. <https://doi.org/10.2993/0278-0771-37.3.561>

Dulloo, M. E., S. P. Kell, and C. G. Jones. "Impact and Control of Invasive Alien Species on Small Islands." *International Forestry Review* 4, no. 4 (December 2002): 277–85. <https://doi.org/10.1505/for.4.4.277.40525>

Dulloo, Mohammad, Danny Hunter, and Danna Leaman. "Plant Diversity in Addressing Food, Nutrition and Medicinal Needs." In *Novel Plant Bioresources: Applications in Food, Medicine and Cosmetics*, edited by A. Garib-Fakim, 1–21. Wiley-Blackwell, 2014. <https://doi.org/10.1002/9781118460566.ch1>

Dulvy, Nicholas K., Sarah L. Fowler, John A. Musick, Rachel D. Cavanagh, Peter M. Kyne, Lucy R. Harrison, John K. Carlson, et al. "Extinction Risk and Conservation of the World's Sharks and Rays." *ELife* 3 (2014): e00590. <https://doi.org/10.7554/eLife.00590>

Duncan, Richard P., Alison G. Boyer, Tim M. Blackburn, and Robert E. Ricklefs. "Magnitude and Variation of Prehistoric Bird Extinctions in the Pacific." *Proceedings National Academy of Science*, 2013. <https://doi.org/10.1073/pnas.1216511110>

Dunlop, E. S., Z. S. Feiner, and T. O. Hook. "Potential for Fisheries-Induced Evolution in the Laurentian Great Lakes." *Journal of Great Lakes Research* 44 (2018): 735–47.

Dunlop, Erin S., Anne Maria Eikeset, and Nils C. Stenseth. "From Genes to Populations: How Fisheries-Induced Evolution Alters Stock Productivity." *Ecological Applications* 25, no. 7 (October 2015): 1860–68. <https://doi.org/10.1890/14-1862.1>

Dunlop, Erin S., Katja Enberg, Christian Jørgensen, and Mikko Heino. "EDITORIAL: Toward Darwinian Fisheries Management." *Evolutionary Applications* 2, no. 3 (August 2009): 245–59. <https://doi.org/10.1111/j.1752-4571.2009.00087.x>

Dunn, Robert R. "Modern Insect Extinctions, the Neglected Majority." *Conservation Biology* 19, no. 4 (2005): 1030–36. <https://doi.org/10.1111/j.1523-1739.2005.00078.x>

Dunn, Robert R., Nyeema C. Harris, Robert K. Colwell, Lian Pin Koh, and Navjot S. Sodhi. "The Sixth Mass Coextinction: Are Most Endangered Species Parasites and Mutualists?" *Proceedings of the Royal Society B: Biological Sciences* 276, no. 1670 (2009): 3037–45. <https://doi.org/10.1098/rspb.2009.0413>

Duraiappah, Anantha Kumar, Stanley Tanyi Asah, Eduardo S. Brondizio, Nicolas Kosoy, Patrick J. O'Farrell, Anne Helene Prieur-Richard, Suneetha M. Subramanian, and Kazuhiko Takeuchi. "Managing the Mismatches to Provide Ecosystem Services for Human Well-Being: A Conceptual Framework for Understanding the New Commons." *Current Opinion in Environmental Sustainability* 7 (2014): 94–100. <https://doi.org/10.1016/j.cosust.2013.11.031>

Dyer, Ellie E., Phillip Cassey, David W. Redding, Ben Collen, Victoria Franks, Kevin J. Gaston, Kate E. Jones, Salit Kark, C. David L. Orme, and Tim M. Blackburn. "The Global Distribution and Drivers of Alien Bird Species Richness." *PLOS Biology* 15, no. 1 (January 12, 2017): e2000942. <https://doi.org/10.1371/journal.pbio.2000942>

Eckhoff, Philip A., Edward A. Wenger, H. Charles J. Godfray, and Austin Burt. "Impact of Mosquito Gene Drive on Malaria Elimination in a Computational Model with Explicit Spatial and Temporal Dynamics." *Proceedings of the National Academy of Sciences*, 2016. <https://doi.org/10.1073/pnas.1611064114>

Eddy, Tyler D., William W. L. Cheung, and John F. Bruno. "Historical Baselines of Coral Cover on Tropical Reefs as Estimated by Expert Opinion." *PeerJ* 6 (January 2018): e4308–e4308. <https://doi.org/10.7717/peerj.4308>

Edgar, Graham J., Rick D. Stuart-Smith, Trevor J. Willis, Stuart Kininmonth, Susan C. Baker, Stuart Banks, Neville S. Barrett, et al. "Global Conservation Outcomes Depend on Marine Protected Areas with Five Key Features." *Nature* 506, no. 7487 (2014): 216–20. <https://doi.org/10.1038/nature13022>

EEA. "European Briefings. Freshwater Quality," 2015. <https://www.eea.europa.eu/soer-2015/europe/biodiversity#note6>

Ehler, C., and F. Douvere. "Marine Spatial Planning: A Step-by-Step Approach toward Ecosystem-Based Management." Intergovernmental Oceanographic Commission and Man and the Biosphere Programme, 2009. <https://unesdoc.unesco.org/ark:/48223/pf0000186559>

Elahi, Robin, Mary I. O'Connor, Jarrett E. K. Byrnes, Jillian Dunic, Britas Klemens Eriksson, Marc J. S. Hensel, and Patrick J. Kearns. "Recent Trends in Local-Scale Marine Biodiversity Reflect Community Structure and Human Impacts." *Current Biology* 25, no. 14 (July 2015): 1938–43. <https://doi.org/10.1016/j.cub.2015.05.030>

Ellen, Roy. "'Déjà vu, All over Again', Again." In *'Participating in Development': Approaches to Indigenous Knowledge*, edited by P. Sillitoe, A. Bicker, and J. Pottier, 235–58. London and New York: Routledge, 2002.

Ellen, Roy F. *The Categorical Impulse: Essays in the Anthropology of Classifying Behaviour*. Berghahn Books, 2006.

Ellen, Roy F. "The Cognitive Geometry of Nature: A Contextual Approach." In *Nature and Society: Anthropological Perspectives*, 103–24. Routledge, 1996. <https://doi.org/10.4324/9780203451069-13>

Ellen, Roy F., and Katsuyoshi Fukui, eds. "Saberes Tradicionais e Diversidade Das Plantas Cultivadas Na Amazônia," 1996.

Ellis, Erle C. *Anthropocene: A Very Short Introduction*. Vol. 558. Oxford University Press, 2018.

Ellis, Erle C., Erica C. Antill, and Holger Krefft. "All Is Not Loss: Plant Biodiversity in the Anthropocene." *PLoS ONE* 7, no. 1 (January 2012): e30535. <https://doi.org/10.1371/journal.pone.0030535>

Ellis, Erle C., Kees Klein Goldewijk, Stefan Siebert, Deborah Lightman, and Navin Ramankutty. "Anthropogenic Transformation of the Biomes, 1700 to 2000." *Global Ecology and Biogeography* 19, no. 5 (2010): 589–606. <https://doi.org/10.1111/j.1466-8238.2010.00540.x>

Ellis, Erle C., Nicholas R. Magliocca, Chris J. Stevens, and Dorian Q. Fuller. "Evolving the Anthropocene: Linking Multi-Level Selection with Long-Term Social–Ecological Change." *Sustainability Science* 13, no. 1 (January 1, 2018): 119–28. <https://doi.org/10.1007/s11625-017-0513-6>

Ellis, Erle C., and Navin Ramankutty. "Putting People in the Map: Anthropogenic Biomes of the World." *Frontiers in Ecology and the Environment* 6, no. 8 (2008): 439–47. <https://doi.org/10.1890/070062>

Ellis, R. *Monsters of the Sea*. Guilford, Conn., USA: Lyons Press, 2006.

Elmqvist, Thomas, Carl Folke, Magnus Nyström, Garry Peterson, Jan Bengtsson, Brian Walker, and Jon Norberg. "Response Diversity, Ecosystem Change, and Resilience." *Frontiers in Ecology and the Environment* 1, no. 9 (November 2003): 488–94. [https://doi.org/10.1890/1540-9295\(2003\)001\[0488:RDECAR\]2.0.CO;2](https://doi.org/10.1890/1540-9295(2003)001[0488:RDECAR]2.0.CO;2)

Emperaire, Laure. "Saberes Tradicionais e Diversidade Das Plantas Cultivadas Na Amazônia." In *Knowing Our Lands and Resources. Indigenous and Local Knowledge of Biodiversity and Ecosystem Services in the Americas*, edited by B. Baptiste, D. Pacheco, Manuela Carneiro da Cunha, and S. Diaz. UNESCO, 2017.

Erb, Karl-Heinz, Tamara Fetzel, Christoph Plutzer, Thomas Kastner, Christian Lauk, Andreas Mayer, Maria Niedertscheider, Christian Körner, and Helmut Haberl. "Biomass Turnover Time in Terrestrial Ecosystems Halved by Land Use." *Nature Geoscience* 9 (2016): 674. <https://doi.org/10.1038/ngeo2782>

Erb, Karl-Heinz, Thomas Kastner, Christoph Plutzer, Anna Liza S. Bais, Nuno Carvalhais, Tamara Fetzel, Simone Gingrich, et al. "Unexpectedly Large Impact of Forest Management and Grazing on Global Vegetation Biomass." *Nature* 553, no. 7686 (January 2018): 73–76. <https://doi.org/10.1038/nature25138>

Erlanson, Jon M., and Todd J. Braje. "Archeology and the Anthropocene." *Anthropocene* 4 (2013): 1–7. <https://doi.org/10.1016/j.ancene.2014.05.003>

Erwin, Kevin L. "Wetlands and Global Climate Change: The Role of Wetland Restoration in a Changing World." *Wetlands Ecology and Management* 17, no. 1 (November 7, 2008): 71. <https://doi.org/10.1007/s11273-008-9119-1>

ESA. *Land Cover CCI Product User Guide Version 2.0*. European Space Agency, 2017. http://maps.elie.ucl.ac.be/CCI/viewer/download/ESACCI-LC-Ph2-PUGv2_2.0.pdf

Esquinas-Alcázar, José. "Protecting Crop Genetic Diversity for Food Security: Political, Ethical and Technical Challenges." *Nature Reviews Genetics* 6 (December 2005): 946.

EU. *European Red List*, 2018. http://ec.europa.eu/environment/nature/conservation/species/redlist/index_en.htm

Fairhead, J., M. Leach, D. Millimouno, and M. Kamano. *Misreading the African Landscape: Society and Ecology in a Forest-Savanna Mosaic*. African Studies. Cambridge University Press, 1996. <https://books.google.de/books?id=Z4qSmRydtDUC>

Faith, D.P. "Conservation Evaluation and Phylogenetic Diversity." *Biol. Conserv.* 61 (1992): 1–10.

FAO. "FAOSTAT Database," 2014. <http://www.fao.org/faostat/en/#data/EL>

FAO. *Global Forest Resources Assessment 2015*. Edited by Second. Rome, 2015. <http://www.fao.org/3/i4793e/i4793e.pdf>

FAO. "Intergovernmental Technical Working Group on Animal Genetic Resources for Food and Agriculture - Status of Animal Genetic Resources." Rome: Food and Agriculture Organization of the United Nations, 2016. <http://www.fao.org/3/a-mq950e.pdf>

FAO. *Save and Grow, a Policymaker Guide to the Sustainable Intensification of Smallholder Crop Production*. Rome, Italy: FAO, 2011.

FAO. "State of the World's Forests 2016. Forests and Agriculture: Land-Use Challenges and Opportunities." Rome, 2016. <http://www.fao.org/3/a-i5588e.pdf>

FAO. *The Future of Food and Agriculture – Trends and Challenges*. Rome: Food and Agriculture Organization of the United Nations, 2017.

FAO. *The Second Report on the State of the World's Animal Genetic Resources for Food and Agriculture*. Edited by B.D. Scherf and D. Pilling. Rome: FAO Commission on Genetic Resources for Food and Agriculture Assessments, 2015.

FAO. *The State of the World's Land and Water Resources for Food and Agriculture (SOLAW) – Managing Systems at Risk*. Rome: FAO, 2011.

FAO. *The State of World Fisheries and Aquaculture - Opportunities and Challenges*.

Rome: Food and Agriculture Organisation of the United Nations, 2014.

FAO. *The State of World Fisheries and Aquaculture 2016. Contributing to Food Security and Nutrition for All*. Rome: Food and Agriculture Organization of the United Nations, 2016. <http://www.fao.org/3/a-i5555e.pdf> <ftp://ftp.fao.org/docrep/fao/011/i0250e/i0250e.pdf>

FAO. *The State of World Fisheries and Aquaculture 2018 - Meeting the Sustainable Development Goals*. Rome: FAO, 2018. <http://www.fao.org/documents/card/en/c/19540EN/>

FAO and ITPS. "Status of the World's Soil Resources (SWSR) - Main Report." Rome: FAO, ITPS, 2015. <http://www.fao.org/3/a-i5199e.pdf>

Faurby, S., and J. C. Svenning. "Historic and Prehistoric Human-Driven Extinctions Have Reshaped Global Mammal Diversity Patterns." *Diversity and Distributions* 21, no. 10 (October 2015): 1155–66. <https://doi.org/10.1111/ddi.12369>

Fensham, R. J., R. J. Fairfax, and S. R. Archer. "Rainfall, Land Use and Woody Vegetation Cover Change in Semi-Arid Australian Savanna." *Journal of Ecology* 93, no. 3 (June 2005): 596–606. <https://doi.org/10.1111/j.1365-2745.2005.00998.x>

Fernández-Giménez, M. E., and F. F. Estaque. "Pyrenean Pastoralists' Ecological Knowledge: Documentation and Application to Natural Resource Management and Adaptation." *Human Ecology* 40 (2012): 287–300.

Fernández-Llamazares, Álvaro, Isabel Díaz-Reviriego, Maximilien Guéze, Mar Cabeza, Aili Pyhälä, and Victoria Reyes-García. "Local Perceptions as a Guide for the Sustainable Management of Natural Resources: Empirical Evidence from a Small-Scale Society in Bolivian Amazonia." *Ecology and Society* 21, no. 1 (2016): 2. <https://doi.org/10.5751/ES-08092-210102>

Ferrati, R., G.A. Canziani, and D.R. Moreno. "Estero Del Ibera: Hydrometeorological and Hydrological Characterization." *ECOLOGICAL MODELLING* 186 (2005): 3–15.

Field, Christopher B., Michael J. Behrenfeld, James T. Randerson, and Paul Falkowski. "Primary Production of the Biosphere: Integrating Terrestrial and Oceanic Components." *Science* 281, no. 5374 (July 10, 1998): 237. <https://doi.org/10.1126/science.281.5374.237>

Fienup-Riordan, Ann, Caroline Brown, and Nicole M. Braem. "The Value of Ethnography in Times of Change: The Story of Emmonak." *Deep Sea Research Part II: Topical Studies in Oceanography* 94 (2013): 301–11. <https://doi.org/10.1016/j.dsr2.2013.04.005>

Finlayson, C. Max. "Climate Change and Wetlands." In *The Wetland Book: I: Structure and Function, Management, and Methods*, edited by C. Max Finlayson, Mark Everard, Kenneth Irvine, Robert J. McInnes, Beth A. Middleton, Anne A. van Dam, and Nick C. Davidson, 597–608. Dordrecht: Springer Netherlands, 2018. https://doi.org/10.1007/978-90-481-9659-3_126

Fitzpatrick, Scott M., and William F. Keegan. "Human Impacts and Adaptations in the Caribbean Islands: An Historical Ecology Approach." *Earth and Environmental Science Transactions of the Royal Society of Edinburgh* 98, no. 1 (2007): 29–45. <https://doi.org/10.1017/S1755691007000096>

Flannigan, M. D., B. J. Stocks, and B. M. Wotton. "Climate Change and Forest Fires." *Science of The Total Environment* 262, no. 3 (2000): 221–29. [https://doi.org/10.1016/S0048-9697\(00\)00524-6](https://doi.org/10.1016/S0048-9697(00)00524-6)

Flannigan, M., B. Stocks, M. Turetsky, and M. Wotton. "Impacts of Climate Change on Fire Activity and Fire Management in the Circumboreal Forest." *Global Change Biology* 15, no. 3 (2009): 549–60.

Flynn, Dan F. B., Melanie Gogol-Prokurat, Theresa Nogeire, Nicole Molinari, Bárbara Trautman Richers, Brenda B. Lin, Nicholas Simpson, Margaret M. Mayfield, and Fabrice DeClerck. "Loss of Functional Diversity under Land Use Intensification across Multiple Taxa." *Ecology Letters* 12, no. 1 (January 2009): 22–33. <https://doi.org/10.1111/j.1461-0248.2008.01255.x>

Foley, Stephen F., Detlef Gronenborn, Meinrat O. Andreae, Joachim W. Kadereit, Jan Esper, Denis Scholz, Ulrich Pöschl, et al. “The Palaeoanthropocene – The Beginnings of Anthropogenic Environmental Change.” *Anthropocene* 3 (November 1, 2013): 83–88. <https://doi.org/10.1016/j.ancene.2013.11.002>

Forest Peoples Programme, International Indigenous Forum on Biodiversity, and Secretariat of the Convention on Biological Diversity. “Local Biodiversity Outlooks - Summary and Conclusions.” Moreton-in-Marsh, England: Forest Peoples Programme, 2016. <https://www.cbd.int/gbo/gbo4/publication/lbo-sum-en.pdf>

Forest Peoples Programme, International Indigenous Forum on Biodiversity, and Secretariat of the Convention on Biological Diversity. “Local Biodiversity Outlooks. Indigenous Peoples’ and Local Communities’ Contributions to the Implementation of the Strategic Plan for Biodiversity 2011-2020. A Complement to the Fourth Edition of the Global Biodiversity Outlook.” Moreton-in-Marsh, England: Forest Peoples Programme, 2016.

Foucault, M. *Les Mots et Les Choses*. Paris: Gallimard, 1966.

Francis, P. (2015). *Laudato Si: On Care for Our Common Home*. . Our Sunday Visitor, 2015.

Frankham, Richard. “Relationship of Genetic Variation to Population Size in Wildlife.” *Conservation Biology* 10, no. 6 (1996): 1500–1508. <https://doi.org/10.1046/j.1523-1739.1996.10061500.x>

Freiwald, A., J.H. Fosså, A. Grehan, T. Koslow, and J.M. Roberts. *Cold-Water Coral Reefs*. Cambridge, UK: UNEP-WCMC, 2004.

Friedberg, Claudine. “Par-delà le visible.” *Natures Sciences Sociétés* 15, no. 2 (2007): 167–76.

Frishkoff, Luke O., Daniel S. Karp, Leithen K. M’Gonigle, Chase D. Mendenhall, Jim Zook, Claire Kremen, Elizabeth A. Hadly, and Gretchen C. Daily. “Loss of Avian Phylogenetic Diversity in Neotropical Agricultural Systems.”

Science 345, no. 6202 (September 2014): 1343–LP-1346. <https://doi.org/10.1126/science.1254610>

Fritz, Susanne A., Olaf R. P. Bininda-Emonds, and Andy Purvis. “Geographical Variation in Predictors of Mammalian Extinction Risk: Big Is Bad, but Only in the Tropics.” *Ecology Letters* 12, no. 6 (June 2009): 538–49. <https://doi.org/10.1111/j.1461-0248.2009.01307.x>

Froehlich, Halley E., Rebecca R. Gentry, and Benjamin S. Halpern. “Conservation Aquaculture: Shifting the Narrative and Paradigm of Aquaculture’s Role in Resource Management.” *Biological Conservation* 215 (2017): 162–68. <https://doi.org/10.1016/j.biocon.2017.09.012>

Fuller, Dorian Q., Jacob van Etten, Katie Manning, Cristina Castillo, Eleanor Kingwell-Banham, Alison Weisskopf, Ling Qin, Yo-Ichiro Sato, and Robert J. Hijmans. “The Contribution of Rice Agriculture and Livestock Pastoralism to Prehistoric Methane Levels: An Archaeological Assessment.” *Holocene* 21, no. 5 (2011): 743–59. <https://doi.org/10.1177/0959683611398052>

Galloway, J. N., F. J. Dentener, D. G. Capone, E. W. Boyer, R. W. Howart, S. P. Seitzinger, G. P. Asner, et al. “Nitrogen Cycles: Past, Present, and Future.” *Biogeochemistry* 70 (2004): 153–226.

García-Tejero, Sergio, and Ángela Taboada. “Microhabitat Heterogeneity Promotes Soil Fertility and Ground-Dwelling Arthropod Diversity in Mediterranean Wood-Pastures.” *Agriculture Ecosystems & Environment* 233, no. Land Degrad. Dev. 27 (2016): 192–201. <https://doi.org/10.1016/j.agee.2016.09.004>

Gardner, A., G. Moholdt, J. Cogley, B. Wouters, A. Arendt, J. Wahr, E. Berthier, et al. “A Reconciled Estimate of Glacier Contributions to Sea Level Rise: 2003 to 2009.” *Science* 340 (2013): 852–58.

Garnett, Stephen T, Neil D Burgess, John E Fa, Álvaro Fernández-Llamazares, Zsolt Molnár, Cathy J Robinson, James E.M. Watson, et al. “A Spatial Overview of the Global Importance of Indigenous Lands for Conservation.” *Nature Sustainability* 1, no. 7 (2018): 369–74. <https://doi.org/10.1038/s41893-018-0100-6>

Garnett, T., M. C. Appleby, A. Balmford, I. J. Bateman, T. G. Benton, P. Bloomer, B. Burlingame, et al. “Sustainable Intensification in Agriculture: Premises and Policies.” *Science* 341, no. 6141 (July 5, 2013): 33. <https://doi.org/10.1126/science.1234485>

Garnier, E., S. Lavorel, P. Ansquer, H. Castro, P. Cruz, J. Dolezal, O. Eriksson, et al. “Assessing the Effects of Land-Use Change on Plant Traits, Communities and Ecosystem Functioning in Grasslands: A Standardized Methodology and Lessons from an Application to 11 European Sites.” *Annals of Botany* 99, no. 5 (May 2007): 967–85. <https://doi.org/10.1093/aob/mcl215>

Gauquelin, Thierry, Geneviève Michon, Richard Joffre, Robin Duponnois, Didier Génin, Bruno Fady, Magda Bou Dagher-Kharrat, et al. “Mediterranean Forests, Land Use and Climate Change: A Social-Ecological Perspective.” *Regional Environmental Change* 18, no. 3 (März 2018): 623–36. <https://doi.org/10.1007/s10113-016-0994-3>

Gauthier, D.A., and E.B. Wiken. “The Great Plains of North America.” *Parks* 8 (1988): 9–20.

Gauthier, S., P. Bernier, T. Kuuluvainen, A. Z. Shvidenko, and D. G. Schepaschenko. “Boreal Forest Health and Global Change.” *Science* 349, no. 6250 (2015): 819–22. <https://doi.org/10.1126/science.aaa9092>

Gavin, Michael C., Joe McCarter, Aroha Mead, Fikret Berkes, John Richard Stepp, Debora Peterson, and Ruifei Tang. “Defining Biocultural Approaches to Conservation.” *Trends in Ecology and Evolution* 30, no. 3 (2015): 140–45. <https://doi.org/10.1016/j.tree.2014.12.005>

Genin, D., Y. Aumeeruddy-Thomas, G. Balent, and R. Nasi. “The Multiple Dimensions of Rural Forests: Lessons from a Comparative Analysis.” *Ecology and Society* 18, no. 1 (2013): 27. <https://doi.org/10.5751/ES-05429-180127>

Gephart, Jessica A., Lisa Deutsch, Michael L. Pace, Max Troell, and David A. Seekell. “Shocks to Fish Production: Identification, Trends, and Consequences.” *Global Environmental Change* 42 (2017):

24–32. <https://doi.org/10.1016/j.gloenvcha.2016.11.003>

Gepts, P., R. Bettinger, S. B. Brush, T. Famula, P. E. McGuire, C. O. Qualset, and A. B. Damania. “Biodiversity in Agriculture: Domestication, Evolution and Sustainability.” *The Quarterly Review of Biology* 88, no. 3 (September 2013): 240–41. <https://doi.org/10.1086/671507>

Ghimire, Suresh Kumar, Olivier Gimenez, Roger Pradel, Doyle McKey, and Yildiz Aumeeruddy-Thomas. “Demographic Variation and Population Viability in a Threatened Himalayan Medicinal and Aromatic Herb *Nardostachys Grandiflora*: Matrix Modelling of Harvesting Effects in Two Contrasting Habitats.” *Journal of Applied Ecology* 45, no. 1 (2008): 41–51. <https://doi.org/10.1111/j.1365-2664.2007.01375.x>

Gibbs, H. K., and J. M. Salmon. “Mapping the World’s Degraded Lands.” *Applied Geography* 57 (February 2015): 12–21. <https://doi.org/10.1016/j.apgeog.2014.11.024>

Gibson, Luke, Tien Ming Lee, Lian Pin Koh, Barry W. Brook, Toby A. Gardner, Jos Barlow, Carlos A. Peres, et al. “Primary Forests Are Irreplaceable for Sustaining Tropical Biodiversity.” *Nature* 478, no. 7369 (2011): 378–81. <https://doi.org/10.1038/nature10425>

Giglio, V. J., O. J. Luiz, and L. C. Gerhardinger. “Depletion of Marine Megafauna and Shifting Baselines among Artisanal Fishers in Eastern Brazil.” *Animal Conservation* 18, no. 4 (2015): 348–58.

Gilg, O., B. Sittler, and I. Hanski. “Climate Change and Cyclic Predator–Prey Population Dynamics in the High Arctic.” *Global Change Biology* 15, no. 11 (November 1, 2009): 2634–52. <https://doi.org/10.1111/j.1365-2486.2009.01927.x>

Gil-Tena, Assu, Núria Aquilué, Andrea Duane, Miquel De Cáceres, and Lluís Brotons. “Mediterranean Fire Regime Effects on Pine-Oak Forest Landscape Mosaics under Global Change in NE Spain.” *European Journal of Forest Research* 135, no. 2 (April 1, 2016): 403–16. <https://doi.org/10.1007/s10342-016-0943-1>

Glaserapp, M. von, and T.F. Thornton. “Traditional Ecological Knowledge of Swiss

Alpine Farmers and Their Resilience to Socioecological Change.” *Human Ecology* 39 (2011): 769. <https://doi.org/10.1007/s10745-011-9427-6>

Gleick, Peter H. “Water Resources.” In *Encyclopaedia of Climate and Weather*, edited by Stephen H. Schneider, 817–23. New York, USA: Oxford University Press, 1996.

Goldblum, D., and L.S. Rigg. “The Deciduous Forest – Boreal Forest Ecotone.” *Geography Compass* 4, no. 7 (2010): 701–17.

Gómez-Baggethun, Erik, AAsa Gren, David N. Barton, Johannes Langemeyer, Timon McPhearson, Patrick O’Farrell, Erik Andersson, Zoé Hamstead, and Peleg Kremer. “Urban Ecosystem Services BT - Urbanization, Biodiversity and Ecosystem Services: Challenges and Opportunities: A Global Assessment.” edited by Thomas Elmqvist, Michail Fragkias, Julie Goodness, Burak Güneralp, Peter J. Marcotullio, Robert I. McDonald, Susan Parnell, et al., 251–175. Dordrecht: Springer Netherlands, 2013. https://doi.org/10.1007/978-94-007-7088-1_11

Gonzalez, Andrew, Bradley J. Cardinale, Ginger R. H. Allington, Jarrett Byrnes, K. Arthur Endsley, Daniel G. Brown, David U. Hooper, Forest Isbell, Mary I. O’Connor, and Michel Loreau. “Estimating Local Biodiversity Change: A Critique of Papers Claiming No Net Loss of Local Diversity.” *Ecology* 97, no. 8 (August 2016): 1949–60. <https://doi.org/10.1890/15-1759.1>

Good, Stephen P., and Kelly K. Caylor. “Climatological Determinants of Woody Cover in Africa.” *Proceedings of the National Academy of Sciences* 108, no. 12 (March 2011): 4902–LP-4907. <https://doi.org/10.1073/pnas.1013100108>

Gorenflo, L. J., Suzanne Romaine, Russell A. Mittermeier, and Kristen Walker-Painemilla. “Co-Occurrence of Linguistic and Biological Diversity in Biodiversity Hotspots and High Biodiversity Wilderness Areas.” *Proceedings of the National Academy of Sciences* 109, no. 21 (2012): 8032–37. <https://doi.org/10.1073/pnas.1117511109>

Gossner, Martin M., Thomas M. Lewinsohn, Tiemo Kahl, Fabrice

Grassein, Steffen Boch, Daniel Prati, Klaus Birkhofer, et al. “Land-Use Intensification Causes Multitrophic Homogenization of Grassland Communities.” *Nature* 540, no. 7632 (November 2016): 266–69. <https://doi.org/10.1038/nature20575>

Gottfried, Michael, Harald Pauli, Andreas Futschik, Maia Akhalkatsi, Peter Barančok, José Luis Benito Alonso, Gheorghe Coldea, et al. “Continent-Wide Response of Mountain Vegetation to Climate Change.” *Nature Climate Change* 2, no. 2 (2012): 111–15. <https://doi.org/10.1038/nclimate1329>

Govan, H. “Serve the Aspirations of the Stakeholders or Fail: Thoughts on the State of Marine Resource Management, Ocean Planning, Social Justice, and Equity in the Pacific Small Island Developing States,” 2016. <https://meam.openchannels.org/news/meam/serve-aspirations-stakeholders-or-fail-thoughts-state-marine-resource-management-ocean>

Grace, J.B., M.D. Smith, S.L. Grace, S.L. Collins, and T.J. Stohlgren. “Interactions between Fire and Invasive Plants in Temperate Grasslands of North America.” In *Proceedings of the Invasive Species Workshop: The Role of Fire in the Spread and Control of Invasive Species*, edited by K.E.M. Galley and T.P. Wilson, 2001.

Gray, Thomas N. E., Amphone Phommachak, Kongseng Vannachomchan, and Francois Guegan. “Using Local Ecological Knowledge to Monitor Threatened Mekong Megafauna in Lao PDR.” *PLOS ONE* 12, no. 8 (August 18, 2017): e0183247. <https://doi.org/10.1371/journal.pone.0183247>

Griffith, Daniel M., Caroline E. R. Lehmann, Caroline A. E. Strömberg, Catherine L. Parr, R. Toby Pennington, Mahesh Sankaran, Jayashree Ratnam, et al. “Comment on ‘The Extent of Forest in Dryland Biomes.’” *Science* 358, no. 6365 (November 2017): eaao1309. <https://doi.org/10.1126/science.aao1309>

Gupta, N., A. Anthwal, and A. Bahuguna. “Biodiversity of Mothronwala Swamp, Doon Valley, Uttaranchal.” *Life Science Journal* 3, no. 2 (2006): 73–78.

Gutt, Julian, Huw J. Griffiths, and Christopher D. Jones. “Circumpolar

Overview and Spatial Heterogeneity of Antarctic Macrobenthic Communities." *Marine Biodiversity* 43, no. 4 (Dezember 2013): 481–87. <https://doi.org/10.1007/s12526-013-0152-9>

Haberl, Helmut, K. Heinz Erb, Fridolin Krausmann, Veronika Gaube, Alberte Bondeau, Christoph Plutzer, Simone Gingrich, Wolfgang Lucht, and Marina Fischer-Kowalski. "Quantifying and Mapping the Human Appropriation of Net Primary Production in Earth's Terrestrial Ecosystems." *Proceedings of the National Academy of Sciences* 104, no. 31 (July 2007): 12942-LP-12947. <https://doi.org/10.1073/pnas.0704243104>

Hadden, D., and A. Grelle. "Net CO₂ Emissions from a Primary Boreo-Nemoral Forest over a 10 Year Period." *Forest Ecology and Management* 398 (2017): 164–73.

Hall, Martin A., Dayton L. Alverson, and Kaija I. Metuzals. "By-Catch: Problems and Solutions." *Seas at the Millennium: An Environmental Evaluation* 41, no. 1 (January 1, 2000): 204–19. [https://doi.org/10.1016/S0025-326X\(00\)00111-9](https://doi.org/10.1016/S0025-326X(00)00111-9)

Hall, S.J., A. Delaporte, M.J. Phillips, M. Beveridge, and M. O'Keefe. *Blue Frontiers: Managing the Environmental Costs of Aquaculture*. Penang, Malaysia: The WorldFish Center, 2011.

Halley, John M., Nikolaos Monokrousos, Antonios D. Mazaris, William D. Newmark, and Despoina Vokou. "Dynamics of Extinction Debt across Five Taxonomic Groups." *Nature Communications* 7 (July 2016): 12283. <https://doi.org/10.1038/ncomms12283>

Hallmann, Caspar A., Martin Sorg, Eelke Jongejans, Henk Siepel, Nick Hofland, Heinz Schwan, Werner Stenmans, et al. "More than 75 Percent Decline over 27 Years in Total Flying Insect Biomass in Protected Areas." *PLOS ONE* 12, no. 10 (October 2017): e0185809.

Halpern, Benjamin S., Catherine Longo, Darren Hardy, Karen L. McLeod, Jameal F. Samhoury, Steven K. Katona, Kristin Kleisner, et al. "An Index to Assess the Health and Benefits of the Global Ocean." *Nature* 488 (2012): 615.

Hamilton, A., and P. Hamilton. *Plant Conservation: An Ecosystem Approach (People and Plants Conservation)*. London: Earthscan, 2006.

Hamilton, Patrick B., Gregor Rolshausen, Tamsyn M. Uren Webster, and Charles R. Tyler. "Adaptive Capabilities and Fitness Consequences Associated with Pollution Exposure in Fish." *Philosophical Transactions of the Royal Society B: Biological Sciences* 372, no. 1712 (2017). <https://doi.org/10.1098/rstb.2016.0042>

Hamilton Stuart, E., and Daniel Casey. "Creation of a High Spatio-temporal Resolution Global Database of Continuous Mangrove Forest Cover for the 21st Century (CGMFC-21)." *Global Ecology and Biogeography* 25, no. 6 (May 2016): 729–38. <https://doi.org/10.1111/geb.12449>

Han, Dongyan, Yong Chen, Chongliang Zhang, Yiping Ren, Ying Xue, and Rong Wan. "Evaluating Impacts of Intensive Shellfish Aquaculture on a Semi-Closed Marine Ecosystem." *Ecological Modelling* 359 (2017): 193–200. <https://doi.org/10.1016/j.ecolmodel.2017.05.024>

Han, J.C., and S.L. Young. "Invasion during Extreme Weather: Success and Failure in a Temperate Perennial Grassland." *Great Plains Research* 26, no. Fall (2016): 93–106.

Hansen, M. C., P. V. Potapov, R. Moore, M. Hancher, S. A. Turubanova, A. Tyukavina, D. Thau, et al. "High-Resolution Global Maps of 21st-Century Forest Cover Change." *Science* 342, no. 6160 (November 2013): 850–53. <https://doi.org/10.1126/science.1244693>

Harfoot, Michael B. J., Tim Newbold, Derek P. Tittensor, Stephen Emmott, Jon Hutton, Vassily Lyutsarev, Matthew J. Smith, Jörn P. W. Scharlemann, and Drew W. Purves. "Emergent Global Patterns of Ecosystem Structure and Function from a Mechanistic General Ecosystem Model." *PLoS Biology* 12, no. 4 (2014). <https://doi.org/10.1371/journal.pbio.1001841>

Harlan, J. R., and J. M. J. de Wet. "Toward a Rational Classification of Cultivated Plants." *Taxon* 20, no. 4 (1971): 509–17. <https://doi.org/10.2307/1218252>

Harmsworth, G. R., R. G. Young, D. Walker, J. E. Clapcott, and T. James. "Linkages between Cultural and Scientific Indicators of River and Stream Health." *New Zealand Journal of Marine and Freshwater Research* 45, no. 3 (2011): 423–36. <https://doi.org/10.1080/00288330.2011.570767>

Harsch, Melanie A., Philip E. Hulme, Matt S. McGlone, and Richard P. Duncan. "Are Treelines Advancing? A Global Meta-Analysis of Treeline Response to Climate Warming." *Ecology Letters* 12, no. 10 (Oktober 2009): 1040–49. <https://doi.org/10.1111/j.1461-0248.2009.01355.x>

Harvey, Graham. *Animism: Respecting the Living World*. Columbia University Press, 2006.

Hassell, James M., Michael Begon, Melissa J. Ward, and Eric M. Fèvre. "Urbanization and Disease Emergence: Dynamics at the Wildlife–Livestock–Human Interface." *Trends in Ecology & Evolution* 32, no. 1 (2017): 55–67. <https://doi.org/10.1016/j.tree.2016.09.012>

He, Fangliang, and Stephen P. Hubbell. "Species–Area Relationships Always Overestimate Extinction Rates from Habitat Loss." *Nature* 473 (May 2011): 368.

Heinimann, Andreas, Ole Mertz, Steve Froking, Andreas Egelund Christensen, Kaspar Hurni, Fernando Sedano, Louise Parsons Chini, Ritvik Sahajpal, Matthew Hansen, and George Hurtt. "A Global View of Shifting Cultivation: Recent, Current, and Future Extent." *PLOS ONE* 12, no. 9 (September 2017): e0184479. <https://doi.org/10.1371/journal.pone.0184479>

Hejda, Martin, and Francesco de Bello. "Impact of Plant Invasions on Functional Diversity in the Vegetation of Central Europe." *Journal of Vegetation Science* 24, no. 5 (September 2013): 890–97. <https://doi.org/10.1111/jvs.12026>

Heldbjerg, H., A. Kivaňová, and A. Anselin. "The Status of Winter Land Bird Monitoring in Europe." *Bird Census News* 29, no. 1–2 (2015): 3–8.

Henriksson, Patrik J. G., Andreu Rico, Max Troell, Dane H. Klinger, Alejandro H. Buschmann, Sonja Saksida, Mohan V. Chadag, and Wenbo

Zhang. “Unpacking Factors Influencing Antimicrobial Use in Global Aquaculture and Their Implication for Management: A Review from a Systems Perspective.” *Sustainability Science* 13, no. 4 (2018): 1105–20. <https://doi.org/10.1007/s11625-017-0511-8>

Henriksson, Patrik J. G., Andreu Rico, Wenbo Zhang, Sk Ahmad-Al-Nahid, Richard Newton, Lam T. Phan, Zongfeng Zhang, et al. “Comparison of Asian Aquaculture Products by Use of Statistically Supported Life Cycle Assessment.” *Environmental Science & Technology* 49, no. 24 (December 2015): 14176–83. <https://doi.org/10.1021/acs.est.5b04634>

Henwood, W. “Momentum Continues to Grow.” *Temp Grassl Conserv Initiat Newsl* 8 (2012): 1.

Henwood, W. “The World’s Temperate Grasslands: A Beleaguered Biome.” *Parks* 8 (1998): 1–2.

Herrero, Mario, Petr Havlík, Hugo Valin, An Notenbaert, Mariana C. Rufino, Philip K. Thornton, Michael Blümmel, Franz Weiss, Delia Grace, and Michael Obersteiner. “Biomass Use, Production, Feed Efficiencies, and Greenhouse Gas Emissions from Global Livestock Systems.” *Proceedings of the National Academy of Sciences* 110, no. 52 (December 2013): 20888. <https://doi.org/10.1073/pnas.1308149110>

Hevia, Violeta, Berta Martín-López, Sara Palomo, Marina García-Llorente, Francesco de Bello, and José A. González. “Trait-Based Approaches to Analyze Links between the Drivers of Change and Ecosystem Services: Synthesizing Existing Evidence and Future Challenges.” *Ecology and Evolution* 7, no. 3 (February 2017): 831–44. <https://doi.org/10.1002/ece3.2692>

Higgins, Steven I., and Simon Scheiter. “Atmospheric CO₂ Forces Abrupt Vegetation Shifts Locally, but Not Globally.” *Nature* advance on (2012): 10.1038/nature11238.

Hill, Samantha L. L., Ricardo Gonzalez, Katia Sanchez-Ortiz, Emma Caton, Felipe Espinoza, Tim Newbold, Jason Tyljanakis, Jörn P. W. Scharlemann, Adriana De Palma, and Andy Purvis. “Worldwide Impacts of Past and Projected

Future Land-Use Change on Local Species Richness and the Biodiversity Intactness Index.” *BioRxiv*, 2018. <http://biorxiv.org/content/early/2018/05/01/311787.abstract>

Hillenbrand, Claus-Dieter, James A. Smith, David A. Hodell, Mervyn Greaves, Christopher R. Poole, Sev Kender, Mark Williams, et al. “West Antarctic Ice Sheet Retreat Driven by Holocene Warm Water Incursions.” *Nature* 547 (July 2017): 43.

Hiremath, Ankila J., and Bharath Sundaram. “The Fire-Lantana Cycle Hypothesis in Indian Forests.” *Conservation and Society* 3, no. 1 (2005): 26–42.

Hoegh-Guldberg, O., and J. F. Bruno. “The Impact of Climate Change on the World’s Marine Ecosystems.” *Science* 328, no. 5985 (2010): 1523–28. <https://doi.org/10.1126/science.1189930>

Hoegh-Guldberg, O., R. Cai, E. S. Poloczanska, P. G. Brewer, S. Sundby, K. Himi, V. J. Fabry, and S. Jung. “The Ocean.” In *Climate Change 2014: Impacts, Adaptation, and Vulnerability. Part B: Regional Aspects. Contribution of Working Group II to the Fifth Assessment Report of the Intergovernmental Panel on Climate Change*, 1655–1731. Cambridge, United Kingdom and New York, NY, USA: Cambridge University Press, 2014.

Hoekstra, Jonathan M., Timothy M. Boucher, Taylor H. Ricketts, and Carter Roberts. “Confronting a Biome Crisis: Global Disparities of Habitat Loss and Protection.” *Ecology Letters* 8, no. 1 (2005): 23–29. <https://doi.org/10.1111/j.1461-0248.2004.00686.x>

Hoffmann, Michael, Craig Hilton-Taylor, Ariadne Angulo, Monika Böhm, Thomas M. Brooks, Stuart H. M. Butchart, Kent E. Carpenter, et al. “The Impact of Conservation on the Status of the World’s Vertebrates.” *Science* 330, no. 6010 (December 2010): 1503–9. <https://doi.org/10.1126/science.1194442>

Hoffmann, William A., Verusca M. P. C. Lucatelli, Franciane J. Silva, Isaac N. C. Azevedo, Marcelo da S. Marinho, Ana Maria S. Albuquerque, Apoena de O. Lopes, and Silvana P. Moreira. “Impact of the Invasive Alien Grass *Melinis* Minutiflora at the Savanna-Forest Ecotone in the Brazilian Cerrado.” *Diversity and Distributions* 10, no. 2 (March 2004):

99–103. <https://doi.org/10.1111/j.1366-9516.2004.00063.x>

Holm, P., A.H. Marboe, B. Poulsen, and B.R. MacKenzie. “Marine Animal Populations: A New Look Back in Time.” In *Life in the World’s Oceans: Diversity, Distribution, and Abundance*, edited by A.D. McIntyre, 3–23. Oxford: Blackwell Publishing Ltd, 2010.

Hooidonk, Ruben van, Jeffrey Maynard, Jerker Tamelander, Jamison Gove, Gabby Ahmadi, Laurie Raymundo, Gareth Williams, Scott F. Heron, and Serge Planes. “Local-Scale Projections of Coral Reef Futures and Implications of the Paris Agreement.” *Scientific Reports* 6 (December 2016): 39666.

Hooper, David U., E. Carol Adair, Bradley J. Cardinal, Jarrett E. K. Byrnes, Bruce a Hungate, Kristin L. Matulich, Andrew Gonzalez, et al. “A Global Synthesis Reveals Biodiversity Loss as a Major Driver of Ecosystem Change.” *Nature* 486, no. 7401 (2012): 105–8. <https://doi.org/10.1038/nature11118>

Hopping, Kelly A., Ciren Yangzong, and Julia A. Klein. “Local Knowledge Production, Transmission, and the Importance of Village Leaders in a Network of Tibetan Pastoralists Coping with Environmental Change.” *Ecology and Society* 21, no. 1 (February 2016): art25. <https://doi.org/10.5751/ES-08009-210125>

Hortal, Joaquín, Francesco de Bello, José Alexandre F. Diniz-Filho, Thomas M. Lewinsohn, Jorge M. Lobo, and Richard J. Ladle. “Seven Shortfalls That Beset Large-Scale Knowledge of Biodiversity.” *Annual Review of Ecology, Evolution, and Systematics* 46, no. 1 (December 2015): 523–49. <https://doi.org/10.1146/annurev-ecolsys-112414-054400>

Hoskins, Andrew J., Thomas D. Harwood, Chris Ware, Kristen J. Williams, Justin J. Perry, Noboru Ota, Jim R. Croft, et al. “Supporting Global Biodiversity Assessment through High-Resolution Macroecological Modelling: Methodological Underpinnings of the BILBI Framework.” *BioRxiv*, 2018.

Hosonuma, Noriko, Martin Herold, Veronique De Sy, Ruth S. De Fries, Maria Brockhaus, Louis Verchot,

Arild Angelsen, and Erika Romijn.

"An Assessment of Deforestation and Forest Degradation Drivers in Developing Countries." *Environmental Research Letters* 7, no. 4 (2012): 044009. <https://doi.org/10.1088/1748-9326/7/4/044009>

Howarth, Robert W. "Nutrient Limitation of Net Primary Production in Marine Ecosystems." *Annual Review of Ecology and Systematics* 19, no. 1 (November 1988): 89–110. <https://doi.org/10.1146/annurev.es.19.110188.000513>

Hughes, Terry P., Kristen D. Anderson, Sean R. Connolly, Scott F. Heron, James T. Kerry, Janice M. Lough, Andrew H. Baird, et al. "Spatial and Temporal Patterns of Mass Bleaching of Corals in the Anthropocene." *Science* 359, no. 6371 (January 2018): 80–LP-83. <https://doi.org/10.1126/science.aan8048>

Hunn, E. S. *Nch'i-Wána, "the Big River": Mid-Columbia Indians and Their Land*. University of Washington Press, 1991. <https://books.google.de/books?id=2Nx1guRPcu8C>

Huntington, Henry P., Lori T.

Quakenbush, and Nelson Mark. "Effects of Changing Sea Ice on Marine Mammals and Subsistence Hunters in Northern Alaska from Traditional Knowledge Interviews." *Biology Letters* 12, no. 8 (August 2016): 20160198. <https://doi.org/10.1098/rsbl.2016.0198>

Huntington, HP, S Fox, F Berkes,

and I Krupnik. "The Changing Arctic: Indigenous Perspectives." In *Arctic Climate Impact Assessment*, edited by ACIA, 61–98. Cambridge: Cambridge University Press, 2005.

Hurt, G. C., L. P. Chini, R. Sahajpal, S. E. Frolking, B. Boudirsky, K. V. Calvin, J. C. Doelman, et al. "LUH2: Harmonization of Global Land-Use Scenarios for the Period 850–2100." In *AGU Fall Meeting Abstracts*, GC13A-01, 2018.

Huston, Michael A., and Steve

Wolverton. "The Global Distribution of Net Primary Production: Resolving the Paradox." *Ecological Monographs* 79, no. 3 (August 1, 2009): 343–77. <https://doi.org/10.1890/08-0588.1>

Imhoff, Marc L., Lahouari Bounoua, Taylor Ricketts, Colby Loucks, Robert

Harriss, and William T. Lawrence.

"Global Patterns in Human Consumption of Net Primary Production." *Nature* 429 (June 2004): 870.

Inchausti, Pablo, and John Halley.

"Investigating Long-Term Ecological Variability Using the Global Population Dynamics Database." *Science* 293, no. 5530 (July 2001): 655–LP-657. <https://doi.org/10.1126/science.293.5530.655>

Ingty, Tenzing. "High Mountain Communities and Climate Change: Adaptation, Traditional Ecological Knowledge, and Institutions," 2017. <https://doi.org/10.1007/s10584-017-2080-3>

Inskip, Chloe, and Alexandra

Zimmermann. "Human-Felid Conflict: A Review of Patterns and Priorities Worldwide." *Oryx* 43, no. 1 (2009): 18–34. <https://doi.org/10.1017/S003060530899030X>

Inuit Circumpolar Council. "Alaskan Inuit Food Security Conceptual Framework: How To Assess the Arctic From an Inuit Perspective." Anchorage, Alaska, 2015.

IPBES. *Summary for Policymakers of the Assessment Report on Land Degradation and Restoration of the Intergovernmental Science-Policy Platform on Biodiversity and Ecosystem Services*. Edited by R. Scholes, L. Montanarella, A. Brainich, N. Barger, B. ten Brink, M. Cantele, B. Erasmus, et al. Bonn, Germany: IPBES Secretariat, 2018.

IPBES. *The Assessment Report of the Intergovernmental Science-Policy Platform on Biodiversity and Ecosystem Services on Pollinators, Pollination and Food Production*. Edited by S. G. Potts, V. L. Imperatriz-Fonseca, and H. T. Ngo. Bonn, Germany: Intergovernmental Science-Policy Platform on Biodiversity and Ecosystem Services (IPBES), 2016.

IPCC. *Climate Change 2013: The Physical Science Basis. Contribution of Working Group I to the Fifth Assessment Report of the Intergovernmental Panel on Climate Change*. Edited by T. F. Stocker, D. Qin, G.-K. Plattner, M. Tignor, S. K. Allen, J. Boschung, A. Nauels, Y. Xia, V. Bex, and P. M. Midgley. Cambridge, United Kingdom and New York, NY, USA: Cambridge University Press, 2013.

IPCC. *Climate Change 2014: Synthesis Report. Contribution of Working Groups I, II and III to the Fifth Assessment Report of the Intergovernmental Panel on Climate Change*. Edited by Core writing team, R. K. Pachauri, and L. A. Meyer. Geneva, Switzerland: IPCC, 2014.

IUCN. *IUCN Red List of Threatened Species Version 2017.3*, 2017. www.iucnredlist.org

IUCN. *The IUCN Red List of Threatened Species*. International Union for Conservation of Nature - IUCN, 2018. <https://www.iucnredlist.org/>

Jackson, Stephen T., and Dov F. Sax.

Balancing Biodiversity in a Changing Environment: Extinction Debt, Immigration Credit and Species Turnover. Vol. 25. 3, 2010.

Jacobi, Johanna, Monika Schneider, Maria Isabel Pillco, and Stephan Rist.

"Social-Ecological Resilience in Organic and Non-Organic Cocoa Farming Systems in the Yungas of Bolivia." In *Tropentag 2013 - Agricultural Development within the Rural-Urban Continuum*, edited by Eric Tielkes, 478. Stuttgart-Hohenheim, Germany, 2013. <http://orgprints.org/24782/>

Jacobsen, Sven-Erik, Marten Sørensen, Søren Marcus Pedersen, and Jacob

Weiner. "Using Our Agrobiodiversity: Plant-Based Solutions to Feed the World." *Agronomy for Sustainable Development* 35, no. 4 (2015): 1217–35. <https://doi.org/10.1007/s13593-015-0325-y>

Jandreau, C., and F. Berkes. "Continuity and Change within the Social-Ecological and Political Landscape of the Maasai Mara, Kenya." *Pastoralism* 6, no. 1 (2016): 1.

Jarvis, D. I., A. H. D. Brown, P. H.

Cuong, L. Collado-Panduro, L. Latournerie-Moreno, S. Gyawali, T. Tanto, et al. "A Global Perspective of the Richness and Evenness of Traditional Crop-Variety Diversity Maintained by Farming Communities." *Proceedings of the National Academy of Sciences*, 2008. <https://doi.org/10.1073/pnas.0800607105>

Jarzyna, Marta A., and Walter Jetz.

"Taxonomic and Functional Diversity Change Is Scale Dependent." *Nature Communications* 9, no. 1 (2018): 2565. <https://doi.org/10.1038/s41467-018-04889-z>

Jennings, Simon, and Michel J.

Kaiser. "The Effects of Fishing on Marine Ecosystems." In *Advances in Marine Biology*, edited by J.H.S. Blaxter, A.J. Southward, and P.A. Tyler, 34:201–352. Academic Press, 1998. [https://doi.org/10.1016/S0065-2881\(08\)60212-6](https://doi.org/10.1016/S0065-2881(08)60212-6)

Jerozolinski, Adriano, and Carlos A.

Peres. "Bringing Home the Biggest Bacon: A Cross-Site Analysis of the Structure of Hunter-Kill Profiles in Neotropical Forests." *Biological Conservation* 111, no. 3 (2003): 415–25. [https://doi.org/10.1016/S0006-3207\(02\)00310-5](https://doi.org/10.1016/S0006-3207(02)00310-5)

Jetz, W., G. H. Thomas, J. B. Joy, K.

Hartmann, and A. O. Mooers. "The Global Diversity of Birds in Space and Time." *Nature* 491 (October 2012): 444.

Jetz, Walter, Jeannine Cavender-

Bares, Ryan Pavlick, David Schimel, Frank W. Davis, Gregory P. Asner, Robert Guralnick, et al. "Monitoring Plant Functional Diversity from Space." *Nature Plants* 2, no. 3 (March 2, 2016): 16024. <https://doi.org/10.1038/nplants.2016.24>

Jetz, Walter, and Carsten Rahbek.

"Geographic Range Size and Determinants of Avian Species Richness." *Science* 297, no. 5586 (August 2002): 1548–LP-1551. <https://doi.org/10.1126/science.1072779>

Jírová, A., A. Klaudivová, and K.

Prach. "Spontaneous Restoration of Target Vegetation in Old-Fields in a Central European Landscape: A Repeated Analysis after Three Decades." *Applied Vegetation Science* 15 (2012): 245–52.

Johannes, R.E. *Words of the Lagoon:*

Fishing and Marine Lore in the Palau District of Micro-Nesia. Berkeley: University of California Press, 1981.

Johnson, C. N. "Determinants of Loss

of Mammal Species during the Late Quaternary 'megafauna' Extinctions: Life History and Ecology, but Not Body Size." *Proceedings. Biological Sciences* 269, no. 1506 (November 2002): 2221–27. <https://doi.org/10.1098/rspb.2002.2130>

Johnson, C. N. "Ecological Consequences

of Late Quaternary Extinctions of Megafauna." *Proceedings. Biological Sciences* 276, no. 1667 (July 2009):

2509–19. <https://doi.org/10.1098/rspb.2008.1921>

Johnson, Christopher N., Andrew Balmford, Barry W. Brook, Jessie C.

Buettel, Mauro Galetti, Lei Guangchun, and Janet M. Wilmshurst. "Biodiversity Losses and Conservation Responses in the Anthropocene." *Science* 356, no. 6335 (2017). <https://doi.org/10.1126/science.aam9317>

Johnson, G. L. M. "Aboriginal Burning

for Vegetation Management in Northwest British Columbia." *Human Ecology* 22, no. 2 (1994): 171–88.

Johnson, Marc T. J., and Jason

Munshi-South. "Evolution of Life in Urban Environments." *Science* 358, no. 6363 (November 2017): eaam8327. <https://doi.org/10.1126/science.aam8327>

Johnson, Michael P., and Peter H.

Raven. "Species Number and Endemism: The Galápagos Archipelago Revisited." *Science* 179, no. 4076 (March 1973): 893–LP-895. <https://doi.org/10.1126/science.179.4076.893>

Jones, Daniel O. B., Stefanie Kaiser,

Andrew K. Sweetman, Craig R. Smith, Lenaick Menot, Annemiek Vink, Dwight Trueblood, et al. "Biological Responses to Disturbance from Simulated Deep-Sea Polymetallic Nodule Mining." *PLOS ONE* 12, no. 2 (February 8, 2017): e0171750. <https://doi.org/10.1371/journal.pone.0171750>

Jones, Kendall R., Carissa J. Klein,

Benjamin S. Halpern, Oscar Venter, Hedley Grantham, Caitlin D. Kuempel, Nicole Shumway, Alan M. Friedlander, Hugh P. Possingham, and James E.

M. Watson. "The Location and Protection Status of Earth's Diminishing Marine Wilderness." *Current Biology* 28, no. 15 (2018): 2506–2512.e3. <https://doi.org/10.1016/j.cub.2018.06.010>

Joosten, Hans, Andrey Sirin, John

Couwenberg, Jukka Laine, and Pete Smith. "The Role of Peatlands in Climate Regulation." In *Peatland Restoration and Ecosystem Services: Science, Policy and Practice*, edited by A. Bonn, T. Allott, M. Evans, H. Joosten, and R. Stoneman, 66. Cambridge University Press, 2016.

Jørgensen, C., B. Ernande, and Ø.

Fiksen. "Size-Selective Fishing Gear and Life History Evolution in the Northeast

Arctic Cod." *Evolutionary Applications* 2 (2009): 356–70.

Jørgensen, Christian, Katja Enberg, Erin S. Dunlop, Robert Arlinghaus, David S.

Boukal, Keith Brander, Bruno Ernande, et al. "Ecology: Managing Evolving Fish Stocks." *Science* 318, no. 5854 (November 23, 2007): 1247. <https://doi.org/10.1126/science.1148089>

Juan-Jordá, M. J., I. Mosqueira, J. Freire,

and N. K. Dulvy. "Population Declines of Tuna and Relatives Depend on Their Speed of Life." *Proceedings. Biological Sciences* 282, no. 1811 (July 2015): 20150322. <https://doi.org/10.1098/rspb.2015.0322>

Junk, Wolfgang J., Shuqing An, C. M.

Finlayson, Brij Gopal, Jan Květ, Stephen A. Mitchell, William J. Mitsch, and Richard D. Robarts. "Current State of Knowledge Regarding the World's Wetlands and Their Future under Global Climate Change: A Synthesis." *Aquatic Sciences* 75, no. 1 (January 1, 2013): 151–67. <https://doi.org/10.1007/s00027-012-0278-z>

Kaiser, M. J., M. J. Attrill, P. J. B.

Williams, S. Jennings, D. N. Thomas, and D. K. A. Barnes. *Marine Ecology: Processes, Systems, and Impacts.* OUP Oxford, 2011. <https://books.google.de/books?id=WYKcAQAQBAJ>

Kakinuma, Kaoru, Tomoo Okayasu,

Undarmaa Jamsran, Toshiya Okuro, and Kazuhiko Takeuchi. "Herding Strategies during a Drought Vary at Multiple Scales in Mongolian Rangeland." *Journal of Arid Environments* 109 (2014): 88–91. <https://doi.org/10.1016/j.jaridenv.2014.05.024>

Kakinuma, Kaoru, Takahiro Ozaki, Seiki

Takatsuki, and Jonjin Chuluun. "How Pastoralists in Mongolia Perceive Vegetation Changes Caused by Grazing." *Nomadic Peoples* 12, no. 2 (2008): 67–73. <https://doi.org/doi:10.3167/np.2008.120205>

Kämpf, J., and P. Chapman. *Upwelling Systems of the World: A Scientific Journey to the Most Productive Marine Ecosystems.* Switzerland: Springer, 2016.

Kaplan, J.O., K.M. Krumhardt, and

N. Zimmermann. "The Prehistoric and Preindustrial Deforestation of Europe." *Quaternary Science Reviews* 28, no. 27 (2009): 3016–34.

Karstensen, Johannes, Lothar Stramma, and Martin Visbeck. “Oxygen Minimum Zones in the Eastern Tropical Atlantic and Pacific Oceans.” *Prog. Oceanogr.* 77 (2008): 331–50.

Kaschner, Kristin, Derek P. Tittensor, Jonathan Ready, Tim Gerrodette, and Boris Worm. “Current and Future Patterns of Global Marine Mammal Biodiversity.” *PLoS ONE* 6, no. 5 (May 2011): e19653. <https://doi.org/10.1371/journal.pone.0019653>

Kattge, J., S. Díaz, S. Lavorel, I. C. Prentice, P. Leadley, G. Bönisch, E. Garnier, et al. “TRY - a Global Database of Plant Traits.” *Global Change Biology* 17, no. 9 (2011): 2905–35. <https://doi.org/10.1111/j.1365-2486.2011.02451.x>

Keast, Allen. “Competitive interactions and the evolution of ecological niches as illustrated by the Australian honeyeater genus *meliphagidae*.” *Evolution* 22, no. 4 (December 1968): 762–84. <https://doi.org/10.1111/j.1558-5646.1968.tb03476.x>

Keenan, R. J. “Climate Change Impacts and Adaptation in Forest Management: A Review.” *Annals of Forest Science* 72 (2015): 145–67. <https://doi.org/10.1007/s13595-014-0446-5>

Keenan, Rodney J, Gregory A Reams, Frédéric Achard, Joberto V. de Freitas, Alan Grainger, and Erik Lindquist. “Dynamics of Global Forest Area: Results from the FAO Global Forest Resources Assessment 2015.” *Forest Ecology and Management* 352 (2015): 9–20. <https://doi.org/10.1016/j.foreco.2015.06.014>

Kennedy, Christina M., Eric Lonsdorf, Maile C. Neel, Neal M. Williams, Taylor H. Ricketts, Rachael Winfree, Riccardo Bommarco, et al. “A Global Quantitative Synthesis of Local and Landscape Effects on Wild Bee Pollinators in Agroecosystems.” *Ecology Letters* 16, no. 5 (2013): 584–99. <https://doi.org/10.1111/ele.12082>

Kennelly, S. J. *By-Catch Reduction in the World's Fisheries. Reviews: Methods and Technologies in Fish Biology and Fisheries.* Springer Netherlands, 2007. https://books.google.de/books?id=s7RKQC_6fHMC

Khatri, Nitasha, and Sanjiv Tyagi. “Influences of Natural and Anthropogenic

Factors on Surface and Groundwater Quality in Rural and Urban Areas.” *Frontiers in Life Science* 8, no. 1 (January 2, 2015): 23–39. <https://doi.org/10.1080/21553769.2014.933716>

Khon, V. C., I. I. Mokhov, M. Latif, V. A. Semenov, and W. Park. “Perspectives of Northern Sea Route and Northwest Passage in the Twenty-First Century.” *Climatic Change* 100, no. 3 (June 1, 2010): 757–68. <https://doi.org/10.1007/s10584-009-9683-2>

Khoury, Colin K., Harold A. Achicanoy, Anne D. Bjorkman, Carlos Navarro-Racines, Luigi Guarino, Ximena Flores-Palacios, Johannes M. M. Engels, et al. “Origins of Food Crops Connect Countries Worldwide.” *Proceedings of the Royal Society B: Biological Sciences* 283, no. 1832 (June 2016): 20160792. <https://doi.org/10.1098/rspb.2016.0792>

Kier, Gerold, and Wilhelm Barthlott. “Measuring and Mapping Endemism and Species Richness: A New Methodological Approach and Its Application on the Flora of Africa.” *Biodiversity & Conservation* 10, no. 9 (2001): 1513–29. <https://doi.org/10.1023/A:1011812528849>

Kim, HyeJin, Isabel M. D. Rosa, Rob Alkemade, Paul Leadley, George Hurtt, Alexander Popp, Detlef van Vuuren, et al. “A Protocol for an Intercomparison of Biodiversity and Ecosystem Services Models Using Harmonized Land-Use and Climate Scenarios.” *BioRxiv*, April 2018, 300632. <https://doi.org/10.1101/300632>

Kimiti, K. S., O. V. Wasonga, D. Western, and J. S. Mbau. “Community Perceptions on Spatio-Temporal Land Use Changes in the Amboseli Ecosystem, Southern Kenya.” *Pastoralism* 6, no. 1 (2016): 24.

Kindlmann, Pavel, Vojtech Jarošík, and Anthony FG Dixon. “12 Population Dynamics.” In *Aphids as Crop Pests*, edited by H. van Emden and R. Harrington, 311–29. Wallingford: CAB International, 2007.

Kingsford, Richard T., Alberto Basset, and Leland Jackson. “Wetlands: Conservation's Poor Cousins.” *Aquatic Conservation: Marine and Freshwater Ecosystems* 26, no. 5 (September 1, 2016): 892–916. <https://doi.org/10.1002/aqc.2709>

Kint, V., W. Aertsen, M. Campioli, D. Vansteenkiste, A. Delcloo, and B. Muys. “Radial Growth Change of Temperate Tree Species in Response to Altered Regional Climate and Air Quality in the Period 1901–2008.” *Climate Change* 115, no. 2 (2012): 343–63.

Kis, J., S. Barta, L. Elekes, L. Engi, T. Fegyver, J. Kecskeméti, L. Lajkó, and J. Szabó. “Traditional Herders' Knowledge and Worldview and Their Role in Managing Biodiversity and Ecosystem Services of Extensive Pastures.” In *Knowing Our Land and Resources: Indigenous and Local Knowledge of Biodiversity and Ecosystem Services in Europe & Central Asia*, edited by M. Roué and Z. Molnár, 57–71. Knowledges of Nature 9. Paris: UNESCO, 2017.

Klausmeyer, K. R., and M. R. Shaw. “Climate Change, Habitat Loss, Protected Areas and the Climate Adaptation Potential of Species in Mediterranean Ecosystems Worldwide.” *Plos One*, no. July (2009): e6392–e6392.

Klein Goldewijk, Kees, Arthur Beusen, Jonathan Doelman, and Elke Stehfest. “Anthropogenic Land Use Estimates for the Holocene – HYDE 3.2.” *Earth System Science Data* 9, no. 2 (December 1, 2017): 927–53. <https://doi.org/10.5194/essd-9-927-2017>

Kleunen, Mark van, Wayne Dawson, Franz Essl, Jan Pergl, Marten Winter, Ewald Weber, Holger Kreft, et al. “Global Exchange and Accumulation of Non-Native Plants.” *Nature* 525, no. 7567 (August 2015): 100–103. <https://doi.org/10.1038/nature14910>

Klinger, Dane H., Simon A. Levin, and James R. Watson. “The Growth of Finfish in Global Open-Ocean Aquaculture under Climate Change.” *Proceedings of the Royal Society B: Biological Sciences* 284, no. 1864 (2017): 20170834. <https://doi.org/10.1098/rspb.2017.0834>

Klinger, Dane, and Rosamond Naylor. “Searching for Solutions in Aquaculture: Charting a Sustainable Course.” *Annual Review of Environment and Resources* 37, no. 1 (October 2012): 247–76. <https://doi.org/10.1146/annurev-environ-021111-161531>

Knapp, Sonja, Oliver Schweiger, Alexandra Kraberg, Harald Asmus, Ragnhild Asmus, Thomas Brey, Stephan Frickenhaus, et al. “Do Drivers of Biodiversity Change Differ in Importance across Marine and Terrestrial Systems — Or Is It Just Different Research Communities’ Perspectives?” *Science of the Total Environment* 574 (2017): 191–203. <https://doi.org/10.1016/j.scitotenv.2016.09.002>

Knowlton, N., R.E. Brainard, R. Fisher, M. Moews, L. Plaisance, and M.J. Caley. “Coral Reef Biodiversity.” In *Life in the World’s Oceans: Diversity, Distribution, and Abundance*, edited by A.D. McIntyre, 65–77. Oxford: Blackwell Publishing Ltd, 2010.

Kobayashi, Mimako, Siwa Msangi, Miroslav Batka, Stefania Vannuccini, Madan M. Dey, and James L. Anderson. “Fish to 2030: The Role and Opportunity for Aquaculture.” *Aquaculture Economics & Management* 19, no. 3 (July 2015): 282–300. <https://doi.org/10.1080/13657305.2015.994240>

Kondo, Masayuki, Kazuhito Ichii, Prabir K. Patra, Benjamin Poulter, Leonardo Calle, Charles Koven, Thomas A. M. Pugh, et al. “Plant Regrowth as a Driver of Recent Enhancement of Terrestrial CO₂ Uptake.” *Geophysical Research Letters* 45, no. 10 (May 2018): 4820–30. <https://doi.org/10.1029/2018GL077633>

Korotchenko, I., and M. Peregrym. “Ukrainian Steppes in the Past, at Present and in the Future.” In *Eurasian Steppes. Ecological Problems and Livelihoods in a Changing World*, edited by M.J.A. Werger and M. van Staaldunin, 173–96. Heidelberg: Springer, 2012.

Kostoski, G., C. Albrecht, S. Trajanovski, and T. Wilke. “A Freshwater Biodiversity Hotspot under Pressure — Assessing Threats and Identifying Conservation Needs for Ancient Lake Ohrid.” *Biogeosciences* 7 (2010): 3999–4015.

Krausmann, Fridolin, Karl-Heinz Erb, Simone Gingrich, Helmut Haberl, Alberte Bondeau, Veronika Gaube, Christian Lauk, Christoph Plutzer, and Timothy D. Searchinger. “Global Human Appropriation of Net Primary Production Doubled in the 20th Century.” *Proceedings of the National Academy of Sciences of the United States of America* 110, no. 25 (June

2013): 10324–29. <https://doi.org/10.1073/pnas.1211349110>

Kreft, H., and W. Jetz. “Global Patterns and Determinants of Vascular Plant Diversity.” *Proceedings of the National Academy of Sciences* 104, no. 14 (2007): 5925–30.

Kress, W. John, Carlos García-Robledo, Maria Uriarte, and David L. Erickson. “DNA Barcodes for Ecology, Evolution, and Conservation.” *Trends in Ecology & Evolution* 30, no. 1 (2015): 25–35. <https://doi.org/10.1016/j.tree.2014.10.008>

Krishnaswamy, Ajit, and Arthur Hanson, eds. *Our Forests, Our Future. Summary Report of the World Commission on Forests and Sustainable Development*. World Commission on Forests and Sustainable Development, 1999.

Kühling, Insa, Gabriele Broll, and Dieter Trautz. “Spatio-Temporal Analysis of Agricultural Land-Use Intensity across the Western Siberian Grain Belt.” *Science of the Total Environment* 544 (February 15, 2016): 271–80. <https://doi.org/10.1016/j.scitotenv.2015.11.129>

Kurz, W.A., C.H. Shaw, C. Boisvenue, G. Stinson, J. Metsaranta, D. Leckie, A. Dyk, C. Smyth, and E.T. Neilson. “Carbon in Canada’s Boreal Forest — a Synthesis.” *Environmental Reviews* 21 (2013): 260–92.

Kuussaari, Mikko, Riccardo Bommarco, Risto K. Heikkinen, Aveliina Helm, Jochen Krauss, Regina Lindborg, Erik Öckinger, et al. *Extinction Debt: A Challenge for Biodiversity Conservation*. Vol. 24. 10, 2009.

Laliberté, Etienne, Jessie A. Wells, Fabrice DeClerck, Daniel J. Metcalfe, Carla P. Catterall, Cibele Queiroz, Isabelle Aubin, et al. “Land-Use Intensification Reduces Functional Redundancy and Response Diversity in Plant Communities.” *Ecology Letters* 13, no. 1 (January 2010): 76–86. <https://doi.org/10.1111/j.1461-0248.2009.01403.x>

Lambin, Eric F., Helmut J. Geist, and Erika Lepers. “Dynamics of Land-Use and Land-Cover Change in Tropical Regions.” *Annual Review of Environment and Resources* 28 (November 2003): 205–41. <https://doi.org/10.1146/annurev.energy.28.050302.105459>

Larsen, Brendan B., Elizabeth C. Miller, Matthew K. Rhodes, and John J. Wiens. “Inordinate Fondness Multiplied and Redistributed: The Number of Species on Earth and the New Pie of Life.” *The Quarterly Review of Biology* 92, no. 3 (August 2017): 229–65. <https://doi.org/10.1086/693564>

Larson, Greger, and Dorian Q. Fuller. “The Evolution of Animal Domestication.” *Annual Review of Ecology, Evolution, and Systematics* 45, no. 1 (November 23, 2014): 115–36. <https://doi.org/10.1146/annurev-ecolsys-110512-135813>

Larson, Greger, Dolores R. Piperno, Robin G. Allaby, Michael D. Purugganan, Leif Andersson, Manuel Arroyo-Kalin, Loukas Barton, et al. “Current Perspectives and the Future of Domestication Studies.” *Proceedings of the National Academy of Sciences* 111, no. 17 (April 2014): 6139–LP-6146. <https://doi.org/10.1073/pnas.1323964111>

Lavorel, S., and E. Garnier. “Predicting Changes in Community Composition and Ecosystem Functioning from Plant Traits: Revisiting the Holy Grail.” *Functional Ecology* 16, no. 5 (October 2002): 545–56. <https://doi.org/10.1046/j.1365-2435.2002.00664.x>

Lavorel, Sandra. “Plant Functional Effects on Ecosystem Services.” *Journal of Ecology* 101, no. 1 (January 2013): 4–8. <https://doi.org/10.1111/1365-2745.12031>

Lazarus, D. Eli. “Toward a Global Classification of Coastal Anthromes.” *Land* 6, no. 1 (2017). <https://doi.org/10.3390/land6010013>

Le Quéré, C., R. M. Andrew, P. Friedlingstein, S. Sitch, J. Pongratz, A. C. Manning, J. I. Korsbakken, et al. “Global Carbon Budget 2017.” *Earth System Science Data* 10, no. 1 (2018): 405–48. <https://doi.org/10.5194/essd-10-405-2018>

Lee, S. *Traditional Knowledge and Wisdom: Themes from the Pacific Islands*. Korea: UNESCO/ICHCAP, 2014.

Lee, Tien Ming, and Walter Jetz. “Unravelling the Structure of Species Extinction Risk for Predictive Conservation Science.” *Proceedings. Biological Sciences* 278, no. 1710 (May 2011):

1329–38. <https://doi.org/10.1098/rspb.2010.1877>

Lehmann, C. E. R., T. M. Anderson, M. Sankaran, S. I. Higgins, S. Archibald, W. A. Hoffmann, N. P. Hanan, et al.

“Savanna Vegetation–Fire–Climate Relationships Differ Among Continents.” *Science* 343, no. 6170 (2014): 548–52. <https://doi.org/10.1126/science.1247355>

Lehmann, Caroline E. R. “Savannas Need Protection.” *Science* 327, no. 5966 (February 2010): 642–LP–643. <https://doi.org/10.1126/science.327.5966.642-c>

Leigh, Deborah M., Andrew Hendry, Ella Vazquez-Dominguez, and Vicki Friesen. “Six Percent Loss of Genetic Variation in Wild Populations since the Industrial Revolution.” *BioRxiv*, January 2018, 488650. <https://doi.org/10.1101/488650>

Levin, L. “Oxygen Minimum Zone Benthos: Adaptations and Community Responses to Hypoxia.” *Oceanography and Marine Biology: An Annual Review* 41 (2003): 1–45.

Lewis, Owen T. “Climate Change, Species–Area Curves and the Extinction Crisis.” *Philosophical Transactions of the Royal Society of London. Series B, Biological Sciences* 361, no. 1465 (January 2006): 163–71. <https://doi.org/10.1098/rstb.2005.1712>

Liang, Junyi, Jianguang Xia, Zheng Shi, Lifan Jiang, Shuang Ma, Xingjie Lu, Marguerite Mauritz, et al. “Biotic Responses Buffer Warming–Induced Soil Organic Carbon Loss in Arctic Tundra.” *Global Change Biology* 24, no. 10 (October 2018): 4946–59. <https://doi.org/10.1111/gcb.14325>

Liermann, Catherine Reidy, Christer Nilsson, James Robertson, and Rebecca Y. Ng. “Implications of Dam Obstruction for Global Freshwater Fish Diversity.” *BioScience* 62, no. 6 (June 1, 2012): 539–48. <https://doi.org/10.1525/bio.2012.62.6.5>

Lightfoot, Kent G., Rob Q. Cuthrell, Cristie M. Boone, Roger Byrne, Andreas S. Chavez, Laurel Collins, Alicia Cowart, et al. “Anthropogenic Burning on the Central California Coast in Late Holocene and Early Historical Times: Findings,

Implications, and Future Directions.” *California Archaeology* 5, no. 2 (December 2013): 371–90. <https://doi.org/10.1179/1947461X13Z.00000000020>

Lindenmayer, David B., William F. Laurance, and Jerry F. Franklin. “Global Decline in Large Old Trees.” *Science* 338, no. 6112 (December 7, 2012): 1305. <https://doi.org/10.1126/science.1231070>

Linderholm, Hans W. “Growing Season Changes in the Last Century.” *Agricultural and Forest Meteorology* 137, no. 1 (2006): 1–14. <https://doi.org/10.1016/j.agrformet.2006.03.006>

Lindsay, R., and A. Schweiger. “Arctic Sea Ice Thickness Loss Determined Using Subsurface, Aircraft, and Satellite Observations.” *The Cryosphere* 9 (2015): 269–83.

Lips, Karen R. “Overview of Chytrid Emergence and Impacts on Amphibians.” *Philosophical Transactions of the Royal Society of London. Series B, Biological Sciences* 371, no. 1709 (December 2016): 20150465. <https://doi.org/10.1098/rstb.2015.0465>

Liu, Yi Y., Albert I. J. M. van Dijk, Richard A. M. de Jeu, Josep G. Canadell, Matthew F. McCabe, Jason P. Evans, and Guojie Wang. “Recent Reversal in Loss of Global Terrestrial Biomass.” *Nature Climate Change* 5 (2015): 470. <https://doi.org/10.1038/nclimate2581>

Lobell, David B., and Christopher B. Field. “Global Scale Climate–Crop Yield Relationships and the Impacts of Recent Warming.” *Environmental Research Letters* 2, no. 1 (März 2007): 014002. <https://doi.org/10.1088/1748-9326/2/1/014002>

Lockie, S., S. Rockloff, and B. Muir. “Indigenous Coastal and Waterways Resource Management. Current Reflections and Future Directions.” Technical Report. 24. Cooperative Research Centre for Coastal Zone, Estuary & Waterway Management, 2003.

Longhurst, Alan, Shubha Sathyendranath, Trevor Platt, and Carla Caverhill. “An Estimate of Global Primary Production in the Ocean from Satellite Radiometer Data.” *Journal of Plankton Research* 17, no. 6 (June 1995): 1245–71. <https://doi.org/10.1093/plankt/17.6.1245>

Loomis, David K., Peter B. Ortnor, Christopher R. Kelble, and Shona K. Paterson. “Developing Integrated Ecosystem Indices.” *Ecological Indicators* 44 (2014): 57–62. <https://doi.org/10.1016/j.ecolind.2014.02.032>

Lopez-Sanchez, A., A. San Miguel, C. Lopez-Carrasco, L. Huntsinger, and S. Roig. “The Important Role of Scattered Trees on the Herbaceous Diversity of a Grazed Mediterranean Dehesa.” *Acta Oecologica* 76 (2016): 31–38. <https://doi.org/10.1016/j.actao.2016.08.003>

Lorenzo, P., A. Palomera-Pérez, M.J. Reigosa, and L. González. “Allelopathic Interference of Invasive *Acacia dealbata* Link on the Physiological Parameters of Native Understorey Species.” *Plant Ecology* 212, no. 3 (2011): 403–12.

Loss, Scott R., Tom Will, and Peter P. Marra. “The Impact of Free-Ranging Domestic Cats on Wildlife of the United States.” *Nature Communications* 4 (January 2013): 1396.

Loughland, T., A. Reid, K. Walker, and P. Petocz. “Factors Influencing Young People’s Conceptions of Environment.” *Environ Educ Res* 9 (2003): 3–19.

Luck, Gary W., Gretchen C. Daily, and Paul R. Ehrlich. “Population Diversity and Ecosystem Services.” *Trends in Ecology & Evolution* 18, no. 7 (July 2003): 331–36. [https://doi.org/10.1016/S0169-5347\(03\)00100-9](https://doi.org/10.1016/S0169-5347(03)00100-9)

Lundquist, C., K. A. Harhash, D. Armenteras, N. Chettri, J. Mwangombe Mwamodenyi, V. Prydatko, S. Acebey Quiroga, and A. Rasolohery. “Building Capacity for Developing, Interpreting and Using Scenarios and Models.” In *IPBES (2016): The Methodological Assessment Report on Scenarios and Models of Biodiversity and Ecosystem Services*, edited by S. Ferrier, K. N. Ninan, P. Leadley, R. Alkemade, L. A. Acosta, H. R. Akcakaya, L. Brotons, et al. Bonn, Germany: Secretariat of the Intergovernmental Science–Policy Platform for Biodiversity and Ecosystem Services, 2016.

Luz, Ana Catarina, Jaime Paneque-Gálvez, Maximilien Guéze, Joan Pino, Manuel J Macía, Martí Orta-Martínez, and Victoria Reyes-García. “Continuity and Change in Hunting Behaviour

among Contemporary Indigenous Peoples." *Biological Conservation* 209 (2017): 17–26. <https://doi.org/10.1016/j.biocon.2017.02.002>

Lykke, A. M. "Local Perceptions of Vegetation Change and Priorities for Conservation of Woody-Savanna Vegetation in Senegal." *Journal of Environmental Management* 59, no. 2 (2000): 107–20. <https://doi.org/10.1006/jema.2000.0336>

Lyons, S. Kathleen, Kathryn L. Amatangelo, Anna K. Behrensmeyer, Antoine Bercovici, Jessica L. Blois, Matt Davis, William A. DiMichele, et al. "Holocene Shifts in the Assembly of Plant and Animal Communities Implicate Human Impacts." *Nature* 529 (December 2016): 80.

Lyver, P. O' B., P. Timoti, C. J. Jones, S. J. Richardson, B. L. Tahi, and S. Greenhalgh. "An Indigenous Community-Based Monitoring System for Assessing Forest Health in New Zealand." *Biodiversity and Conservation* 26, no. 13 (December 1, 2017): 3183–3212. <https://doi.org/10.1007/s10531-016-1142-6>

Ma, Z., C. Peng, Q. Zhu, H. Chen, G. Yu, W. Li, X. Zhou, W. Wang, and W. Zhang. "Regional Drought-Induced Reduction in the Biomass Carbon Sink of Canada's Boreal Forests." *Proceedings National Academy of Science* 109, no. 7 (2012): 2423–27.

MacDonald, Joanna Petrusek, James D. Ford, Ashlee Cunsolo Willox, and Nancy A. Ross. "A Review of Protective Factors and Causal Mechanisms That Enhance the Mental Health of Indigenous Circumpolar Youth." *International Journal of Circumpolar Health* 72 (December 2013): 21775. <https://doi.org/10.3402/ijch.v72i0.21775>

Mace, G. M., B. Reyers, R. Alkemade, R. Biggs, F. S. Chapin, S. E. Cornell, S. Díaz, et al. "Approaches to Defining a Planetary Boundary for Biodiversity." *Global Environmental Change* 28, no. 1 (2014). <https://doi.org/10.1016/j.gloenvcha.2014.07.009>

Mace, Georgina M. "Whose Conservation?" *Science* 345, no. 6204 (2014): 1558–60. <https://doi.org/10.1126/science.1254704>

Mace, Georgina M., and Jonathan E. M. Baillie. "The 2010 Biodiversity Indicators: Challenges for Science and Policy."

Conservation Biology 21, no. 6 (December 2007): 1406–13. <https://doi.org/10.1111/j.1523-1739.2007.00830.x>

Mace, Georgina M., Ken Norris, and Alastair H. Fitter. "Biodiversity and Ecosystem Services: A Multilayered Relationship." *Trends in Ecology and Evolution* 27, no. 1 (2012): 19–25. <https://doi.org/10.1016/j.tree.2011.08.006>

Maffi, Luisa. *On Biocultural Diversity: Linking Language, Knowledge, and the Environment*. Smithsonian Institution Press Washington, DC, 2001.

Malcolm, Jay R., Canran Liu, Ronald P. Neilson, Lara Hansen, and Lee Hannah. "Global Warming and Extinctions of Endemic Species from Biodiversity Hotspots." *Conservation Biology* 20, no. 2 (2006): 538–48. <https://doi.org/10.1111/j.1523-1739.2006.00364.x>

Maldonado, Julie Koppel, Christine Shearer, Robin Bronen, Kristina Peterson, and Heather Lazrus. "The Impact of Climate Change on Tribal Communities in the US: Displacement, Relocation, and Human Rights." *Climate Change and Indigenous Peoples in the United States: Impacts, Experiences and Actions*, 2014, 93–106. https://doi.org/10.1007/978-3-319-05266-3_8

Malviya, Shruti, Eleonora Scalco, Stéphane Audic, Flora Vincent, Alaguraj Veluchamy, Julie Poulain, Patrick Wincker, et al. "Insights into Global Diatom Distribution and Diversity in the World's Ocean." *Proceedings of the National Academy of Sciences* 113, no. 11 (March 2016): E1516-LP-E1525. <https://doi.org/10.1073/pnas.1509523113>

Mankga, Ledile T., and Kowiyou Yessoufou. "Factors Driving the Global Decline of Cycad Diversity." *AoB PLANTS* 9, no. 4 (July 2017). <https://doi.org/10.1093/aobpla/plx022>

Manno, C., S. Sandrini, L. Tositti, and A. Accornero. "First Stages of Degradation of Limacina Helicina Shells Observed above the Aragonite Chemical Lysocline in Terra Nova Bay (Antarctica)." *Journal of Marine Systems* 68, no. 1 (November 1, 2007): 91–102. <https://doi.org/10.1016/j.jmarsys.2006.11.002>

Mantyka-Pringle, Chrystal S., Timothy D. Jardine, Lori Bradford, Lalita Bharadwaj, Andrew P. Kythreotis, Jennifer Fresque-Baxter, Erin Kelly, et al. "Bridging Science and Traditional Knowledge to Assess Cumulative Impacts of Stressors on Ecosystem Health." *Environment International* 102 (May 2017): 125–37. <https://doi.org/10.1016/j.envint.2017.02.008>

Map of life. *Indicators - Trends in Biodiversity Knowledge, Distribution, and Conservation*, 2018. <https://mol.org/indicators/>

Marchese, Christian. "Biodiversity Hotspots: A Shortcut for a More Complicated Concept." *Global Ecology and Conservation* 3 (2015): 297–309. <https://doi.org/10.1016/j.gecco.2014.12.008>

Marengo, Jose A., Lincoln M. Alves, Wagner R. Soares, Daniel A. Rodriguez, Helio Camargo, Marco Paredes Riveros, and Amelia Diaz Pabló. "Two Contrasting Severe Seasonal Extremes in Tropical South America in 2012: Flood in Amazonia and Drought in Northeast Brazil." *Journal of Climate* 26, no. 22 (July 12, 2013): 9137–54. <https://doi.org/10.1175/JCLI-D-12-00642.1>

Margules, C. R., and R. L. Pressey. "Systematic Conservation Planning." *Nature* 405, no. 6783 (May 2000): 243–53. <https://doi.org/10.1038/35012251>

Marine Stewardship Council. "Global Impacts Report." London: MSC, 2016.

Marlon, J. R., P. J. Bartlein, C. Carcaillet, D. G. Gavin, S. P. Harrison, P. E. Higuera, F. Joos, M. J. Power, and I. C. Prentice. "Climate and Human Influences on Global Biomass Burning over the Past Two Millennia." *Nature Geoscience* 1, no. 10 (October 2008): 697–702. <https://doi.org/10.1038/ngeo313>

Matthews, Thomas J., H. Eden Cottee-Jones, and Robert J. Whittaker. "Habitat Fragmentation and the Species–Area Relationship: A Focus on Total Species Richness Obscures the Impact of Habitat Loss on Habitat Specialists." *Diversity and Distributions* 20, no. 10 (October 2014): 1136–46. <https://doi.org/10.1111/ddi.12227>

McCartney, Matthew P., Lisa-Maria Rebelo, and Sonali Senaratna Sellamuttu. "Wetlands, Livelihoods and

Human Health.” In *Wetlands and Human Health*, edited by C Max Finlayson, Pierre Horwitz, and Philip Weinstein, 123–48. Dordrecht: Springer Netherlands, 2015. https://doi.org/10.1007/978-94-017-9609-5_7

McCauley, D. J., M. L. Pinsky, S. R. Palumbi, J. A. Estes, F. H. Joyce, and R. R. Warner. “Marine Defaunation: Animal Loss in the Global Ocean.” *Science (New York, N.Y.)* 347, no. 6219 (January 2015). <https://doi.org/10.1126/science.1255641>

McGill, Brian J., Maria Dornelas, Nicholas J. Gotelli, and Anne E. Magurran. “Fifteen Forms of Biodiversity Trend in the Anthropocene.” *Trends in Ecology & Evolution* 30, no. 2 (February 2015): 104–13. <https://doi.org/10.1016/J.TREE.2014.11.006>

McKey, Doyle B., Mélisse Durécu, Marc Pouilly, Philippe Béarez, Alex Ovando, Mashuta Kalebe, and Carl F. Huchzermeyer. “Present-Day African Analogue of a Pre-European Amazonian Floodplain Fishery Shows Convergence in Cultural Niche Construction.” *Proceedings of the National Academy of Sciences* 113, no. 52 (December 2016): 14938. <https://doi.org/10.1073/pnas.1613169114>

McKinney, Michael L. “Urbanization, Biodiversity, and Conservation: The Impacts of Urbanization on Native Species Are Poorly Studied, but Educating a Highly Urbanized Human Population about These Impacts Can Greatly Improve Species Conservation in All Ecosystems.” *BioScience* 52, no. 10 (October 2002): 883–90. [https://doi.org/10.1641/0006-3568\(2002\)052\[0883:UBAC\]2.0.CO;2](https://doi.org/10.1641/0006-3568(2002)052[0883:UBAC]2.0.CO;2)

McKinney, Michael L., and Julie L. Lockwood. *Biotic Homogenization: A Few Winners Replacing Many Losers in the next Mass Extinction*. Vol. 14. 11, 1999.

McLachlan, Jason S., Jessica J. Hellmann, and Mark W. Schwartz. “A Framework for Debate of Assisted Migration in an Era of Climate Change.” *Conservation Biology* 21, no. 2 (April 2007): 297–302. <https://doi.org/10.1111/j.1523-1739.2007.00676.x>

McRae, Louise, Stefanie Deinet, and Robin Freeman. “The Diversity-Weighted Living Planet Index: Controlling

for Taxonomic Bias in a Global Biodiversity Indicator.” *PLoS ONE* 12, no. 1 (2017). <https://doi.org/10.1371/journal.pone.0169156>

Meiri, Shai, and Tamar Dayan. “On the Validity of Bergmann’s Rule.” *Journal of Biogeography* 30, no. 3 (2003): 331–51. <https://doi.org/10.1046/j.1365-2699.2003.00837.x>

Menot, Lenaïck, Myriam Sibuet, Robert S. Carney, Lisa A. Levin, Gilbert T. Rowe, David S. M. Billett, Gary Poore, Hiroshi Kitazato, Ann Vanreusel, and Joëlle Galéron. “New Perceptions of Continental Margin Biodiversity.” *Life in the World’s Oceans: Diversity, Distribution, and Abundance*, Edited by: McIntyre, AD, 2010, 79–103.

Merilä, Juha, and Andrew P. Hendry. *Climate Change, Adaptation, and Phenotypic Plasticity: The Problem and the Evidence*. Vol. 7. 1, 2014.

Mertens, A., and C. Promberger. *Economic Aspects of Large Carnivore-Livestock Conflicts in Romania*. Ursus, 2001.

Merunková, K., and M. Chytrý. “Environmental Control of Species Richness and Composition in Upland Grasslands of the Southern Czech Republic.” *Plant Ecology* 213, no. 4 (2012): 591–602.

Meyfroidt, Patrick, and Eric F. Lambin. “Global Forest Transition: Prospects for an End to Deforestation.” *Annual Review of Environment and Resources* 36, no. 1 (November 2011): 343–71. <https://doi.org/10.1146/annurev-environ-090710-143732>

Michon, Geneviève. “Revisiting the Resilience of Chestnut Forests in Corsica: From Social-Ecological Systems Theory to Political Ecology.” *Ecology and Society* 16, no. 2 (2011): 5. <http://www.ecologyandsociety.org/vol16/iss2/art5/>

Michon, Geneviève. *Agriculteurs à l’ombre Des Forêts Du Monde : Agroforesteries Vernaculaires*. Actes Sud, 2015.

Michon, Genevieve, Hubert de Foresta, Ahmad Kusworo, and Patrice Levang. “The Damar Agroforests of Krui, Indonesia: Justice for Forest Farmers.” In *People, Plants and Justice: The Politics of Nature Conservation*, edited by C. Zerner, 159–203. USA: Columbia University Press, 2000.

Mijatović, Dunja, Frederik Van Oudenhoven, Pablo Eyzaguirre, and Toby Hodgkin. “The Role of Agricultural Biodiversity in Strengthening Resilience to Climate Change: Towards an Analytical Framework.” *International Journal of Agricultural Sustainability* 11, no. 2 (May 2012): 95–107. <https://doi.org/10.1080/14735903.2012.691221>

Miles, Lera, Adrian C. Newton, Ruth S. DeFries, Corinna Ravilious, Ian May, Simon Blyth, Valerie Kapos, and James E. Gordon. “A Global Overview of the Conservation Status of Tropical Dry Forests.” *Journal of Biogeography* 33, no. 3 (2006): 491–505. <https://doi.org/10.1111/j.1365-2699.2005.01424.x>

Millenium Ecosystem Assessment. *Ecosystems and Human Well-Being: Synthesis*. Washington, D.C.: Island Press, 2005. www.islandpress.org

Miller, A. M., and I. Davidson-Hunt. “Fire, Agency and Scale in the Creation of Aboriginal Cultural Landscapes.” *Human Ecology* 38, no. 3 (2010): 401–14. <https://doi.org/10.1007/s10745-010-9325-3>

Miraldo, Andreia, Sen Li, Michael K. Borregaard, Alexander Flórez-Rodríguez, Shyam Gopalakrishnan, Mirnesa Rizvanovic, Zhiheng Wang, Carsten Rahbek, Katharine A. Marske, and David Nogués-Bravo. “An Anthropocene Map of Genetic Diversity.” *Science* 353, no. 6307 (September 2016): 1532-LP-1535. <https://doi.org/10.1126/science.aaf4381>

Mittermeier, RA, P. Robles-Gil, M Hoffmann, J Pilgrim, T Brooks, CG Mittermeier, J Lamoreux, and GAB Da Fonseca. *Hotspots Revisited: Earth’s Biologically Richest and Most Endangered Terrestrial Ecoregions*. Mexico City: CEMEX, 2004.

Mittermeier, Russell A., Will R. Turner, Frank W. Larsen, Thomas M. Brooks, and Claude Gascon. “Global Biodiversity Conservation: The Critical Role of Hotspots.” In *Biodiversity Hotspots: Distribution and Protection of Conservation Priority Areas*, edited by Frank E. Zachos and Jan Christian Habel, 3–22. Berlin, Heidelberg: Springer Berlin Heidelberg, 2011. https://doi.org/10.1007/978-3-642-20992-5_1

Moilanen, Atte. "Landscape Zonation, Benefit Functions and Target-Based Planning: Unifying Reserve Selection Strategies." *Biological Conservation* 134, no. 4 (2007): 571–79. <https://doi.org/10.1016/j.biocon.2006.09.008>

Moller, Henrik, Fikret Berkes, Philip O. Brian Lyver, and Mina Kislalioglu. "Combining Science and Traditional Ecological Knowledge : Monitoring Populations for Co-Management." *Ecology And Society* 9, no. 3 (2004): 2. <https://doi.org/10.1016/j.anbehav.2004.02.016>

Molnár, Z., M. Bíró, S. Bartha, and G. Fekete. "Past Trends, Present State and Future Prospects of Hungarian Forest-Steppes." In *Eurasian Steppes. Ecological Problems and Livelihoods in a Changing World*, edited by M.J.A. Werger and M. van Staalduin, 209–52. Heidelberg: Springer, 2012.

Molnár, Zs. "Perception and Management of Spatio-Temporal Pasture Heterogeneity by Hungarian Herders." *Rangeland Ecology & Management* 67 (2014): 107–18.

Molnar, Zsolt, and Fikret Berkes. "Role of Traditional Ecological Knowledge in Linking Cultural and Natural Capital in Cultural Landscapes." In *Reconnecting Natural and Cultural Capital. Contributions from Science and Policy.*, edited by Zingari PC Paracchini ML, 183–93. European Union, 2018. <https://ec.europa.eu/jrc/en>

Molnár, Zsolt, József Kís, Csaba Vadász, László Papp, István Sándor, Sándor Béres, Gábor Sinka, and Anna Varga. "Common and Conflicting Objectives and Practices of Herders and Conservation Managers: The Need for a Conservation Herder." *Ecosystem Health and Sustainability* 2, no. 4 (2016): 1–16. <https://doi.org/10.1002/ehs2.1215>

Molnár, Zsolt, L. Sáfián, J. Máté, S. Barta, D. P. Sütő, Ábel Molnár, and Anna Varga. "It Does Matter Who Leans on the Stick': Hungarian Herders' Perspectives on Biodiversity, Ecosystem Services and Their Drivers." In *Knowing Our Lands and Resources. Indigenous and Local Knowledge of Biodiversity and Ecosystem Services in Europe and Central Asia*, edited by M. Roue and Zsolt Molnar, 41–55. Knowledges of Nature 9. Paris: UNESCO, 2017.

Monsarrat, Sophie, M. Grazia Pennino, Tim D. Smith, Randall R. Reeves, Christine N. Meynard, David M. Kaplan, and Ana S.L. Rodrigues. "A Spatially Explicit Estimate of the Prewhaling Abundance of the Endangered North Atlantic Right Whale." *Conservation Biology* 30, no. 4 (August 1, 2016): 783–91. <https://doi.org/10.1111/cobi.12664>

Moodley, Yoshan, Isa-Rita M. Russo, Desiré L. Dalton, Antoinette Kotzé, Shadrack Muya, Patricia Haubensak, Boglárka Bálint, et al. "Extinctions, Genetic Erosion and Conservation Options for the Black Rhinoceros (*Diceros Bicornis*)." *Scientific Reports* 7 (February 2017): 41417. <https://doi.org/10.1038/srep41417>

Moore, Jonathan Harry, Saifon Sittimongkol, Ahimsa Campos-Arceiz, Tok Sumpah, and Markus Peter Eichhorn. "Fruit Gardens Enhance Mammal Diversity and Biomass in a Southeast Asian Rainforest." *Biological Conservation* 194 (February 1, 2016): 132–38. <https://doi.org/10.1016/j.biocon.2015.12.015>

Moore, Joslin L., Manne Lisa, Brooks Thomas, Burgess Neil D, Davies Robert, Rahbek Carsten, Williams Paul, and Balmford Andrew. "The Distribution of Cultural and Biological Diversity in Africa." *Proceedings of the Royal Society of London. Series B: Biological Sciences* 269, no. 1501 (August 2002): 1645–53. <https://doi.org/10.1098/rspb.2002.2075>

Mora, Camilo, Derek P. Tittensor, Sina Adl, Alastair G. B. Simpson, and Boris Worm. "How Many Species Are There on Earth and in the Ocean?" *PLoS Biology* 9, no. 8 (August 2011): e1001127. <https://doi.org/10.1371/journal.pbio.1001127>

Morrow, Michael E., Rebecca E. Chester, Sarah E. Lehnen, Bastiaan M. Drees, and John E. Toepfer. "Indirect Effects of Red Imported Fire Ants on Attwater's Prairie-Chicken Brood Survival." *The Journal of Wildlife Management* 79, no. 6 (August 1, 2015): 898–906. <https://doi.org/10.1002/jwmg.915>

Motte-Florac, Elisabeth, Yildiz Aumeeruddy-Thomas, and Edmond Dounias. *People and Natures. Hommes et Natures. Seres Humanos y Naturalezas*. Marseille: IRD Editions, 2012.

Mouillot, David, David R. Bellwood, Christopher Baraloto, Jerome Chave, Rene Galzin, Mireille Harmelin-Vivien, Michel Kulbicki, et al. "Rare Species Support Vulnerable Functions in High-Diversity Ecosystems." *PLoS Biology* 11, no. 5 (May 2013): e1001569. <https://doi.org/10.1371/journal.pbio.1001569>

Mugwedi, F. Lutendo, Mathieu Rouget, Benis Egoh, Sershen, Syd Ramdhani, Rob Slotow, and L. Jorge Rentería. *An Assessment of a Community-Based, Forest Restoration Programme in Durban (EThekwin), South Africa*. Vol. 8, 8, 2017.

Muller, B, F Bohn, G Dressler, J Groeneveld, C Klassert, R Martin, M Schluter, J Schulze, H Weise, and N Schwarz. "Describing Human Decisions in Agent-Based Models - ODD plus D, an Extension of the ODD Protocol." *Environmental Modelling & Software* 48 (2013): 37–48. <https://doi.org/10.1016/j.envsoft.2013.06.003>

Mundy, Phillip R., and Danielle F. Evenson. "Environmental Controls of Phenology of High-Latitude Chinook Salmon Populations of the Yukon River, North America, with Application to Fishery Management." *ICES Journal of Marine Science* 68, no. 6 (January 1, 2011): 1155–64. <https://doi.org/10.1093/icesjms/fsr080>

Mungkung, R., M. Phillips, S. Castine, M. Beveridge, N. Nawapakpilai S. Chaiyawannakarn, and R. Waite. "Exploratory Analysis of Resource Demand and the Environmental Footprint of Future Aquaculture Development Using Life Cycle Assessment," 2014. <https://books.google.de/books?id=AOEBQAAQBAJ>

Murphy, Brett, Alan N. Andersen, and Catherine L. Parr. "The Underestimated Biodiversity of Tropical Grassy Biomes." *Philosophical Transactions of the Royal Society B: Biological Sciences* 371, no. 1703 (September 2016): 20150319. <https://doi.org/10.1098/rstb.2015.0319>

Myers, Norman, Russell A. Mittermeier, Cristina G. Mittermeier, Gustavo A. B. Da Fonseca, and Jennifer Kent. "Biodiversity Hotspots for Conservation Priorities." *NATURE* |, 2000. www.nature.com

Myers, Samuel S., Matthew R. Smith, Sarah Guth, Christopher D. Golden, Babu Vaitla, Nathaniel D. Mueller, Alan D. Dangour, and Peter Huybers. "Climate Change and Global Food Systems: Potential Impacts on Food Security and Undernutrition." *Annual Review of Public Health* 38, no. 1 (March 2017): 259–77. <https://doi.org/10.1146/annurev-publhealth-031816-044356>

Myers-Smith, Isla H., Sarah C. Elmendorf, Pieter S. A. Beck, Martin Wilmsking, Martin Hallinger, Daan Blok, Ken D. Tape, et al. "Climate Sensitivity of Shrub Growth across the Tundra Biome." *Nature Climate Change* 5, no. 9 (July 2015): 887–91. <https://doi.org/10.1038/nclimate2697>

Naess, Arne. "The Shallow and the Deep, Long-Range Ecology Movement. A Summary." *Inquiry* 16, no. 1–4 (1973): 95–100.

Natlandsmyr, Brith, and Kari Loe Hjelle. "Long-Term Vegetation Dynamics and Land-Use History: Providing a Baseline for Conservation Strategies in Protected Alnus Glutinosa Swamp Woodlands." *Forest Ecology and Management* 372 (July 15, 2016): 78–92. <https://doi.org/10.1016/j.foreco.2016.03.049>

Navarro, Laetitia M., and Henrique M. Pereira. "Rewilding Abandoned Landscapes in Europe." *Ecosystems* 15, no. 6 (September 2012): 900–912. <https://doi.org/10.1007/s10021-012-9558-7>

Naves, Liliana C. *Alaska Subsistence Harvest of Birds and Eggs, 2014, Alaska Migratory Bird Co-Management Council.* Anchorage: Alaska Department of Fish and Game Division of Subsistence Technical Paper No. 415, 2015.

Naylor, Rosamond L., Ronald W. Hardy, Dominique P. Bureau, Alice Chiu, Matthew Elliott, Anthony P. Farrell, Ian Forster, et al. "Feeding Aquaculture in an Era of Finite Resources." *Proceedings of the National Academy of Sciences* 106, no. 36 (September 2009): 15103-LP-15110. <https://doi.org/10.1073/pnas.0905235106>

Nemani, R. R., C. D. Keeling, H. Hashimoto, W. M. Jolly, S. C. Piper, C. J. Tucker, and S. W. Running. "Climate-Driven Increases in Global Terrestrial Net

Primary Production from 1982 to 1999." *Science* 300(5625) (2003): 1560 LP – 1563.

Nepstad, D., S. Schwartzman, B. Bamberger, M. Santilli, D. Ray, P. Schlesinger, P. Lefebvre, et al. "Inhibition of Amazon Deforestation and Fire by Parks and Indigenous Lands." *Conservation Biology* 20, no. 1 (February 2006): 65–73. <https://doi.org/10.1111/j.1523-1739.2006.00351.x>

Nerem, R. S., B. D. Beckley, J. T. Fasullo, B. D. Hamlington, D. Masters, and G. T. Mitchum. "Climate-Change-Driven Accelerated Sea-Level Rise Detected in the Altimeter Era." *Proceedings of the National Academy of Sciences* 115, no. 9 (February 27, 2018): 2022. <https://doi.org/10.1073/pnas.1717312115>

Newbold, Tim, Lawrence N. Hudson, Samantha L. L. Hill, Sara Contu, Igor Lyenko, Rebecca A. Senior, Luca Börger, et al. "Global Effects of Land Use on Local Terrestrial Biodiversity." *Nature* 520, no. 7545 (2015): 45–50. <https://doi.org/10.1038/nature14324>

Newbold, Tim, Lawrence N. Hudson, Helen R. P. Phillips, Samantha L. L. Hill, Sara Contu, Igor Lyenko, Abigail Blandon, et al. "A Global Model of the Response of Tropical and Sub-Tropical Forest Biodiversity to Anthropogenic Pressures." *Proceedings of the Royal Society B: Biological Sciences* 281, no. 1792 (2014): 20141371-. <https://doi.org/10.1098/rspb.2014.1371>

Newbold, Tim, Jörn P. W. Scharlemann, Stuart H. M. Butchart, Çağan H. Sekerciöglu, Rob Alkemade, Hollie Booth, and Drew W. Purves. "Ecological Traits Affect the Response of Tropical Forest Bird Species to Land-Use Intensity." *Proceedings. Biological Sciences* 280, no. 1750 (January 2013): 20122131. <https://doi.org/10.1098/rspb.2012.2131>

Newing, H., C. Eagle, R. Puri, and C. W. Watson. *Conducting Research in Conservation: A Social Science Perspective.* London and New York: Routledge, 2011.

Newmark, William D., Clinton N. Jenkins, Stuart L. Pimm, Phoebe B. McNeally, and John M. Halley. "Targeted Habitat Restoration Can Reduce Extinction Rates in Fragmented Forests." *Proceedings of the National Academy of*

Sciences 114, no. 36 (September 2017): 9635-LP-9640. <https://doi.org/10.1073/pnas.1705834114>

Nicolas, D., J. Lobry, O. Le Pape, and P. Boët. "Functional Diversity in European Estuaries: Relating the Composition of Fish Assemblages to the Abiotic Environment." *Estuarine, Coastal and Shelf Science* 88, no. 3 (July 10, 2010): 329–38. <https://doi.org/10.1016/j.ecss.2010.04.010>

Nieto, Ana, Stuart P. M. Roberts, James Kemp, Pierre Rasmont, Michael Kuhlmann, Mariana García Criado, Jacobus C. Biesmeijer, et al. *European Red List of Bees.* Luxembourg: Publication Office of the European Union, 2014.

Nilsson, Christer, and Kajsa Berggren. "Alterations of Riparian Ecosystems Caused by River Regulation: Dam Operations Have Caused Global-Scale Ecological Changes in Riparian Ecosystems. How to Protect River Environments and Human Needs of Rivers Remains One of the Most Important Questions of Our Time." *BioScience* 50, no. 9 (September 1, 2000): 783–92. [https://doi.org/10.1641/0006-3568\(2000\)050\[0783:AO RECB\]2.0.CO;2](https://doi.org/10.1641/0006-3568(2000)050[0783:AO RECB]2.0.CO;2)

Nilsson, Christer, Catherine A Reidy, Mats Dynesius, and Carmen Revenga. "Fragmentation and Flow Regulation of the World's Large River Systems." *Science* 308, no. 5720 (2005): 405–8. <https://doi.org/10.1126/science.1107887>

Nobre, Antonio Donato. "The Future Climate of Amazonia Scientific Assessment Report." *Articulación Regional Amazónica, 2014.* https://bifrostonline.org/wp-content/uploads/2018/09/Future_Climate_Amazonia.pdf

Nogué, Sandra, Peter R. Long, Amy E. Eycott, Lea de Nascimento, José María Fernández-Palacios, Gillian Petrokofsky, Vigdis Vandvik, and Kathy J. Willis. "Pollination Service Delivery for European Crops: Challenges and Opportunities." *Ecological Economics* 128 (August 1, 2016): 1–7. <https://doi.org/10.1016/j.ecolecon.2016.03.023>

Nunn, Patrick D., and Nicholas J. Reid. "Aboriginal Memories of Inundation of the Australian Coast Dating from More than 7000 Years Ago." *Australian Geographer* 47, no. 1 (January 2016): 11–47. <https://doi.org/10.1080/00049182.2015.1077539>

Nurse-Bray, Melissa, and Corporation Arabana Aboriginal. "Cultural Indicators, Country and Culture: The Arabana, Change and Water." *The Rangeland Journal* 37, no. 6 (2015): 555–69.

Nussey, Daniel H., Erik Postma, Phillip Gienapp, and Marcel E. Visser. "Selection on Heritable Phenotypic Plasticity in a Wild Bird Population." *Science* 310, no. 5746 (October 2005): 304-LP-306. <https://doi.org/10.1126/science.1117004>

Oba, G., and L.M. Kaitira. "Herder Knowledge of Landscape Assessments in Arid Rangelands in Northern Tanzania." *Journal of Arid Environments* 66, no. 1 (2006): 168–86.

Oba, G., and D. G. Kotile. "Assessments of Landscape Level Degradation in Southern Ethiopia: Pastoralists versus Ecologists." *Land Degradation & Development* 12, no. 5 (2001): 461–75. <https://doi.org/10.1002/ldr.463>

O'Brien, T. D., L. Lorenzoni, K. Isensee, and L. Valdés, eds. *What Are Marine Ecological Time Series Telling Us about the Ocean? A Status Report*. IOC Technical Series 129. IOC-UNESCO, 2017.

Ocean Health Index. "Ecological Integrity: Ocean Health Index," 2018. <http://www.oceanhealthindex.org/methodology/components/ecological-integrity>

Ochoa-Quintero, Jose Manuel, Toby A. Gardner, Isabel Rosa, Silvio Frosini de Barros Ferraz, and William J. Sutherland. "Thresholds of Species Loss in Amazonian Deforestation Frontier Landscapes." *Conservation Biology* 29, no. 2 (April 2015): 440–51. <https://doi.org/10.1111/cobi.12446>

O'Dowd, Dennis J., Peter T. Green, and P. S. Lake. "Invasional 'meltdown' on an Oceanic Island." *Ecology Letters* 6, no. 9 (September 2003): 812–17. <https://doi.org/10.1046/j.1461-0248.2003.00512.x>

Olden, Julian D. "Biotic Homogenization: A New Research Agenda for Conservation Biogeography." *Journal of Biogeography* 33, no. 12 (2006): 2027–39. <https://doi.org/10.1111/j.1365-2699.2006.01572.x>

Oldfield, S., C. Lusty, and A. MacKinven. *The World List of Threatened Trees*. World Conservation Press, 1998.

Oliver, Tom H., Matthew S. Heard, Nick J. B. Isaac, David B. Roy, Deborah Procter, Felix Eigenbrod, Rob Freckleton, et al. "Biodiversity and Resilience of Ecosystem Functions." *Trends in Ecology & Evolution* 30, no. 11 (November 2015): 673–84. <https://doi.org/10.1016/J.TREE.2015.08.009>

Olsen, Esben Moland, Stephanie M. Carlson, Jakob Gjos\ø eter, and Nils Chr Stenseth. "Nine Decades of Decreasing Phenotypic Variability in Atlantic Cod." *Ecology Letters* 12, no. 7 (July 2009): 622–31. <https://doi.org/10.1111/j.1461-0248.2009.01311.x>

Olson, D. M., E. Dinerstein, E. D. Wikramanayake, N. D. Burgess, G. V. N. Powell, E. C. Underwood, J. A. D'Amico, et al. "Terrestrial Ecoregions of the Worlds: A New Map of Life on Earth." *Bioscience* 51, no. 11 (2001): 933–38. [https://doi.org/10.1641/0006-3568\(2001\)051\[0933:TEOTWA\]2.0.CO;2](https://doi.org/10.1641/0006-3568(2001)051[0933:TEOTWA]2.0.CO;2)

Olson, Julia, Patricia M. Clay, Patricia Pinto, and Da Silva. "Author's Personal Copy Putting the Seafood in Sustainable Food Systems," 2013. <http://www.elsevier.com/authorsrights>

Ordóñez, Alejandro, Ian J. Wright, and Han Olf. "Functional Differences between Native and Alien Species: A Global-Scale Comparison." *Functional Ecology* 24, no. 6 (December 2010): 1353–61. <https://doi.org/10.1111/j.1365-2435.2010.01739.x>

Orme, C. David L., Richard G. Davies, Malcolm Burgess, Felix Eigenbrod, Nicola Pickup, Valerie A. Olson, Andrea J. Webster, et al. "Global Hotspots of Species Richness Are Not Congruent with Endemism or Threat." *Nature* 436, no. 7053 (2005): 1016–19. <https://doi.org/10.1038/nature03850>

Orme, C. David L., Richard G. Davies, Valerie A. Olson, Gavin H. Thomas, Tzung-Su Ding, Pamela C. Rasmussen, Robert S. Ridgely, et al. "Global Patterns of Geographic Range Size in Birds." *PLOS Biology* 4, no. 7 (June 2006): e208.

Ormond, R.F.G., J.D. Gage, and M.V. Angel. *Marine Biodiversity: Patterns and Processes*. Cambridge: Cambridge University Press, 1997.

Ortiz, Juan-Carlos, Nicholas H. Wolff, Kenneth R. N. Anthony, Michelle Devlin, Stephen Lewis, and Peter J. Mumby. "Impaired Recovery of the Great Barrier Reef under Cumulative Stress." *Science Advances* 4, no. 7 (July 2018): eaar6127. <https://doi.org/10.1126/sciadv.aar6127>

Ottinger, Marco, Kersten Clauss, and Claudia Kuenzer. *Aquaculture: Relevance, Distribution, Impacts and Spatial Assessments - A Review*. Vol. 119. Elsevier, 2016. <https://www.sciencedirect.com/science/article/pii/S09645669115300508>

Owens, I. P., and P. M. Bennett. "Ecological Basis of Extinction Risk in Birds: Habitat Loss versus Human Persecution and Introduced Predators." *Proceedings of the National Academy of Sciences of the United States of America* 97, no. 22 (October 2000): 12144–48. <https://doi.org/10.1073/pnas.200223397>

Oxfam, Coalition International Land, and Rights and Resources Initiative. *Common Ground. Securing Land Rights and Safeguarding the Earth*. Oxford: Oxfam, 2016. https://www.oxfamamerica.org/static/media/files/GCA_REPORT_EN_FINAL.pdf

Oyinlola, Muhammed A., Gabriel Reygondeau, Colette C. C. Wabnitz, Max Troell, and William W. L. Cheung. "Global Estimation of Areas with Suitable Environmental Conditions for Mariculture Species." *PLOS ONE* 13, no. 1 (January 2018): e0191086.

Pacifici, Michela, Wendy B. Foden, Piero Visconti, James E. M. Watson, Stuart H. M. Butchart, Kit M. Kovacs, Brett R. Scheffers, et al. "Assessing Species Vulnerability to Climate Change." *Nature Climate Change* 5, no. 3 (2015): 215–24. <https://doi.org/10.1038/nclimate2448>

Pacifici, Michela, Piero Visconti, Stuart H. M. Butchart, James E. M. Watson, Francesca M. Cassola, and Carlo Rondinini. "Species' Traits Influenced Their Response to Recent Climate Change." *Nature Climate Change* 7 (February 2017): 205.

Pagad, S., P. Genovesi, L. Carnevali, R. Scalerà, and M. Clout. "IUCN SSC Invasive Species Specialist Group: Invasive Alien Species Information Management

Supporting Practitioners, Policy Makers and Decision Takers." *Management of Biological Invasions* 6, no. 2 (2015): 127–35.

Pahlow, M., P. R. van Oel, M. M. Mekonnen, and A. Y. Hoekstra.

"Increasing Pressure on Freshwater Resources Due to Terrestrial Feed Ingredients for Aquaculture Production." *Science of The Total Environment* 536 (2015): 847–57. <https://doi.org/10.1016/j.scitotenv.2015.07.124>

Pan, Y. D., R. A. Birdsey, O. L. Phillips, and R. B. Jackson. "The Structure, Distribution, and Biomass of the World's Forests." In *Annual Review of Ecology, Evolution, and Systematics, Vol 44*, edited by D. J. Futuyma, 44:593+, 2013.

Pan, Yude, Richard A Birdsey, Jingyun Fang, Richard Houghton, Pekka E Kauppi, Werner A Kurz, Oliver L Phillips, et al. "A Large and Persistent Carbon Sink in the World's Forests." *Science* 333 (August 2011): 988–93.

Pandolfi, John M., Roger H. Bradbury, Enric Sala, Terence P. Hughes, Karen A. Bjorndal, Richard G. Cooke, Deborah McArdle, et al. "Global Trajectories of the Long-Term Decline of Coral Reef Ecosystems." *Science* 301, no. 5635 (August 2003): 955–LP-958. <https://doi.org/10.1126/science.1085706>

Parlee, Brenda L., Ellen Goddard, É Dene First Nation, and Mark Smith.

"Tracking Change: Traditional Knowledge and Monitoring of Wildlife Health in Northern Canada." *Human Dimensions of Wildlife: An International Journal* 19, no. 1 (2014): 47–61. <https://doi.org/10.1080/10871209.2013.825823>

Parmesan, Camille, and Gary Yohe. "A Globally Coherent Fingerprint of Climate Change Impacts across Natural Systems." *Nature* 421, no. 6918 (2003): 37–42. <https://doi.org/10.1038/nature01286>

Parr, Catherine L., Caroline E. R. Lehmann, William J. Bond, William A. Hoffmann, and Alan N. Andersen. "Tropical Grassy Biomes: Misunderstood, Neglected, and under Threat." *Trends in Ecology & Evolution* 29, no. 4 (2014): 205–13. <https://doi.org/10.1016/j.tree.2014.02.004>

Pauli, Harald, Michael Gottfried, Stefan Dullinger, Otari Abdaladze, Maia

Akhalkatsi, José Luis Benito Alonso, Gheorghe Coldea, et al. "Recent Plant Diversity Changes on Europe's Mountain Summits." *Science* 336, no. 6079 (April 2012): 353–LP-355. <https://doi.org/10.1126/science.1219033>.

Pauly, Daniel, Villy Christensen, Johanne Dalsgaard, Rainer Froese, and Francisco Torres Jr. "Fishing down Marine Food Webs." *Science* 279, no. 5352 (1998). <https://doi.org/10.1126/science.166.3901.72>.

Pearce, F. "Can We Find the World's Remaining Peatlands in Time to Save Them? Greifswald Mire Center," 2017. <http://e360.yale.edu/features/can-we-discover-worlds-remaining-peatlands-in-time-to-save-them>

Pearce, Tristan, James Ford, Ashlee Cunsolo Willox, and Barry Smit. "Inuit Traditional Ecological Knowledge (TEK) Subsistence Hunting and Adaptation to Climate Change in the Canadian Arctic." *Arctic* 68, no. 2 (June 2015): 233. <https://doi.org/10.14430/arctic4475>.

Peart, B., ed. *Life in a Working Landscape: Towards a Conservation Strategy for the World's Temperate Grasslands - Compendium of Regional Templates on the Status of Temperate Grasslands. Conservation and Protection.* Temperate Grasslands Conservation Initiative. Vancouver: IUCN/WCPA, 2008. www.iucn.org/files/App_2_Comp_of_Regional_Grassland_Templates.pdf.

Pechony, O., and D. T. Shindell. "Driving Forces of Global Wildfires over the Past Millennium and the Forthcoming Century." *Proceedings of the National Academy of Sciences* 107, no. 45 (November 9, 2010): 19167. <https://doi.org/10.1073/pnas.1003669107>.

Pekel, Jean-François, Andrew Cottam, Noel Gorelick, and Alan S Belward. "High-Resolution Mapping of Global Surface Water and Its Long-Term Changes." *Nature* 540, no. 7633 (2016): 418–22. <https://doi.org/10.1038/nature20584>.

Pellatt, M. G., and Z. Gedalof. "Environmental Change in Garry Oak (*Quercus Garryana*) Ecosystems: The Evolution of an Eco-Cultural Landscape." *Biodiversity and Conservation* 23, no. 8 (2014): 2053–67. <https://doi.org/10.1007/s10531-014-0703-9>

Pelletier, Nathan, Eric Audsley, Sonja Brodt, Tara Garnett, Patrik Henriksson, Alissa Kendall, Klaas Jan Kramer, David Murphy, Thomas Nemecek, and Max Troell. "Energy Intensity of Agriculture and Food Systems." *Annual Review of Environment and Resources* 36, no. 1 (October 2011): 223–46. <https://doi.org/10.1146/annurev-environ-081710-161014>

Pereira, H. M., S. Ferrier, M. Walters, G. N. Geller, R. H. G. Jongman, R. J. Scholes, M. W. Bruford, et al. "Essential Biodiversity Variables." *Science* 339, no. 6117 (2013): 277–78. <https://doi.org/10.1126/science.1229931>

Pereira, Henrique M., and Gretchen C. Daily. "Modeling Biodiversity Dynamics in Countryside Landscapes." *Ecology* 87, no. 8 (August 2006): 1877–85. [https://doi.org/10.1890/0012-9658\(2006\)87\[1877:MBD\]2.0.CO;2](https://doi.org/10.1890/0012-9658(2006)87[1877:MBD]2.0.CO;2)

Pereira, Henrique Miguel, Luís Borda-de-Água, and Inês Santos Martins. "Geometry and Scale in Species–Area Relationships." *Nature* 482 (February 2012): E3.

Periago, Maria E., Daniela M. Tamburini, Ricardo A. Ojeda, Daniel M. Cáceres, and Sandra Díaz. "Combining Ecological Aspects and Local Knowledge for the Conservation of Two Native Mammals in the Gran Chaco." *Journal of Arid Environments* 147 (December 2017): 54–62. <https://doi.org/10.1016/j.jaridenv.2017.07.017>

Pettorelli, Nathalie, Martin Wegmann, Andrew Skidmore, Sander Múcher, P. Dawson Terence, Miguel Fernandez, Richard Lucas, et al. "Framing the Concept of Satellite Remote Sensing Essential Biodiversity Variables: Challenges and Future Directions." *Remote Sensing in Ecology and Conservation* 2, no. 3 (May 2016): 122–31. <https://doi.org/10.1002/rse2.15>

Phelps, Leanne N., and Jed O. Kaplan. "Land Use for Animal Production in Global Change Studies: Defining and Characterizing a Framework." *Global Change Biology* 23, no. 11 (November 2017): 4457–71. <https://doi.org/10.1111/gcb.13732>

Pigeon, Gabriel, Marco Festa-Bianchet, David W. Coltman, and Fanie Pelletier.

"Intense Selective Hunting Leads to Artificial Evolution in Horn Size." *Evolutionary Applications* 9, no. 4 (2016): 521–30. <https://doi.org/10.1111/eva.12358>

Pimm, S. L., C. N. Jenkins, R. Abell, T. M. Brooks, J. L. Gittleman, L. N. Joppa, P. H. Raven, C. M. Roberts, and J. O. Sexton.

"The Biodiversity of Species and Their Rates of Extinction, Distribution, and Protection." *Science* 344, no. 6187 (May 2014): 1246752–1246752. <https://doi.org/10.1126/science.1246752>

Pimm, Stuart L., and Peter Raven.

"Extinction by Numbers." *Nature* 403 (February 2000): 843.

Pimm, Stuart, Peter Raven, Alan Peterson, Çağan H. Şekercioğlu, and Paul R. Ehrlich.

"Human Impacts on the Rates of Recent, Present, and Future Bird Extinctions." *Proceedings of the National Academy of Sciences* 103, no. 29 (July 2006): 10941-LP-10946. <https://doi.org/10.1073/pnas.0604181103>

Piñeiro, Gervasio, Martín Oesterheld, and José M. Paruelo.

"Seasonal Variation in Aboveground Production and Radiation-Use Efficiency of Temperate Rangelands Estimated through Remote Sensing." *Ecosystems* 9, no. 3 (April 1, 2006): 357–73. <https://doi.org/10.1007/s10021-005-0013-x>

Pinheiro, Hudson T., Giacomo Bernardi, Thiony Simon, Jean-Christophe Joyeux, Raphael M. Macieira, João Luiz Gasparini, Claudia Rocha, and Luiz A. Rocha.

"Island Biogeography of Marine Organisms." *Nature* 549 (August 2017): 82.

Pinsky, Malin L., and Stephen R.

Palumbi. "Meta-Analysis Reveals Lower Genetic Diversity in Overfished Populations." *Molecular Ecology* 23, no. 1 (January 2014): 29–39. <https://doi.org/10.1111/mec.12509>

Pires, Mathias M., Paulo R. Guimarães, Mauro Galetti, and Pedro Jordano.

"Pleistocene Megafaunal Extinctions and the Functional Loss of Long-Distance Seed-Dispersal Services." *Ecography* 41, no. 1 (January 2018): 153–63. <https://doi.org/10.1111/ecog.03163>

Pirker, Johannes, Aline Mosnier, Florian Kraxner, Petr Havlík, and

Michael Obersteiner.

"What Are the Limits to Oil Palm Expansion?" *Global Environmental Change* 40 (September 1, 2016): 73–81. <https://doi.org/10.1016/j.gloenvcha.2016.06.007>

Pitchford, J W, and J Brindley.

"Iron Limitation, Grazing Pressure and Oceanic High Nutrient-Low Chlorophyll (HNLC) Regions." *Journal of Plankton Research* 21, no. 3 (März 1999): 525–47.

Pithan, F., and T. Mauritsen.

"Arctic Amplification Dominated by Temperature Feedbacks in Contemporary Climate Models." *Nature Geoscience* 7 (2014): 181–84.

Pollock, Laura J., Wilfried Thuiller, and Walter Jetz.

"Large Conservation Gains Possible for Global Biodiversity Facets." *Nature* 546 (May 2017): 141.

Pongratz, J., C. Reick, T. Raddatz, and M. Claussen.

"A Reconstruction of Global Agricultural Areas and Land Cover for the Last Millennium." *Global Biogeochemical Cycles* 22, no. 3 (September 2008). <https://doi.org/10.1029/2007GB003153>

Porter-Bolland, Luciana, Edward A. Ellis, Manuel R. Guariguata, Isabel Ruiz-Mallén, Simoneta Negrete-Yankelevich, and Victoria Reyes-García.

"Community Managed Forests and Forest Protected Areas: An Assessment of Their Conservation Effectiveness across the Tropics." *Forest Ecology and Management*, 2012. <https://doi.org/10.1016/j.foreco.2011.05.034>

Posa, M.R.C., L. Wijedasa, and R.T. Corlett.

"Biodiversity and Conservation of Tropical Peat Swamp Forests." *BioScience* 61, no. 1 (2011): 49–57.

Posey, Darrell Addison.

"1. Introduction: Culture and Nature - The Inextricable Link." In *Cultural and Spiritual Values of Biodiversity*, 1–18. Rugby: Practical Action Publishing, 1999.

Posey, Darrell Addison.

"Indigenous Management of Tropical Forest Ecosystems: The Case of the Kayapo Indians of the Brazilian Amazon." *Agroforestry Systems* 3, no. 2 (1985): 139–58.

Potapov, P., a Yaroshenko, S.

Turubanova, M. Dubinin, L. Laestadius, C. Thies, D. Aksenov, et al. "Mapping the World's Intact Forest Landscapes by

Remote Sensing." *Ecology and Society* 13, no. 2 (2008): 16.

Potapov, Peter, Matthew C. Hansen, Lars Laestadius, Svetlana Turubanova, Alexey Yaroshenko, Christoph Thies, Wynet Smith, et al.

"The Last Frontiers of Wilderness: Tracking Loss of Intact Forest Landscapes from 2000 to 2013." *Science Advances* 3, no. 1 (2017): e1600821. <https://doi.org/10.1126/sciadv.1600821>

Prestele, Reinhard, Peter Alexander, Mark Rounsevell, Almut Arneth, Katherine Calvin, Jonathan Doelman, David Eitelberg, et al.

"Hotspots of Uncertainty in Land Use and Land Cover Change Projections: A Global Scale Model Comparison." *Global Change Biology*, no. April (2016): 0–34. <https://doi.org/10.3837/ttis.0000.00.000>

Pritchard, H. D., S. R. M. Ligtenberg, H. A. Fricker, D. G. Vaughan, M. R. van den Broeke, and L. Padman.

"Antarctic Ice-Sheet Loss Driven by Basal Melting of Ice Shelves." *Nature* 484 (April 2012): 502.

Pungetti, G., G. Oviedo, and D. Hooke, eds.

Sacred Species and Sites: Advances in Biocultural Conservation. Cambridge University Press, 2012.

Pyke, Michelle L., Sandy Toussaint, Paul G. Close, Rebecca J. Dobbs, Irene Davey, Kevin J. George, Daniel Oades, et al.

"Wetlands Need People: A Framework for Understanding and Promoting Australian Indigenous Wetland Management." *Ecology and Society* 23, no. 3 (2018). <https://doi.org/10.5751/ES-10283-230343>

Pyšek, Petr, Vojtěch Jarošík, Philip E. Hulme, Jan Pergl, Martin Hejda, Urs Schaffner, and Montserrat Vilà.

"A Global Assessment of Invasive Plant Impacts on Resident Species, Communities and Ecosystems: The Interaction of Impact Measures, Invading Species' Traits and Environment." *Global Change Biology* 18, no. 5 (May 2012): 1725–37. <https://doi.org/10.1111/j.1365-2486.2011.02636.x>

Qie, Lan, Simon L. Lewis, Martin J. P. Sullivan, Gabriela Lopez-Gonzalez, Georgia C. Pickavance, Terry Sunderland, Peter Ashton, et al.

"Long-Term Carbon Sink in Borneo's Forests Halted by Drought and Vulnerable to Edge Effects." *Nature Communications* 8, no.

1 (2017): 1966. <https://doi.org/10.1038/s41467-017-01997-0>

Rackham, Oliver. "Prospects for Landscape History and Historical Ecology." *Landscapes* 1, no. 2 (October 2000): 3–17. <https://doi.org/10.1179/lan.2000.1.2.3>

Rahel, F. J. "Homogenization of Fish Faunas across the United States." *Science (New York, N.Y.)* 288, no. 5467 (May 2000): 854–56. <https://doi.org/10.1126/SCIENCE.288.5467.854>

Ramalho, Cristina E., and Richard J. Hobbs. "Time for a Change: Dynamic Urban Ecology." *Trends in Ecology & Evolution* 27, no. 3 (2012): 179–88. <https://doi.org/10.1016/j.tree.2011.10.008>

Ramankutty, Navin, and Jonathan A. Foley. "Estimating Historical Changes in Global Land Cover: Croplands from 1700 to 1992." *Global Biogeochemical Cycles* 13, no. 4 (December 1999): 997–1027. <https://doi.org/10.1029/1999GB900046>

Ramirez-Llodra, E., A. Brandt, R. Danovaro, B. De Mol, E. Escobar, C.R. German, L.A. Levin, et al. "Deep, Diverse and Definitely Different: Unique Attributes of the World's Largest Ecosystem." *Biogeosciences* 7 (2010): 2851–99. <https://doi.org/10.5194/bg-7-2851-2010>

Ramsar. "Ramsar Sites," 2018. <https://www.ramsar.org/>

Rapalee, G., S.E. Trumbore, E.A. Davidson, J.W. Harden, and H. Veldhuis. "Soil Carbon Stocks and Their Rates of Accumulation and Loss in a Boreal Forest Landscape." *Global Biogeochemical Cycles* 12, no. 4 (1998): 687–701.

Rasolofoson, Ranaivo A., Paul J. Ferraro, Clinton N. Jenkins, and Julia P. G. Jones. "Effectiveness of Community Forest Management at Reducing Deforestation in Madagascar." *Biological Conservation* 184 (2015): 271–77. <https://doi.org/10.1016/j.biocon.2015.01.027>

Ratnam, Jayashree, William J. Bond, Rod J. Fensham, William A. Hoffmann, Sally Archibald, Caroline E. R. Lehmann, Michael T. Anderson, Steven I. Higgins, and Mahesh Sankaran. "When Is a 'forest' a Savanna, and Why Does It Matter?" *Global Ecology and Biogeography* 20, no.

5 (September 2011): 653–60. <https://doi.org/10.1111/j.1466-8238.2010.00634.x>

Ratnam, Jayashree, Kyle W. Tomlinson, Dina N. Rasquinha, and M. Sankaran. "Savannahs of Asia: Antiquity, Biogeography, and an Uncertain Future." *Philosophical Transactions of the Royal Society B: Biological Sciences* 371, no. 1703 (September 2016): 20150305. <https://doi.org/10.1098/rstb.2015.0305>

Ratnasingham, Sujeevan, and Paul D. N. Hebert. "Bold: The Barcode of Life Data System ([Http://www.Barcodinglife.Org](http://www.Barcodinglife.Org))." *Molecular Ecology Notes* 7, no. 3 (May 2007): 355–64. <https://doi.org/10.1111/j.1471-8286.2007.01678.x>

Read, Andrew F., Penelope A. Lynch, and Matthew B. Thomas. "How to Make Evolution-Proof Insecticides for Malaria Control." *PLOS Biology* 7, no. 4 (April 2009): e1000058.

Reaser, Jamie K., Laura A. Meyerson, Quentin Cronk, M. A. J. De Poorter, L. G. Eldrege, Edmund Green, Moses Kairo, et al. "Ecological and Socioeconomic Impacts of Invasive Alien Species in Island Ecosystems." *Environmental Conservation* 34, no. 2 (2007): 98–111. <https://doi.org/10.1017/S0376892907003815>

Redford, Kent H. "The Empty Forest." *BioScience* 42, no. 6 (June 1992): 412–22. <https://doi.org/10.2307/1311860>

Regnier, Pierre, Pierre Friedlingstein, Philippe Ciais, Fred T. Mackenzie, Nicolas Gruber, Ivan A. Janssens, Goulven G. Laruelle, et al. "Anthropogenic Perturbation of the Carbon Fluxes from Land to Ocean." *Nature Geoscience* 6 (June 2013): 597.

Reid, G. McG., T. Contreras MacBeath, and K. Csatádi. "Global Challenges in Freshwater-Fish Conservation Related to Public Aquariums and the Aquarium Industry." *International Zoo Yearbook* 47, no. 1 (January 1, 2013): 6–45. <https://doi.org/10.1111/izy.12020>

Reid, Noah M., Dina A. Proestou, Bryan W. Clark, Wesley C. Warren, John K. Colbourne, Joseph R. Shaw, Sibel I. Karchner, et al. "The Genomic Landscape of Rapid Repeated Evolutionary Adaptation to Toxic Pollution in Wild Fish." *Science*

354, no. 6317 (2016): 1305–8. <https://doi.org/10.1126/science.aah4993>

Reis, Vanessa, Virgilio Hermoso, Stephen K. Hamilton, Douglas Ward, Etienne Fluet-Chouinard, Bernhard Lehner, and Simon Linke. "A Global Assessment of Inland Wetland Conservation Status." *BioScience* 67, no. 6 (June 1, 2017): 523–33. <https://doi.org/10.1093/biosci/bix045>

Reis-Filho, JA, RHA Freitas, M Loiola, and L Leite. "Traditional Fisher Perceptions on the Regional Disappearance of the Largetooth Sawfish *Pristis Pristis* from the Central Coast of Brazil." *Endangered Species Research* 29 (2016): 189–200. <https://doi.org/10.3354/esr00711>

Reitalu, Triin, Lotten J. Johansson, Martin T. Sykes, Karin Hall, and Honor C. Prentice. "History Matters: Village Distances, Grazing and Grassland Species Diversity." *Journal of Applied Ecology* 47, no. 6 (December 2010): 1216–24. <https://doi.org/10.1111/j.1365-2664.2010.01875.x>

Ren, Yanjiao, Yihe Lü, and Bojie Fu. "Quantifying the Impacts of Grassland Restoration on Biodiversity and Ecosystem Services in China: A Meta-Analysis." *Ecological Engineering* 95 (October 2016): 542–50. <https://doi.org/10.1016/j.ecoleng.2016.06.082>

Rex, Michael A., and Ron J. Etter. *Deep-Sea Biodiversity: Pattern and Scale*. Harvard University Press, 2010.

Reyes-García, Victoria, Álvaro Fernández-Llamazares, Maximilien Guèze, Ariadna Garcés, Miguel Mallo, Margarita Vila-Gómez, and Marina Vilaseca. "Local Indicators of Climate Change: The Potential Contribution of Local Knowledge to Climate Research." *Wiley Interdisciplinary Reviews: Climate Change* 7, no. 1 (2016): 109–24. <https://doi.org/10.1002/wcc.374>

Reyes-García, Victoria, Jaime Paneque-Gálvez, A. Luz, Maximilien Gueze, M. Macía, Martí Orta-Martínez, and Joan Pino. "Cultural Change and Traditional Ecological Knowledge: An Empirical Analysis from the Tsimane' in the Bolivian Amazon." *Human Organization* 73, no. 2 (2014): 162–73. <https://doi.org/10.17730/humo.73.2.31nl363qgr30n017.Cultural>

RGB Kew. *State of the World's Plants* - 2016. Kew, UK: Royal Botanic Gardens, 2016. <https://stateoftheworldsplants.org/2016/>

Ribeiro, Eláine M. S., Bráulio A. Santos, Victor Arroyo-Rodríguez, Marcelo Tabarelli, Gustavo Souza, and Inara R. Leal. "Phylogenetic Impoverishment of Plant Communities Following Chronic Human Disturbances in the Brazilian Caatinga." *Ecology* 97, no. 6 (June 2016): 1583–92. <https://doi.org/10.1890/15-1122.1>

Richardson, Anthony J., Andrew Bakun, Graeme C. Hays, and Mark J. Gibbons. "The Jellyfish Joyride: Causes, Consequences and Management Responses to a More Gelatinous Future." *Trends in Ecology & Evolution* 24, no. 6 (June 1, 2009): 312–22. <https://doi.org/10.1016/j.tree.2009.01.010>

Richer de Forges, Bertrand, J. Anthony Koslow, and G. C. B. Poore. "Diversity and Endemism of the Benthic Seamount Fauna in the Southwest Pacific." *Nature* 405 (June 22, 2000): 944.

Rick, Torben C., Patrick V. Kirch, Jon M. Erlanson, and Scott M. Fitzpatrick. "Archeology, Deep History, and the Human Transformation of Island Ecosystems." *Anthropocene* 4 (2013): 33–45. <https://doi.org/10.1016/j.ancene.2013.08.002>

Ricklefs, Robert E. "A Comprehensive Framework for Global Patterns in Biodiversity." *Ecology Letters* 7, no. 1 (January 2004): 1–15. <https://doi.org/10.1046/j.1461-0248.2003.00554.x>

Rico, Andreu, Kriengkrai Satapornvanit, Mohammad M. Haque, Jiang Min, Phuong T. Nguyen, Trevor C. Telfer, and Paul J. van den Brink. "Use of Chemicals and Biological Products in Asian Aquaculture and Their Potential Environmental Risks: A Critical Review." *Reviews in Aquaculture* 4, no. 2 (2012): 75–93. <https://doi.org/10.1111/j.1753-5131.2012.01062.x>

Rico, Andreu, and Paul J. Van den Brink. "Evaluating Aquatic Invertebrate Vulnerability to Insecticides Based on Intrinsic Sensitivity, Biological Traits, and Toxic Mode of Action." *Environmental Toxicology and Chemistry* 34, no. 8 (August 2015): 1907–17. <https://doi.org/10.1002/etc.3008>

Ripple, W. J., T. M. Newsome, C. Wolf, R. Dirzo, K. T. Everatt, M. Galetti, M. W. Hayward, et al. "Collapse of the World's Largest Herbivores." *Science Advances* 1, no. 4 (May 2015): e1400103–e1400103. <https://doi.org/10.1126/sciadv.1400103>

Ripple, William J., James A. Estes, Robert L. Beschta, Christopher C. Wilmers, Euan G. Ritchie, Mark Hebblewhite, Joel Berger, et al. "Status and Ecological Effects of the World's Largest Carnivores." *Science* 343, no. 6167 (2014). <https://doi.org/10.1126/science.1241484>

Risser, P. G. "Diversity in and among Grasslands." In *Biodiversity*, edited by E. O. Wilson, 176–80. Washington D.C.: National Academies Press, 1988.

Roberts, Callum M., Colin J. McClean, John E. N. Veron, Julie P. Hawkins, Gerald R. Allen, Don E. McAllister, Cristina G. Mittermeier, et al. "Marine Biodiversity Hotspots and Conservation Priorities for Tropical Reefs." *Science* 295, no. 5558 (February 2002): 1280–LP-1284. <https://doi.org/10.1126/science.1067728>

Rocchini, Duccio, José Luis Hernández-Stefanoni, and Kate S. He. "Advancing Species Diversity Estimate by Remotely Sensed Proxies: A Conceptual Review." *Ecological Informatics* 25 (2015): 22–28. <https://doi.org/10.1016/j.ecoinf.2014.10.006>

Rode, Karyn D., Charles T. Robbins, Lynne Nelson, and Steven C. Amstrup. "Can Polar Bears Use Terrestrial Foods to Offset Lost Ice-Based Hunting Opportunities?" *Frontiers in Ecology and the Environment* 13, no. 3 (April 2015): 138–45. <https://doi.org/10.1890/140202>

Rode, K.D., E. Peacock, M. Taylor, I. Stirling, E. Born, K. Laidre, and Ø. Wiig. "A Tale of Two Polar Bear Populations: Ice Habitat, Harvest, and Body Condition" 54, no. 1 (2012): 3–18.

Rodrigues, Ana S. L., Anne Charpentier, Darío Bernal-Casasola, Armelle Gardeisen, Carlos Nores, José Antonio Pis Millán, Krista McGrath, and Camilla F. Speller. "Forgotten Mediterranean Calving Grounds of Grey and North Atlantic Right Whales: Evidence from Roman Archaeological Records." *Proceedings*

of the Royal Society B: Biological Sciences 285, no. 1882 (July 11, 2018): 20180961. <https://doi.org/10.1098/rspb.2018.0961>

Rodrigues, A.S.L., L.K. Horwitz, S. Monsarrat, and A. Charpentier. "Ancient Whale Exploitation in the Mediterranean: Species Matters." *Antiquity* 90 (2016): 928–38.

Romiguier, J., P. Gayral, M. Ballenghien, A. Bernard, V. Cahais, A. Chenuil, Y. Chiari, et al. "Comparative Population Genomics in Animals Uncovers the Determinants of Genetic Diversity." *Nature* 515 (August 2014): 261.

Root, Tl, Jt Price, Kr Hall, and Sh Schneider. "Fingerprints of Global Warming on Wild Animals and Plants." *Nature* 421, no. 6918 (2003): 57–60. <https://doi.org/10.1038/nature01309.1>

Rosenzweig, Michael L. *Species Diversity in Space and Time*. Vol. 10. 12. Cambridge: Cambridge University Press, 1995.

Rossiter, Natalie A., Samantha A. Setterfield, Michael M. Douglas, and Lindsay B. Hutley. "Testing the Grass-Fire Cycle: Alien Grass Invasion in the Tropical Savannas of Northern Australia." *Diversity and Distributions* 9, no. 3 (May 2003): 169–76. <https://doi.org/10.1046/j.1472-4642.2003.00020.x>

Roullier, C., R. Kambou, J. Paofa, D. McKey, and V. Lebot. "On the Origin of Sweet Potato (*Ipomoea Batatas* (L.) Lam.) Genetic Diversity in New Guinea, a Secondary Centre of Diversity." *Heredity* 110, no. 6 (June 2013): 594–604. <https://doi.org/10.1038/hdy.2013.14>

Roullier, Caroline, Laure Benoit, Doyle B. McKey, and Vincent Lebot. "Historical Collections Reveal Patterns of Diffusion of Sweet Potato in Oceania Obscured by Modern Plant Movements and Recombination." *Proceedings of the National Academy of Sciences* 110, no. 6 (February 5, 2013): 2205. <https://doi.org/10.1073/pnas.1211049110>

Royles, Jessica, Matthew J. Amesbury, Peter Convey, Howard Griffiths, Dominic A. Hodgson, Melanie J. Leng, and Dan J. Charman. "Plants and Soil Microbes Respond to Recent Warming on the Antarctic Peninsula."

Current Biology 23, no. 17 (September 9, 2013): 1702–6. <https://doi.org/10.1016/j.cub.2013.07.011>

Rudel, Thomas K., Laura Schneider, Maria Uriarte, B. L. Turner, Ruth S. DeFries, Deborah Lawrence, Jacqueline Geoghegan, et al. “Agricultural Intensification and Changes in Cultivated Areas, 1970–2005.” *Proceedings of the National Academy of Sciences of the United States of America* 106, no. 49 (2009): 20675–80. <https://doi.org/10.1073/pnas.0812540106>

Russell-Smith, J., P. Whitehead, and P. Cooke, eds. *Culture, Ecology and Economy of Fire Management in North Australian Savannas: Rekindling the Wurrk Tradition*. Csiro Publishing, 2009.

Russi, Daniela, Patrick Ten Brink, Andrew Farmer, Tomas Badura, David Coates, Johannes Förster, Ritesh Kumar, and Nick Davidson. *The Economics of Ecosystems and Biodiversity for Water and Wetlands*. London and Brussels & Gland: IEEP & Ramsar Secretariat, 2013.

Saatchi, Sassan S., Nancy L. Harris, Sandra Brown, Michael Lefsky, Edward T. A. Mitchard, William Salas, Brian R. Zutta, et al. “Benchmark Map of Forest Carbon Stocks in Tropical Regions across Three Continents.” *Proceedings of the National Academy of Sciences* 108, no. 24 (June 14, 2011): 9899. <https://doi.org/10.1073/pnas.1019576108>

Sahlins, Marshall. “On the Ontological Scheme of Beyond Nature and Culture.” *HAU: Journal of Ethnographic Theory* 4, no. 1 (June 2014): 281–90. <https://doi.org/10.14318/hau4.1.013>

Sahoo, Sasmita, Jean-Philippe Puyravaud, and Priya Davidar. “Local Knowledge Suggests Significant Wildlife Decline and Forest Loss in Insurgent Affected Similipal Tiger Reserve, India.” *Tropical Conservation Science* 6, no. 2 (2013): 230–40. <https://doi.org/10.1177/194008291300600205>

Sala, O. E., F. S. Chapin Iii, J. J. Armesto, E. Berlow, J. Bloomfield, R. Dirzo, E. Huber-Sanwald, et al. “Global Biodiversity Scenarios for the Year 2100.” *Science* 287, no. 5459 (2000). <https://doi.org/10.1126/science.287.5459.1770>

Salafsky, Nick, Daniel Salzer, Alison J. Stattersfield, Craig Hilton-Taylor, Rachel Neugarten, Stuart H. M. Butchart, Ben Collen, et al. “A Standard Lexicon for Biodiversity Conservation: Unified Classifications of Threats and Actions.” *Conservation Biology: The Journal of the Society for Conservation Biology* 22, no. 4 (August 2008): 897–911. <https://doi.org/10.1111/j.1523-1739.2008.00937.x>

Salati, Eneas, Attilio Dall’Olio, Eiichi Matsui, and Joel R. Gat. “Recycling of Water in the Amazon Basin: An Isotopic Study.” *Water Resources Research* 15, no. 5 (1979): 1250–58. <https://doi.org/10.1029/WR015i005p01250>

Sanderson, L. A., J. A. McLaughlin, and P. M. Antunes. “The Last Great Forest: A Review of the Status of Invasive Species in the North American Boreal Forest.” *Forestry: An International Journal of Forest Research* 85, no. 3 (March 7, 2012): 329–40. <https://doi.org/10.1093/forestry/cps033>

Sanga, G, and G. Ortalli. *Nature Knowledge. Ethnoscience, Cognition and Utility*. Oxford: Berghahn Books, 2003.

Sankaran, Mahesh. “Diversity Patterns in Savanna Grassland Communities: Implications for Conservation Strategies in a Biodiversity Hotspot.” *Biodiversity and Conservation* 18, no. 4 (2009): 1099–1115. <https://doi.org/10.1007/s10531-008-9519-9>

Sankaran, Mahesh, Niall P. Hanan, Robert J. Scholes, Jayashree Ratnam, David J. Augustine, Brian S. Cade, Jacques Gignoux, et al. “Determinants of Woody Cover in African Savannas.” *Nature* 438 (December 2005): 846.

Sankaran, Mahesh, Jayashree Ratnam, and Niall P. Hanan. “Tree–Grass Coexistence in Savannas Revisited – Insights from an Examination of Assumptions and Mechanisms Invoked in Existing Models.” *Ecology Letters* 7, no. 6 (June 2004): 480–90. <https://doi.org/10.1111/j.1461-0248.2004.00596.x>

Santini, Luca, Manuela González-Suárez, Carlo Rondinini, and Moreno Di Marco. “Shifting Baseline in Macroecology? Unravelling the Influence of Human Impact on Mammalian Body Mass.” *Diversity and Distributions* 23, no. 6 (June

2017): 640–49. <https://doi.org/10.1111/ddi.12555>

Sarmiento, J. L., R. Slater, R. Barber, L. Bopp, S. C. Doney, A. C. Hirst, J. Kleypas, et al. “Response of Ocean Ecosystems to Climate Warming.” *Global Biogeochemical Cycles* 18, no. 3 (September 1, 2004). <https://doi.org/10.1029/2003GB002134>

Satyamurty, Prakki, Claudia Priscila Wanzeler da Costa, Antonio Ocimar Manzi, and Luiz Antonio Candido. “A Quick Look at the 2012 Record Flood in the Amazon Basin.” *Geophysical Research Letters* 40, no. 7 (2013): 1396–1401. <https://doi.org/10.1002/grl.50245>

Savidge, Julie A. “Extinction of an Island Forest Avifauna by an Introduced Snake.” *Ecology* 68, no. 3 (1987): 660–68. <https://doi.org/10.2307/1938471>

Sax, Dov F., and Steven D. Gaines. “Species Invasions and Extinction: The Future of Native Biodiversity on Islands.” *Proceedings of the National Academy of Sciences of the United States of America* 105 (2008): 11490–97. <https://doi.org/10.1073/pnas.0802290105>

Sayre, Nathan F., Diana K. Davis, Brandon Bestelmeyer, and Jeb C. Williamson. *Rangelands: Where Anthromes Meet Their Limits*. Vol. 6. 2, 2017.

Schaefer, K., T.J. Zhang, L. Bruhwiler, and A.P. Barrett. “Amount and Timing of Permafrost Carbon Release in Response to Climate Warming.” *Tellus Series B: Chemical and Physical Meteorology* 63, no. 2 (2011): 165–80.

Scheffers, Brett R., Lucas N. Joppa, Stuart L. Pimm, and William F. Laurance. “What We Know and Don’t Know about Earth’s Missing Biodiversity.” *Trends in Ecology & Evolution* 27, no. 9 (September 2012): 501–10. <https://doi.org/10.1016/j.tree.2012.05.008>

Schemske, Douglas W., Gary G. Mittelbach, Howard V. Cornell, James M. Sobel, and Kaustuv Roy. “Is There a Latitudinal Gradient in the Importance of Biotic Interactions?” *Annual Review of Ecology, Evolution, and Systematics* 40, no. 1 (February 2009): 245–69. <https://doi.org/10.1146/annurev.ecolsys.39.110707.173430>

- Schierhorn, F., D. Müller, T. Beringer, A. Prishchepov, T. Kuemmerle, and A. Balmann.** "Post-Soviet Cropland Abandonment and Carbon Sequestration in European Russia, Ukraine, and Belarus." *Global Biogeochemical Cycles* 27 (2013): 1–11.
- Schindler, Daniel E., Jonathan B. Armstrong, Kale T. Bentley, KathiJo Jankowski, Peter J. Lisi, and Laura X. Payne.** "Riding the Crimson Tide: Mobile Terrestrial Consumers Track Phenological Variation in Spawning of an Anadromous Fish." *Biology Letters* 9, no. 3 (June 23, 2013): 20130048. <https://doi.org/10.1098/rsbl.2013.0048>
- Schipper, A. M., M. Bakkenes, J. R. Meijer, R. Alkemade, and M. A. J. Huijbregts.** "The GLOBIO Model. A Technical Description of Version 3.5. PBL Publication 2369." The Hague: PBL Netherlands Environmental Assessment Agency, 2016.
- Schippers, A.** "Deep Biosphere." In *Encyclopedia of Marine Geosciences*, edited by J. Harff, M. Meschede, S. Petersen, and J. Thiede, 144–55. Springer, Dordrecht, 2016.
- Schirmel, J, M Bundschuh, MH Entling, I Kowarik, and S Buchholz.** "Impacts of Invasive Plants on Resident Animals across Ecosystems, Taxa, and Feeding Types: A Global Assessment." *Global Change Biology* 22 (2016): 594–603.
- Schluter, Dolph, and Matthew W. Pennell.** "Speciation Gradients and the Distribution of Biodiversity." *Nature* 546, no. 7656 (May 31, 2017): 48–55. <https://doi.org/10.1038/nature22897>
- Scholes, R. J., and S. R. Archer.** "Tree-Grass Interactions in Savannas." *Annual Review of Ecology and Systematics* 28, no. 1 (November 1997): 517–44. <https://doi.org/10.1146/annurev.ecolsys.28.1.517>
- Scholes, R. J., G. M. Mace, W. Turner, G. N. Geller, N. Jürgens, A. Larigauderie, D. Muchoney, B. A. Walther, and H. A. Mooney.** "Toward a Global Biodiversity Observing System." *Science* 321, no. 5892 (August 2008): 1044-LP-1045. <https://doi.org/10.1126/science.1162055>
- Scholes, R. J., and B. H. Walker.** *Nylsvley: The Study of an African Savanna*. Cambridge University Press Cambridge, UK, 1993.
- Schuur, E. A. G., J. Bockheim, J. G. Canadell, E. Euskirchen, C. B. Field, S. V. Goryachkin, S. Hagemann, et al.** "Vulnerability of Permafrost Carbon to Climate Change: Implications for the Global Carbon Cycle." *Bioscience* 58, no. 8 (2008): 701–14. <https://doi.org/10.1641/b580807>
- Seebens, Hanno, Tim M. Blackburn, Ellie E. Dyer, Piero Genovesi, Philip E. Hulme, Jonathan M. Jeschke, Shyama Pagad, et al.** "No Saturation in the Accumulation of Alien Species Worldwide." *Nature Communications* 8 (February 2017): 14435. <https://doi.org/10.1038/ncomms14435>
- Selig, Elizabeth R., Will R. Turner, Sebastian Troëng, Bryan P. Wallace, Benjamin S. Halpern, Kristin Kaschner, Ben G. Lascelles, Kent E. Carpenter, and Russell A. Mittermeier.** "Global Priorities for Marine Biodiversity Conservation." *PLOS ONE* 9, no. 1 (January 8, 2014): e82898. <https://doi.org/10.1371/journal.pone.0082898>
- Seto, Karen C., Roberto Sánchez-Rodríguez, and Michail Fragkias.** "The New Geography of Contemporary Urbanization and the Environment." *Annual Review of Environment and Resources* 35, no. 1 (October 2010): 167–94. <https://doi.org/10.1146/annurev-environ-100809-125336>
- Settele, J., R. Scholes, R. Betts, S. Bunn, P. Leadley, D. Nepstad, J. T. Overpeck, and M. A. Taboad.** "Terrestrial and Inland Water Systems." In *Climate Change 2014: Impacts, Adaptation, and Vulnerability. Part A: Global and Sectoral Aspects. Contribution of Working Group II to the Fifth Assessment Report of the Intergovernmental Panel on Climate Change*, edited by C. B. Field, V. R. Barros, D. J. Dokken, K. J. Mach, M. D. Mastrandrea, T. E. Billir, M. Chatterjee, et al., 271–359. Cambridge University Press, Cambridge, United Kingdom and New York, NY, USA, 2014.
- Sharpe, Diana M. T., and Andrew P. Hendry.** "Life History Change in Commercially Exploited Fish Stocks: An Analysis of Trends across Studies." *Evolutionary Applications* 2, no. 3 (August 2009): 260–75. <https://doi.org/10.1111/j.1752-4571.2009.00080.x>
- Sherman, K., and G. Hempel, eds.** *The UNEP Large Marine Ecosystem Report: A Perspective on Changing Conditions in LMEs of the World's Regional Seas*. UNEP Regional Seas Report and Studies 182. Nairobi, Kenya: United Nations Environment Programme, 2009.
- Shrestha, Arun B., Cameron P. Wake, Paul A. Mayewski, and Jack E. Dibb.** "Maximum Temperature Trends in the Himalaya and Its Vicinity: An Analysis Based on Temperature Records from Nepal for the Period 1971–94." *Journal of Climate* 12, no. 9 (September 1999): 2775–86. [https://doi.org/10.1175/1520-0442\(1999\)012<2775:MTTITH>2.0.CO;2](https://doi.org/10.1175/1520-0442(1999)012<2775:MTTITH>2.0.CO;2)
- Shuchman, R.A., L. Jenkins, and M.A. Whitley.** *Arctic Land Cover Change Initiative: MODIS Satellite Data*. CAFF Monitoring Series 17. Akureyri, Iceland: Conservation of Arctic Flora and Fauna, 2015.
- Siebert, Stephen F., and Jill M. Belsky.** "Historic Livelihoods and Land Uses as Ecological Disturbances and Their Role in Enhancing Biodiversity: An Example from Bhutan." *Biological Conservation* 177 (September 1, 2014): 82–89. <https://doi.org/10.1016/j.biocon.2014.06.015>
- Sih, Andrew, Daniel I. Bolnick, Barney Luttbeg, John L. Orrock, Scott D. Peacor, Lauren M. Pintor, Evan Preisser, Jennifer S. Rehage, and James R. Vonesh.** "Predator–Prey Naïveté, Antipredator Behavior, and the Ecology of Predator Invasions." *Oikos* 119, no. 4 (April 2010): 610–21. <https://doi.org/10.1111/j.1600-0706.2009.18039.x>
- Silva, Lucas C. R., Madhur Anand, and Mark D. Leithead.** "Recent Widespread Tree Growth Decline Despite Increasing Atmospheric CO₂." *PLOS ONE* 5, no. 7 (July 21, 2010): e11543. <https://doi.org/10.1371/journal.pone.0011543>
- Simard, Marc, Naiara Pinto, Joshua B. Fisher, and Alessandro Baccini.** "Mapping Forest Canopy Height Globally with Spaceborne Lidar." *Journal of Geophysical Research: Biogeosciences* 116, no. G4 (December 2011). <https://doi.org/10.1029/2011JG001708>
- Sloan, Sean, and Jeffrey A. Sayer.** *Forest Resources Assessment of 2015 Shows Positive Global Trends but Forest Loss*

and Degradation Persist in Poor Tropical Countries. Vol. 352, 2015.

Smith, Bruce D., and Melinda A. Zeder. "The Onset of the Anthropocene." *Anthropocene* 4 (2013): 8–13. <https://doi.org/10.1016/j.ancene.2013.05.001>

Smith, C., F. Deleo, A. Bernardino, A. Sweetman, and P. Arbizu. "Abyssal Food Limitation, Ecosystem Structure and Climate Change." *Trends in Ecology & Evolution* 23, no. 9 (2008): 518–28. <https://doi.org/10.1016/j.tree.2008.05.002>

Smol, John P., and Marianne S. V. Douglas. "Crossing the Final Ecological Threshold in High Arctic Ponds." *Proceedings of the National Academy of Sciences* 104, no. 30 (July 24, 2007): 12395. <https://doi.org/10.1073/pnas.0702777104>

Snelgrove, Paul V. R. "An Ocean of Discovery: Biodiversity Beyond the Census of Marine Life." *Planta Med* 82, no. 09/10 (June 28, 2016): 790–99. <https://doi.org/10.1055/s-0042-103934>

Snelgrove, Paul V. R., and Craig R. Smith. "A Riot of Species in an Environmental Calm: The Paradox of the Species-Rich Deep-Sea Floor." *Oceanogr Mar Biol An Annu Rev* 40 (2002): 311–42.

Soares-Filho, Britaldo, Paulo Moutinho, Daniel Nepstad, Anthony Anderson, Hermann Rodrigues, Ricardo Garcia, Laura Dietzsch, et al. "Role of Brazilian Amazon Protected Areas in Climate Change Mitigation." *Proceedings of the National Academy of Sciences of the United States of America* 107, no. 24 (June 2010): 10821–26. <https://doi.org/10.1073/pnas.0913048107>

Sobrevila, C. "The Role of Indigenous Peoples in Biodiversity Conservation; The Natural but Often Forgotten Partners," 2008, 102. <http://documents.worldbank.org/curated/en/995271468177530126/The-role-of-indigenous-peoples-in-biodiversity-conservation-the-natural-but-often-forgotten-partners>

Soja, A.J., N.M. Tchepakova, N.H. French, M.D. Flannigan, H.H. Shugart, B.J. Stocks, A.I. Sukhinin, E.I. Parfenova, F.S. Chapin, and P.W. Stackhouse. "Climate-Induced Boreal Forest Change: Predictions versus Current

Observations." *Global and Planetary Change* 56, no. 3 (2007): 274–96.

Sol, Daniel, Ignasi Bartomeus, César González-Lagos, and Sandrine Pavoine. "Urbanisation and the Loss of Phylogenetic Diversity in Birds." *Ecology Letters* 20, no. 6 (June 2017): 721–29. <https://doi.org/10.1111/ele.12769>

Solar, Ricardo Ribeiro de Castro, Jos Barlow, Joice Ferreira, Erika Berenguer, Alexander C. Lees, James R. Thomson, Júlio Louzada, et al. "How Pervasive Is Biotic Homogenization in Human-Modified Tropical Forest Landscapes?" *Ecology Letters* 18, no. 10 (October 2015): 1108–18. <https://doi.org/10.1111/ele.12494>

Solbrig, Otto T. "The Diversity of the Savanna Ecosystem." In *Biodiversity and Savanna Ecosystem Processes*, 1–27. Springer, 1996.

Sommer, R., and E. de Pauw. "Organic Carbon in Soils of Central Asia - Status Quo and Potentials for Sequestration." *Plant Soil* 338 (2010): 273–88.

Song, Xiao-Peng, Matthew C. Hansen, Stephen V. Stehman, Peter V. Potapov, Alexandra Tyukavina, Eric F. Vermote, and John R. Townshend. "Global Land Change from 1982 to 2016." *Nature* 560, no. 7720 (August 2018): 639–43. <https://doi.org/10.1038/s41586-018-0411-9>

Sorensen, L. *A Spatial Analysis Approach to the Global Delineation of Dryland Areas of Relevance to the CBD Programme of Work on Dry and Subhumid Lands*. Cambridge: UNEP-WCMC, 2007.

Spalding, Mark, Robert D. Brumbaugh, and Emily Landis. *Atlas of Ocean Wealth*. The Nature Conservancy, 2016. http://oceanwealth.org/wp-content/uploads/2016/07/Atlas_of_Ocean_Wealth.pdf

Steffen, Will, Wendy Broadgate, Lisa Deutsch, Owen Gaffney, and Cornelia Ludwig. "The Trajectory of the Anthropocene: The Great Acceleration." *The Anthropocene Review* 2, no. 1 (January 2015): 81–98. <https://doi.org/10.1177/2053019614564785>

Steffen, Will, Katherine Richardson, Johan Rockström, Sarah E. Cornell, Ingo Fetzer, Elena M. Bennett, Reinette Biggs, et al. "Planetary Boundaries:

Guiding Human Development on a Changing Planet." *Science* 347, no. 6223 (February 2015): 1259855. <https://doi.org/10.1126/science.1259855>

Steinbauer, Manuel J., Richard Field, John-Arvid Grytnes, Panayiotis Trigas, Claudine Ah-Peng, Fabio Attorre, H. John B. Birks, et al. "Topography-Driven Isolation, Speciation and a Global Increase of Endemism with Elevation." *Global Ecology and Biogeography* 25, no. 9 (September 2016): 1097–1107. <https://doi.org/10.1111/geb.12469>

Stépanoff, Charles, and Jean-Denis Vigne. *Hybrid Communities: Biosocial Approaches to Domestication and Other Trans-Species Relationships*. Routledge, 2018.

Stepp, JR, S Cervone, H Castaneda, A Lasseter, and G Stocks. "Development of a GIS for Global Biocultural Diversity." In *Indigenous and Local Communities and Protected Areas: Towards Equity and Enhanced Conservation: Guidance on Policy and Practice for Co-Managed Protected Areas and Community Conserved Areas*, 267–70. IUCN, 2004.

Sterling, Eleanor J, Christopher Filardi, Anne Toomey, Amanda Sigouin, Erin Betley, Nadav Gazit, Jennifer Newell, et al. "Biocultural Approaches to Well-Being and Sustainability Indicators across Scales." *Nature Ecology and Evolution* 1, no. 12 (2017): 1798–1806. <https://doi.org/10.1038/s41559-017-0349-6>

Stork, Nigel E. "Re-Assessing Current Extinction Rates." *Biodiversity and Conservation*, 2010. <https://doi.org/10.1007/s10531-009-9761-9>

Stott, Philip A., Johann G. Goldammer, and W. L. Werner. "The Role of Fire in the Tropical Lowland Deciduous Forests of Asia." In *Fire in the Tropical Biota*, 32–44. Springer, 1990.

Strassburg, Bernardo B. N., Thomas Brooks, Rafael Feltran-Barbieri, Alvaro Iribarrem, Renato Couzeilles, Rafael Loyola, Agnieszka E. Latawiec, et al. "Moment of Truth for the Gerrado Hotspot." *Nature Ecology & Evolution* 1, no. 4 (March 2017): 0099. <https://doi.org/10.1038/s41559-017-0099>

Struebig, M.L., and B.M.F. Galdikas. *Bat Diversity in Oligotrophic Forests of Southern*

Borneo. Cambridge University Press, 2006. <https://core.ac.uk/display/10636207>

Suding, K. N., S. Lavorel, F. S. Chapin, J. H. C. Cornelissen, S. Diaz, E. Garnier, D. Goldberg, D. U. Hooper, S. T. Jackson, and M. L. Navas. "Scaling Environmental Change through the Community-Level: A Trait-Based Response-and-Effect Framework for Plants." *Global Change Biology* 14, no. 5 (2008): 1125–40. <https://doi.org/10.1111/j.1365-2486.2008.01557.x>

Sutton, Tracey T., Malcolm R. Clark, Daniel C. Dunn, Patrick N. Halpin, Alex D. Rogers, John Guinotte, Steven J. Bograd, et al. "A Global Biogeographic Classification of the Mesopelagic Zone." *Deep Sea Research Part I: Oceanographic Research Papers* 126 (August 1, 2017): 85–102. <https://doi.org/10.1016/j.dsr.2017.05.006>

Swart, Neil C., Sarah T. Gille, John C. Fyfe, and Nathan P. Gillett. "Recent Southern Ocean Warming and Freshening Driven by Greenhouse Gas Emissions and Ozone Depletion." *Nature Geoscience* 11, no. 11 (2018): 836–41. <https://doi.org/10.1038/s41561-018-0226-1>

Tabashnik, Bruce E., Aaron J. Gassmann, David W. Crowder, and Yves Carrière. "Insect Resistance to Bt Crops: Evidence versus Theory." *Nature Biotechnology* 26 (February 2008): 199.

Tacon, A. G. J., M. R. Hasan, and M. Metian. "Demand and Supply of Feed Ingredients for Farmed Fish and Crustaceans: Trends and Prospects." *FAO Fisheries and Aquaculture Technical Paper* 564 (2011): I,III,IV,VIII,IX,X,XI,XII,1-69,71-87.

Tacon, Albert G. J., and Marc Metian. "Feed Matters: Satisfying the Feed Demand of Aquaculture." *Reviews in Fisheries Science and Aquaculture* 23, no. 1 (January 2015): 1–10. <https://doi.org/10.1080/23308249.2014.987209>

Tao, Fulu, Reimund P. Rötter, Taru Palosuo, Carlos Gregorio Hernández Díaz-Ambrona, M. Inés Mínguez, Mikhail A. Semenov, Kurt Christian Kersebaum, et al. "Contribution of Crop Model Structure, Parameters and Climate Projections to Uncertainty in Climate Change Impact Assessments." *Global Change Biology* 24, no. 3 (March 2018): 1291–1307. <https://doi.org/10.1111/gcb.14019>

Tape, Ken D., David D. Gustine, Roger W. Ruess, Layne G. Adams, and Jason A. Clark. "Range Expansion of Moose in Arctic Alaska Linked to Warming and Increased Shrub Habitat." *PLOS ONE* 11, no. 4 (April 2016): e0152636.

Tarnocai, C., J. G. Canadell, E. A. G. Schuur, P. Kuhry, G. Mazhitova, and S. Zimov. "Soil Organic Carbon Pools in the Northern Circumpolar Permafrost Region." *Global Biogeochemical Cycles* 23, no. 2 (June 1, 2009). <https://doi.org/10.1029/2008GB003327>

TEBTEBBA Foundation. *Indicators Relevant for Indigenous Peoples: A Resource Book*, Baguio City, Philippines, 2008.

Templado, J. "Future Trends of Mediterranean Biodiversity." In *The Mediterranean Sea*, edited by S. Goffredo and Z. Dubinsky. Dordrecht: Springer, 2014.

Tengberg, M, C. Newton, and V. Battesti. "« L'arbre sans Rival ». Palmiers Dattiers et Palmeraies Au Moyen-Orient et En Égypte de La Préhistoire à Nos Jours »." *Revue d'ethnoécologie* 4 (2013). <http://ethnoecologie.revues.org/1575>

Tengö, Maria, Rosemary Hill, Pernilla Malmer, Christopher M. Raymond, Marja Spierenburg, Finn Danielsen, Thomas Elmqvist, and Carl Folke. "Weaving Knowledge Systems in IPBES, CBD and beyond—Lessons Learned for Sustainability." *Current Opinion in Environmental Sustainability* 26–27 (2017): 17–25. <https://doi.org/10.1016/j.cosust.2016.12.005>

Terral, Jean-Frederic, and Genevieve Arnold-Simard. "Beginnings of Olive Cultivation in Eastern Spain in Relation to Holocene Bioclimatic Changes." *Quaternary Research* 46, no. 2 (1996): 176–85. <https://doi.org/10.1006/qres.1996.0057>

Theoharides, Kathleen A., and Jeffrey A. Dukes. "Plant Invasion across Space and Time: Factors Affecting Nonindigenous Species Success during Four Stages of Invasion." *New Phytologist* 176, no. 2 (October 2007): 256–73. <https://doi.org/10.1111/j.1469-8137.2007.02207.x>

Thomas, Chris D. "Local Diversity Stays about the Same, Regional Diversity Increases, and Global Diversity Declines." *Proceedings of the National*

Academy of Sciences, November 2013, 201319304. <https://doi.org/10.1073/pnas.1319304110>

Thomas, D. N., and G. S. Dieckmann. "Antarctic Sea Ice—a Habitat for Extremophiles." *Science* 295, no. 5555 (January 2002): 641–LP-644. <https://doi.org/10.1126/science.1063391>

Thomas, Mathieu, and Sophie Cailion. "Effects of Farmer Social Status and Plant Biocultural Value on Seed Circulation Networks in Vanuatu." *Ecology and Society* 21, no. 2 (2016). <https://doi.org/10.5751/ES-08378-210213>

Thomas, Nathan, Richard Lucas, Peter Bunting, Andrew Hardy, Ake Rosenqvist, and Marc Simard. "Distribution and Drivers of Global Mangrove Forest Change, 1996–2010." *PLOS ONE* 12, no. 6 (June 2017): e0179302.

Thompson, Sarah J., Todd W. Arnold, John Fieberg, Diane A. Granfors, Sara Vacek, and Nick Palaia. "Grassland Birds Demonstrate Delayed Response to Large-Scale Tree Removal in Central North America." *Journal of Applied Ecology* 53, no. 1 (February 2016): 284–94. <https://doi.org/10.1111/1365-2664.12554>

Tilman, David, Joseph Fargione, Brian Wolff, Carla D'Antonio, Andrew Dobson, Robert Howarth, David Schindler, William H. Schlesinger, Daniel Simberloff, and Deborah Swackhamer. "Forecasting Agriculturally Driven Global Environmental Change." *Science* 292, no. 5515 (April 13, 2001): 281. <https://doi.org/10.1126/science.1057544>

Tittensor, Derek P., Camilo Mora, Walter Jetz, Heike K. Lotze, Daniel Ricard, Edward Vanden Berghe, and Boris Worm. "Global Patterns and Predictors of Marine Biodiversity across Taxa." *Nature* 466, no. 7310 (2010): 1098–1101. <https://doi.org/10.1038/nature09329>

Troell, Max, Marc Metian, Malcolm Beveridge, and Marc Verdegem. "Comment on ' Water Footprint of Marine Protein Consumption — Aquaculture ' s Link to Agriculture ' ." *Environ Res Lett*, 2014. <https://doi.org/10.1088/1748-9326/9/10/109001>

Troell, Max, Rosamond L. Naylor, Marc Metian, Malcolm Beveridge, Peter

H. Tyedmers, Carl Folke, Kenneth J. Arrow, et al. “Does Aquaculture Add Resilience to the Global Food System?” *Proceedings of the National Academy of Sciences of the United States of America* 111, no. 37 (September 2014): 13257–63. <https://doi.org/10.1073/pnas.1404067111>

Tucker, Marlee A., Katrin Böhning-Gaese, William F. Fagan, John M. Fryxell, Bram Van Moorter, Susan C. Alberts, Abdullahi H. Ali, et al. “Moving in the Anthropocene: Global Reductions in Terrestrial Mammalian Movements.” *Science* 359, no. 6374 (January 26, 2018): 466. <https://doi.org/10.1126/science.aam9712>

Turbelin, Anna J., Bruce D. Malamud, and Robert A. Francis. “Mapping the Global State of Invasive Alien Species: Patterns of Invasion and Policy Responses.” *Global Ecology and Biogeography* 26, no. 1 (January 2017): 78–92. <https://doi.org/10.1111/geb.12517>

Turner, Nancy J., and Helen Clifton. “‘It’s so Different Today’: Climate Change and Indigenous Lifeways in British Columbia, Canada.” *Global Environmental Change* 19, no. 2 (May 2009): 180–90. <https://doi.org/10.1016/j.gloenvcha.2009.01.005>

Tyler, N. J. C., J. M. Turi, M. A. Sundset, K. Strøm Bull, M. N. Sara, E. Reinert, N. Oskal, et al. “Saami Reindeer Pastoralism under Climate Change: Applying a Generalized Framework for Vulnerability Studies to a Sub-Arctic Social-Ecological System.” *Global Environmental Change* 17, no. 2 (2007): 191–206. <https://doi.org/10.1016/j.gloenvcha.2006.06.001>

UNEP. *Marine and Coastal Ecosystems and Human Well-Being. A Synthesis Report Based on the Findings of the Millennium Ecosystem Assessment, 2006.* papers3://publication/uuid/724D6E83-31C3-4335-87A1-1C9AF7B455C0.

Valladares, Fernando, Silvia Matesanz, François Guilhaumon, Miguel B. Araújo, Luis Balaguer, Marta Benito-Garzón, Will Cornwell, et al. “The Effects of Phenotypic Plasticity and Local Adaptation on Forecasts of Species Range Shifts under Climate Change.” *Ecology Letters* 17, no. 11 (2014): 1351–64. <https://doi.org/10.1111/ele.12348>

Van der Esch, S., B. ten Brink, E. Stehfest, M. Bakkenes, A. Sewell, A. Bouwman, J. Meijer, H. Westhoek, and M. van den Berg. *Exploring Future Changes in Land Use and Land Condition and the Impacts on Food, Water, Climate Change and Biodiversity: Scenarios for the Global Land Outlook.* The Hague: PBL Netherlands Environmental Assessment Agency, 2017. <https://www.pbl.nl/en/publications/exploring-future-changes-in-land-use>

Van Dover, C. L., S. Arnaud-Haond, M. Gianni, S. Helmreich, J. A. Huber, A. L. Jaeckel, A. Metaxas, et al. “Scientific Rationale and International Obligations for Protection of Active Hydrothermal Vent Ecosystems from Deep-Sea Mining.” *Marine Policy* 90 (2018): 20–28. <https://doi.org/10.1016/j.marpol.2018.01.020>

Van Kleunen, Mark, Ewald Weber, and Markus Fischer. “A Meta-Analysis of Trait Differences between Invasive and Non-Invasive Plant Species.” *Ecology Letters* 13, no. 2 (February 2010): 235–45. <https://doi.org/10.1111/j.1461-0248.2009.01418.x>

Van Swaay, C., A. Cuttelod, S. Collins, D. Maes, M. López Munguira, M. Šašić, J. Settele, et al. *European Red List of Butterflies.* Luxembourg: Publications Office of the European Union, 2010.

Vavilov, N.I. “Tsentry Proiskhozhdeniya Kul’turnykh Rasteniy [Centers of Origin of Cultivated Plants].” *Tr. Pl. Prikl. Botan I Selek. [Papers on Applied Botany and Plant Breeding]* 16 (1926): 1–124.

Veach, Victoria, Enrico Di Minin, Federico M. Pouzols, and Atte Moilanen. “Species Richness as Criterion for Global Conservation Area Placement Leads to Large Losses in Coverage of Biodiversity.” *Diversity and Distributions* 23, no. 7 (July 2017): 715–26. <https://doi.org/10.1111/ddi.12571>

Vecchione, M., O.A. Bergstad, I. Byrkjedal, T. Falkenhaus, A.V. Gebruk, O.R. Godø, A. Gislason, et al. “Biodiversity Patterns and Processes on the Mid-Atlantic Ridge.” In *Life in the World’s Oceans: Diversity, Distribution, and Abundance*, edited by A.D. McIntyre, 103–21. Oxford: Blackwell Publishing Ltd, 2010.

Veldman, Joseph W., Elise Buisson, Giselda Durigan, G. Wilson Fernandes, Soizig Le Stradic, Gregory Mahy, Daniel Negreiros, et al. “Toward an Old-Growth Concept for Grasslands, Savannas, and Woodlands.” *Frontiers in Ecology and the Environment* 13, no. 3 (April 2015): 154–62. <https://doi.org/10.1890/140270>

Veldman, Joseph W., Gerhard E. Overbeck, Daniel Negreiros, Gregory Mahy, Soizig Le Stradic, G. Wilson Fernandes, Giselda Durigan, Elise Buisson, Francis E. Putz, and William J. Bond. “Where Tree Planting and Forest Expansion Are Bad for Biodiversity and Ecosystem Services.” *BioScience* 65, no. 10 (2015): 1011–18. <https://doi.org/10.1093/biosci/biv118>

Vellend, Mark, Lander Baeten, Antoine Becker-Scarpitta, Véronique Boucher-Lalonde, Jenny L. McCune, Julie Messier, Isla H. Myers-Smith, and Dov F. Sax. “Plant Biodiversity Change Across Scales During the Anthropocene.” *Annual Review of Plant Biology* 68, no. 1 (April 2017): 563–86. <https://doi.org/10.1146/annurev-arplant-042916-040949>

Vellend, Mark, Lander Baeten, Isla H. Myers-Smith, Sarah C. Elmendorf, Robin Beauséjour, Carissa D. Brown, Pieter De Frenne, Kris Verheyen, and Sonja Wipf. “Global Meta-Analysis Reveals No Net Change in Local-Scale Plant Biodiversity over Time.” *Proceedings of the National Academy of Sciences of the United States of America* 110, no. 48 (November 2013): 19456–59. <https://doi.org/10.1073/pnas.1312779110>

Vellend, Mark, Kris Verheyen, Hans Jacquemyn, Annette Kolb, Hans Van Calster, George Peterken, and Martin Hermy. “Extinction Debt of Forest Plants Persists for More than a Century Following Habitat Fragmentation.” *Ecology* 87, no. 3 (2006): 542–48. <https://doi.org/10.1890/05-1182>

Vergés, Adriana, Peter D. Steinberg, Mark E. Hay, Alistair G. B. Poore, Alexandra H. Campbell, Enric Ballesteros, Kenneth L. Heck, et al. “The Tropicalization of Temperate Marine Ecosystems: Climate-Mediated Changes in Herbivory and Community Phase Shifts.” *Proceedings of the Royal Society B: Biological Sciences* 281, no.

1789 (2014). <https://doi.org/10.1098/rspb.2014.0846>

Verschuuren, Bas. "Sociocultural Importance of Wetlands in Northern Australia." In *Conserving Biological and Cultural Diversity: The Role of Sacred Natural Sites and Landscapes.*, edited by UNESCO, 141–50. UNESCO, 2005.

Vié, Jean-Christophe, Craig Hilton-taylor, and Simon N. Stuart. *Wildlife in a Changing World.* Gland, Switzerland: IUCN, 2009. <http://www.iucn.org/dbtw-wpd/html/RL-2009-001/cover.html>

Vigne, Jean-Denis, François Briois, Antoine Zazzo, George Willcox, Thomas Cucchi, Stéphanie Thiébaud, Isabelle Carrère, et al. "First Wave of Cultivators Spread to Cyprus at Least 10,600 y Ago." *Proceedings of the National Academy of Sciences of the United States of America* 109, no. 22 (May 2012): 8445–49. <https://doi.org/10.1073/pnas.1201693109>

Vincent, Holly, John Wiersema, Shelagh Kell, Hannah Fielder, Samantha Dobbie, Nora P. Castañeda-Álvarez, Luigi Guarino, Ruth Eastwood, Blanca León, and Nigel Maxted. "A Prioritized Crop Wild Relative Inventory to Help Underpin Global Food Security." *Biological Conservation* 167 (2013): 265–75. <https://doi.org/10.1016/j.biocon.2013.08.011>

Visconti, P., M. Bakkenes, D. Baisero, T. Brooks, S. H. M. Butchart, L. Joppa, R. Alkemade, et al. "Projecting Global Biodiversity Indicators under Future Development Scenarios." *Conservation Letters* 9, no. 1 (2016). <https://doi.org/10.1111/conl.12159>

Vitousek, Peter M., Harold A. Mooney, Jane Lubchenco, and Jerry M. Melillo. "Human Domination of Earth's Ecosystems." *Science* 277, no. 5325 (1997).

Viviroli, Daniel, Hans H. Dürr, Bruno Messerli, Michel Meybeck, and Rolf Weingartner. "Mountains of the World, Water Towers for Humanity: Typology, Mapping, and Global Significance." *Water Resources Research* 43, no. 7 (July 2007). <https://doi.org/10.1029/2006WR005653>

Vogl, J. "The Science and Art of the Haida's Connection with Herring." *Thy Ubbyssey*, April 5, 2017. <https://www.ubyssey.ca/science/herring-people/>

Völler, Eva, Oliver Bossdorf, Daniel Prati, and Harald Auge. "Evolutionary Responses to Land Use in Eight Common Grassland Plants." *Journal of Ecology* 105, no. 5 (September 2017): 1290–97. <https://doi.org/10.1111/1365-2745.12746>

Voltz, Marc, Wolfgang Ludwig, Christian Leduc, and Sami Bouarfa. "Mediterranean Land Systems under Global Change: Current State and Future Challenges." *Regional Environmental Change* 18, no. 3 (März 2018): 619–22. <https://doi.org/10.1007/s10113-018-1295-9>

Vors, L. S., and M. S. Boyce. "Global Declines of Caribou and Reindeer." *Global Change Biology* 15, no. 11 (November 1, 2009): 2626–33. <https://doi.org/10.1111/j.1365-2486.2009.01974.x>

Vuilleumier, Francois. "Insular Biogeography in Continental Regions. I. The Northern Andes of South America." *The American Naturalist* 104, no. 938 (July 1970): 373–88. <https://doi.org/10.1086/282671>

Waite, R., M. Beveridge, R. Brummett, S. Castine, N. Chaiyawanakarn, S. Kaushik, R. Mungkung, S. Nawapakpilai, and M. Phillips. *Improving Productivity and Environmental Performance of Aquaculture.* WorldFish, 2014. <https://books.google.de/books?id=eOeqCAAQBAJ>

Walker, Donald A., Martha K. Reynolds, Fred J.A. Daniëls, Eythor Einarsson, Arve Elvebakk, William A. Gould, Adrian E. Katenin, et al. "The Circumpolar Arctic Vegetation Map." *Journal of Vegetation Science* 16, no. 3 (June 1, 2005): 267–82. <https://doi.org/10.1111/j.1654-1103.2005.tb02365.x>

Wang, Dongdong, Douglas Morton, Jeffrey Masek, Aisheng Wu, Jyoteshwar Nagol, Xiaoxiong Xiong, Robert Levy, Eric Vermote, and Robert Wolfe. "Impact of Sensor Degradation on the MODIS NDVI Time Series." *Remote Sensing of Environment* 119 (2012): 55–61. <https://doi.org/10.1016/j.rse.2011.12.001>

Wangpakattanawong, Prasit, Nuttira Kavinchan, Chawapich Vaidhayakarn, Dietrich Schmidt-Vogt, and Stephen Elliott. "Fallow to Forest: Applying Indigenous and Scientific Knowledge of Swidden Cultivation to Tropical Forest Restoration." *Forest Ecology and Management* 260, no. 8 (September 2010):

1399–1406. <https://doi.org/10.1016/j.FORECO.2010.07.042>

Warner, Richard E. "The Role of Introduced Diseases in the Extinction of the Endemic Hawaiian Avifauna." *The Condor* 70, no. 2 (1968): 101–20. <https://doi.org/10.2307/1365954>

Warren, J.M. *The Nature of Crops. How We Came to Eat the Plants We Do.* Wallingford & Boston: CABI, 2015.

Warren, M. L. J., and D. B. Slikkerveer. *The Cultural Dimension of Development. Indigenous Knowledge Systems.* London: Intermediate Technology Publications LTD, 1995.

Watson, James E.M., Danielle F. Shanahan, Moreno Di Marco, James Allan, William F. Laurance, Eric W. Sanderson, Brendan Mackey, and Oscar Venter. "Catastrophic Declines in Wilderness Areas Undermine Global Environment Targets." *Current Biology* 26, no. 21 (2016): 2929–34. <https://doi.org/10.1016/j.cub.2016.08.049>

Waudby, Helen P., Sophie Petit, and Guy Robinson. "Pastoralists' Perceptions of Biodiversity and Land Management Strategies in the Arid Stony Plains Region of South Australia: Implications for Policy Makers." *Journal of Environmental Management* 112 (December 15, 2012): 96–103. <https://doi.org/10.1016/j.jenvman.2012.07.012>

Waycott, M., C. M. Duarte, T. J. B. Carruthers, R. J. Orth, W. C. Dennison, S. Olyarnik, A. Calladine, et al. "Accelerating Loss of Seagrasses across the Globe Threatens Coastal Ecosystems." *Proceedings of the National Academy of Sciences* 106, no. 30 (2009): 12377–81. <https://doi.org/10.1073/pnas.0905620106>

Wearn, O. R., D. C. Reuman, and R. M. Ewers. "Extinction Debt and Windows of Conservation Opportunity in the Brazilian Amazon." *Science* 337, no. 6091 (July 2012): 228–32. <https://doi.org/10.1126/science.1219013>

Webb, Thomas J., and Beth L. Mindel. "Global Patterns of Extinction Risk in Marine and Non-Marine Systems." *Current Biology* : CB 25, no. 4 (February 2015): 506–11. <https://doi.org/10.1016/j.cub.2014.12.023>

Wedding, L. M., A. M. Friedlander, J. N. Kittinger, L. Watling, S. D. Gaines, M. Bennett, S. M. Hardy, and C. R. Smith.

"From Principles to Practice: A Spatial Approach to Systematic Conservation Planning in the Deep Sea." *Proceedings of the Royal Society B: Biological Sciences* 280, no. 1773 (Dezember 2013): 20131684. <https://doi.org/10.1098/rspb.2013.1684>

Wencélius, Jean, Mathieu Thomas, Pierre Barbillon, and Eric Garine.

"Interhousehold Variability and Its Effects on Seed Circulation Networks: A Case Study from Northern Cameroon." *Ecology and Society* 21, no. 1 (2016). <https://doi.org/10.5751/ES-08208-210144>

Wenzel, Sabrina, Peter M. Cox, Veronika Eyring, and Pierre Friedlingstein.

"Projected Land Photosynthesis Constrained by Changes in the Seasonal Cycle of Atmospheric CO₂." *Nature* 538 (September 2016): 499.

Wesche, K., D. Ambarli, J. Kamp, P. Török, J. Treiber, and J. Dengler.

"The Palaearctic Steppe Biome: A New Synthesis." *Biodivers Conservation* 25 (2016): 2197–2231. <https://doi.org/10.1007/s10531-016-1214-7>

Westberry, T., M. J. Behrenfeld, D. A. Siegel, and E. Boss.

"Carbon-Based Primary Productivity Modeling with Vertically Resolved Photoacclimation." *Global Biogeochemical Cycles* 22, no. 2 (June 1, 2008). <https://doi.org/10.1029/2007GB003078>

White, Ben, Saturnino M. Borrás Jr., Ruth Hall, Ian Scoones, and Wendy Wolford.

"The New Enclosures: Critical Perspectives on Corporate Land Deals." *The Journal of Peasant Studies* 39, no. 3–4 (July 1, 2012): 619–47. <https://doi.org/10.1080/03066150.2012.691879>

White, Ethan P., S. K. Morgan Ernest, Andrew J. Kerkhoff, and Brian J. Enquist.

"Relationships between Body Size and Abundance in Ecology." *Trends in Ecology & Evolution* 22, no. 6 (2007): 323–30. <https://doi.org/10.1016/j.tree.2007.03.007>

White, R.P., S. Murray, and M. Rohweder.

Pilot Analysis of Global Ecosystems. Grassland Ecosystems. Washington: World Resource Institute, 2000.

Whiteman, G., and W. H. Cooper.

"Ecological Embeddedness." *Academy of Management Journal* 43 (2000): 1265–82.

Whittaker, Robert J., Katherine J. Willis, and Richard Field.

"Scale and Species Richness: Towards a General, Hierarchical Theory of Species Diversity." *Journal of Biogeography* 28, no. 4 (April 2001): 453–70. <https://doi.org/10.1046/j.1365-2699.2001.00563.x>

Wiersum, K. F. "Forest Gardens as an 'intermediate' Land-Use System in the Nature–Culture Continuum: Characteristics and Future Potential." *Agroforestry Systems* 61 (2004): 123–34.

Wiesmeier, M., S. Munro, F. Barthold, M. Steffens, P. Schad, and I. Kögel-Knabner.

"Carbon Storage Capacity of Semi-Arid Grassland Soils and Sequestration Potentials in Northern China." *Global Change Biology* 21 (2015): 3836–45.

Willcox, George.

"The Roots of Cultivation in Southwestern Asia." *Science* 341, no. 6141 (July 5, 2013): 39. <https://doi.org/10.1126/science.1240496>

Williams, Mark, Jan Zalasiewicz, PK Haff, Christian Schwägerl, Anthony D Barnosky, and Erle C Ellis.

"The Anthropocene Biosphere." *The Anthropocene Review* 2, no. 3 (June 18, 2015): 196–219. <https://doi.org/10.1177/2053019615591020>

Williams, Paul, David Gibbons, Chris Margules, Anthony Rebelo, Chris Humphries, and Robert Pressey.

"A Comparison of Richness Hotspots, Rarity Hotspots, and Complementary Areas for Conserving Diversity of British Birds." *Conservation Biology* 10, no. 1 (February 1996): 155–74. <https://doi.org/10.1046/j.1523-1739.1996.10010155.x>

Willig, M. R., D. M. Kaufman, and R. D. Stevens.

"Latitudinal Gradients of Biodiversity: Pattern, Process, Scale, and Synthesis." *Annual Review of Ecology, Evolution, and Systematics* 34, no. 1 (November 2003): 273–309. <https://doi.org/10.1146/annurev.ecolsys.34.012103.144032>

Willig, M. R., and S. J. Presley.

Latitudinal Gradients of Biodiversity: Theory and Empirical Patterns. Vol. 3. Elsevier Inc., 2018. http://dx.doi.org/10.1016/B978-0-12-809665-9_09809-8

Willis, C. G., B. Ruhfel, R. B. Primack, A. J. Miller-Rushing, and C. C. Davis.

"Phylogenetic Patterns of Species Loss in Thoreau's Woods Are Driven by Climate Change." *Proceedings of the National Academy of Sciences* 105, no. 44 (2008): 17029–33. <https://doi.org/10.1073/pnas.0806446105>

Willis, K. J., and H. J. B. Birks.

"What Is Natural? The Need for a Long-Term Perspective in Biodiversity Conservation." *Science* 314, no. 5803 (November 2006): 1261–LP-1265. <https://doi.org/10.1126/science.1122667>

Willis, Kathy J., Elizabeth S. Jeffers, and Carolina Tovar.

"What Makes a Terrestrial Ecosystem Resilient?" *Science* 359, no. 6379 (March 2018): 988–LP-989. <https://doi.org/10.1126/science.aar5439>

Willis, Kathy, and Jennifer McElwain.

The Evolution of Plants. Oxford University Press, 2014.

Wilmé, Lucienne, Steven M. Goodman, and Jörg U. Ganzhorn.

"Biogeographic Evolution of Madagascar's Microendemic Biota." *Science* 312, no. 5776 (May 2006): 1063–LP-1065. <https://doi.org/10.1126/science.1122806>

Wilson, J. Bastow, Robert K. Peet, Jürgen Dengler, and Meelis Pärtel.

"Plant Species Richness: The World Records." *Journal of Vegetation Science* 23, no. 4 (2012): 796–802

Winemiller, K. O., P. B. McIntyre, L. Castello, E. Fluet-Chouinard, T. Giarrizzo, S. Nam, I. G. Baird, et al.

"Balancing Hydropower and Biodiversity in the Amazon, Congo, and Mekong." *Science* 351, no. 6269 (January 2016): 128–29. <https://doi.org/10.1126/science.aac7082>

Winfree, Rachael, James R. Reilly, Ignasi Bartomeus, Daniel P. Cariveau, Neal M. Williams, and Jason Gibbs.

"Species Turnover Promotes the Importance of Bee Diversity for Crop Pollination at Regional Scales." *Science* 359, no. 6377 (February 2018): 791–LP-793. <https://doi.org/10.1126/science.aao2117>

Winter, Marten, Oliver Schweiger, Stefan Klotz, Wolfgang Nentwig, Pavlos Andriopoulos, Margarita Arianoutsou, Corina Basnou, et al.

"Plant Extinctions and Introductions Lead to Phylogenetic and

Taxonomic Homogenization of the European Flora." *Proceedings National Academy of Science*, 2009. <http://www.pnas.org/content/pnas/106/51/21721.full.pdf>

Wolff, S., C. J. E. Schulp, T. Kastner, and P. H. Verburg. "Quantifying Spatial Variation in Ecosystem Services Demand: A Global Mapping Approach." *Ecological Economics* 136 (June 2017): 14–29. <https://doi.org/10.1016/j.ecolecon.2017.02.005>

Wolkovich, E. M., B. I. Cook, J. M. Allen, T. M. Crimmins, J. L. Betancourt, S. E. Travers, S. Pau, et al. "Warming Experiments Underpredict Plant Phenological Responses to Climate Change." *Nature* 485, no. 7399 (2012): 494–97. <https://doi.org/10.1038/nature11014>

Wong, P. B., and R. W. Murphy. "Inuit Methods of Identifying Polar Bear Characteristics: Potential for Inuit Inclusion in Polar Bear Surveys." *Arctic*, 2016, 406–20.

Woolley, Skipton N. C., Derek P. Tittensor, Piers K. Dunstan, Gurutzeta Guillera-Arroita, José J. Lahoz-Monfort, Brendan A. Wintle, Boris Worm, and Timothy D. O'Hara. "Deep-Sea Diversity Patterns Are Shaped by Energy Availability." *Nature* 533, no. 7603 (May 2016): 393–96. <https://doi.org/10.1038/nature17937>

World Bank. *Fish to 2030: Prospects for Fisheries and Aquaculture*. 83177. Washington: The World Bank, 2013. <http://documents.worldbank.org/curated/en/2013/12/18882045/fish-2030-prospects-fisheries-aquaculture>

World Bank. "Urban Population," 2017. <https://data.worldbank.org/indicator/SP.URB.TOTL.IN.ZS>

World Economic Forum. "The Global Risks Report 2018, 13th Edition." Geneva: World Economic Forum, 2018.

Worm, Boris, Marcel Sandow, Andreas Oschlies, Heike K. Lotze, and Ransom A. Myers. "Global Patterns of Predator Diversity in the Open Oceans." *Science* 309, no. 5739 (August 26, 2005): 1365. <https://doi.org/10.1126/science.1113399>

Wright, Christopher K., and Michael C. Wimberly. "Recent Land Use Change in the

Western Corn Belt Threatens Grasslands and Wetlands." *Proceedings of the National Academy of Sciences* 110, no. 10 (März 2013): 4134. <https://doi.org/10.1073/pnas.1215404110>

Wright, G., J. Rochette, E. Druel, and K. Gjerde. *The Long and Winding Road Continues: Towards a New Agreement on High Seas Governance, Study N°01/16*. Paris, France: IDDRI, 2015.

Wright, Glen, Jeff Ardron, Kristina Gjerde, Duncan Currie, and Julien Rochette. "Advancing Marine Biodiversity Protection through Regional Fisheries Management: A Review of Bottom Fisheries Closures in Areas beyond National Jurisdiction." *Marine Policy* 61, no. 2015 (2015): 134–48. <https://doi.org/10.1016/j.marpol.2015.06.030>

WWF. *Living Blue Planet Report. Species, Habitats and Human Well-Being*. Edited by J. Tanzer, C. Phua, A. Lawrence, A. Gonzales, T. Roxburgh, and P. Gamblin. Gland, Switzerland: WWF, 2015.

WWF. *Living Planet Report 2016. Risk and Resilience in a New Era*. Gland, Switzerland: WWF, 2016. http://awsassets.panda.org/downloads/lpr_living_planet_report_2016.pdf%0Ahttp://www.footprintnetwork.org/documents/2016_Living_Planet_Report_Lo.pdf

Wynen, Louise P., Simon D. Goldsworthy, Christophe Guinet, Marthán N. Bester, Ian L. Boyd, Ian Gjertz, Greg J. G. Hofmeyr, Robert W. G. White, and Rob Slade. "Postsealing Genetic Variation and Population Structure of Two Species of Fur Seal (*Arctocephalus Gazella* and *A. Tropicalis*)." *Molecular Ecology* 9, no. 3 (March 2000): 299–314. <https://doi.org/10.1046/j.1365-294x.2000.00856.x>

Xu, L., R. B. Myneni, F. S. Chapin Iii, T. V. Callaghan, J. E. Pinzon, C. J. Tucker, Z. Zhu, et al. "Temperature and Vegetation Seasonality Diminishment over Northern Lands." *Nature Climate Change* 3 (March 2013): 581.

Xue, D., R. Dai, L. Guo, and F. Sun. *The Modes and Case Studies of Eco-farming in China*. China Environmental Science Press, 2012.

Yelenik, S.G., W.D. Stock, and D.M. Richardson. "Ecosystem Level Impacts of Invasive *Acacia Saligna* in the South African Fynbos." *Restoration Ecology* 12, no. 1 (2004): 44–51.

Yin, R.S., J.T. Xu, Z. Li, and C. Liu. "China's Ecological Rehabilitation: The Unprecedented Efforts and Dramatic Impacts of Reforestation and Slope Protection in Western China." *China Environment* 6 (2005): 17–32.

Yingchun, Liu, Yu Guirui, Wang Qiufeng, and Zhang Yangjian. "Huge Carbon Sequestration Potential in Global Forests." *Journal of Resources and Ecology* 3, no. 3 (2012): 193–201. <https://doi.org/10.5814/j.issn.1674-764x.2012.03.001>

Zak, M. R., M. Cabido, D. Caceres, and S. Diaz. "What Drives Accelerated Land Cover Change in Central Argentina? Synergistic Consequences of Climatic, Socioeconomic, and Technological Factors." *Environmental Management* 42, no. 2 (2008): 181–89. <https://doi.org/10.1007/s00267-008-9101-y>

Zeder, Melinda A., and Bruce D. Smith. "A Conversation on Agricultural Origins: Talking Past Each Other in a Crowded Room." *Current Anthropology* 50, no. 5 (October 1, 2009): 681–90. <https://doi.org/10.1086/605553>

Zerbini, Alexandre N., Phillip J. Clapham, and Paul R. Wade. "Assessing Plausible Rates of Population Growth in Humpback Whales from Life-History Data." *Marine Biology* 157, no. 6 (June 1, 2010): 1225–36. <https://doi.org/10.1007/s00227-010-1403-y>

Zhao, Maosheng, and Steven W. Running. "Drought-Induced Reduction in Global Terrestrial Net Primary Production from 2000 through 2009." *Science (New York, N.Y.)* 329, no. 5994 (August 2010): 940–43. <https://doi.org/10.1126/science.1192666>

Zhao, Shuqing, Shuguang Liu, and Decheng Zhou. "Prevalent Vegetation Growth Enhancement in Urban Environment." *Proceedings of the National Academy of Sciences* 113, no. 22 (May 2016): 6313–LP-6318. <https://doi.org/10.1073/pnas.1602312113>

Zhu, Zaichun, Jian Bi, Yaozhong Pan, Sangram Ganguly, Alessandro Anav, Liang Xu, Arindam Samanta, Shilong Piao, Ramakrishna R. Nemani, and Ranga B. Myneni. "Global Data Sets of Vegetation Leaf Area Index (LAI)3g and Fraction of Photosynthetically Active Radiation (FPAR)3g Derived from Global Inventory Modeling and Mapping Studies (GIMMS) Normalized Difference Vegetation Index (NDVI3g) for the Period 1981 to 2011." *Remote Sensing* 5, no. 2 (February 2013): 927–48. <https://doi.org/10.3390/rs5020927>

Zimmermann, Francis. "The Jungle and the Aroma of Meats: An Ecological Theme in Hindu Medicine." *Social Science*

& Medicine 27, no. 3 (January 1, 1988): 197–206. [https://doi.org/10.1016/0277-9536\(88\)90121-9](https://doi.org/10.1016/0277-9536(88)90121-9)

Zobel, Martin, and Are Kont. "Formation and Succession of Alvar Communities in the Baltic Land Uplift Area." *Nordic Journal of Botany* 12, no. 2 (June 1992): 249–56. <https://doi.org/10.1111/j.1756-1051.1992.tb01302.x>

Zohary, Daniel, Maria Hopf, and Ehud Weiss. *Domestication of Plants in the Old World: The Origin and Spread of Domesticated Plants in Southwest Asia, Europe, and the Mediterranean Basin*. Oxford University Press on Demand, 2012.

Zomer, Robert J., Henry Neufeldt, Jianchu Xu, Antje Ahrends, Deborah Bossio, Antonio Trabucco, Meine van Noordwijk, and Mingcheng Wang. "Global Tree Cover and Biomass Carbon on Agricultural Land: The Contribution of Agroforestry to Global and National Carbon Budgets." *Scientific Reports* 6, no. 1 (September 2016): 29987. <https://doi.org/10.1038/srep29987>