



**Plenary of the Intergovernmental Science-Policy
Platform on Biodiversity and Ecosystem Services
Ninth session**

Bonn, Germany, 3–9 July 2022

Item 9 of the provisional agenda*

Improving the effectiveness of the Platform**Review of the nomination and selection processes of the
Intergovernmental Science-Policy Platform on Biodiversity and
Ecosystem Services**

1. In decision IPBES-8/1, the Plenary requested the Bureau, the Multidisciplinary Expert Panel and the Executive Secretary of the Intergovernmental Science-Policy Platform on Biodiversity and Ecosystem Services (IPBES), in accordance with their respective mandates, to critically review the process for the nomination and selection of experts, including the implementation of the approach to filling gaps in expertise and disciplinary, regional and gender balance, for scoping and preparing assessments and task forces, as outlined in annex I to decision IPBES-4/3, including with a view to increasing the participation of practitioners in the assessment process, and to report to the Plenary at its ninth session on progress in that regard.
2. The secretariat has prepared an analysis of major nomination and selection processes conducted since the inception of IPBES, focusing on regional and gender balance and the use of the procedure for filling gaps in expertise set out in annex I to decision IPBES-4/3. To date, the secretariat has not systematically documented information on disciplinary balance, and therefore insufficient data were available to include an analysis of that aspect. The secretariat plans to systematically collect data relevant to disciplinary background for future calls for nominations.
3. The analysis of nomination and selection processes, focusing on regional and gender balance and the use of the procedure for filling gaps in expertise, is set out in the annex to the present note, without formal editing.

* IPBES/9/1.

Annex*

Review of the IPBES nomination and selection processes

1. Since its inception, IPBES received 7517 applications for experts to participate in IPBES processes related to assessments and task forces. Out of these 7517 applications, 81% (6070 applications) were confirmed as nominations by Governments or stakeholder organizations.

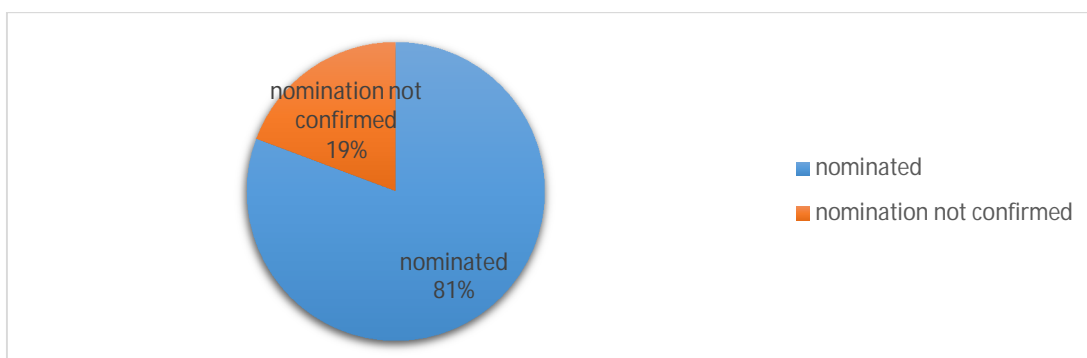


Figure 1: Nominations vs. applications received

2. Out of these 6070 nominations, 7% were experts from the Eastern European Region, 17% from the Latin America and the Caribbean Region, 17% from the African Region, 20% from the Asia-Pacific Region, and 39% from the Group of Western European and Other countries. The nominations were submitted from 130 Governments as follows: France (239), China (217), United States of America (165), Germany (155), United Kingdom of Great Britain and Northern Ireland (125), India (110), Mexico (110), Japan (110), Spain (101), Norway (95), Brazil (90), Argentina (90), South Africa (87), Australia (84), Sweden (71), Türkiye (67), Switzerland (65), Netherlands (65), Republic of Korea (63), Belgium (63), Canada (62), Nigeria (55), Madagascar (52), Hungary (44), Bolivia (Plurinational State of) (43), United Republic of Tanzania (36), Colombia (36), New Zealand (35), Cuba (35), Malaysia (34), Portugal (33), Zambia (32), Finland (31), Chile (29), Nepal (29), Uruguay (27), Ethiopia (26), Egypt (26), Sudan (26), Kenya (26), Indonesia (24), Trinidad and Tobago (23), Pakistan (22), Cameroon (21), Ireland (20), Georgia (19), Bosnia and Herzegovina (19), Peru (19), Denmark (18), Uganda (17), Côte d'Ivoire (17), Costa Rica (16), Morocco (15), Liberia (14), Latvia (13), Ghana (13), Czechia (13), Botswana (13), Guatemala (13), Myanmar (13), Bulgaria (12), Algeria (12), Togo (11), Comoros (11), Slovakia (11), Italy (11), Yemen (10), Iran (Islamic Republic of) (10), Republic of Moldova (9), Croatia (9), Grenada (9), Benin (9), Israel (9), Russian Federation (8), Austria (7), Bhutan (6), Senegal (6), Malawi (6), Saint Lucia (6), Somalia (5), Ukraine (5), Democratic Republic of the Congo (5), Uzbekistan (5), Luxembourg (5), Central African Republic (5), Ecuador (4), Dominican Republic (4), Romania (4), Bangladesh (4), Lebanon (4), Tunisia (3), Burkina Faso (3), Zimbabwe (3), Belarus (3), Niger (3), European Union (3), Azerbaijan (3), Antigua and Barbuda (3), Guinea-Bissau (2), North Macedonia (2), Jamaica (2), Philippines (2), Dominica (2), Saudi Arabia (2), Estonia (2), Jordan (2), Guyana (2), Congo (2), Gambia (2), Haiti (2), Afghanistan (2), Kuwait (1), Tajikistan (1), Cambodia (1), Fiji (1), Venezuela (Bolivarian Republic of) (1), Armenia (1), Thailand (1), Eswatini (1), Palau (1), Chad (1), Vanuatu (1), Honduras (1), Viet Nam (1), Eritrea (1), Kyrgyzstan (1), Sri Lanka (1), Timor-Leste (1), Guinea (1), Serbia (1).

* The annex has not been formally edited.

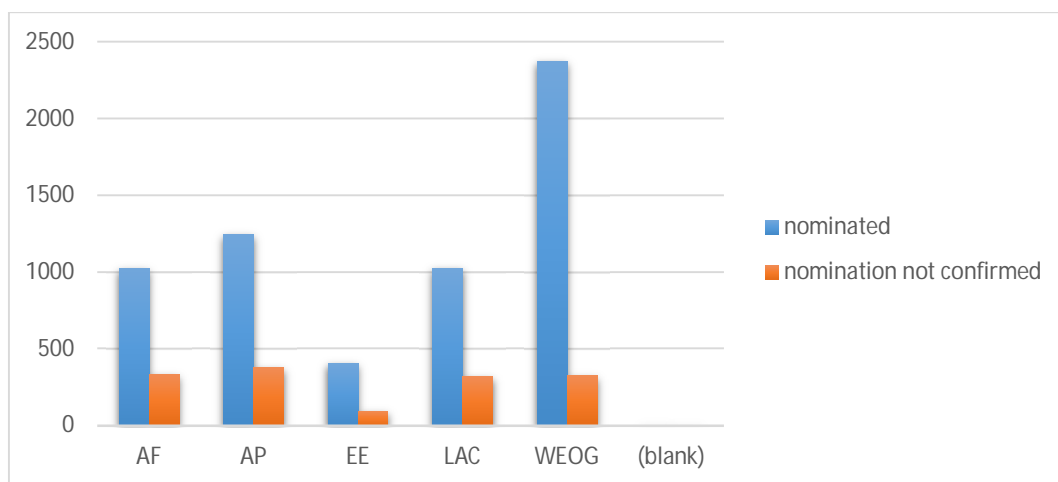


Figure 2: Nominations vs non-endorsed applications by region

3. In terms of gender, 63% of the nominees were male, 37% female.
4. The following figure shows the number of nominations for each region for each assessment-related process:

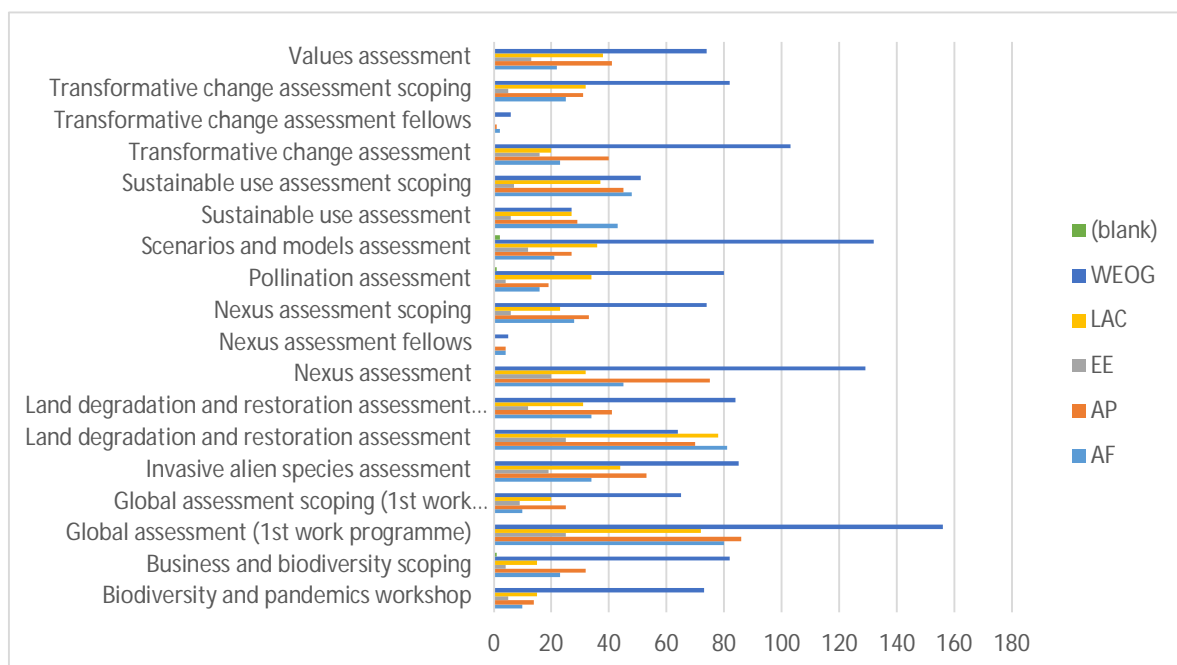


Figure 3a: Number of nominations for each region for each assessment-related process (excludes regional assessments; for entries listed “blank” no information on the nationality of the applicant is available)

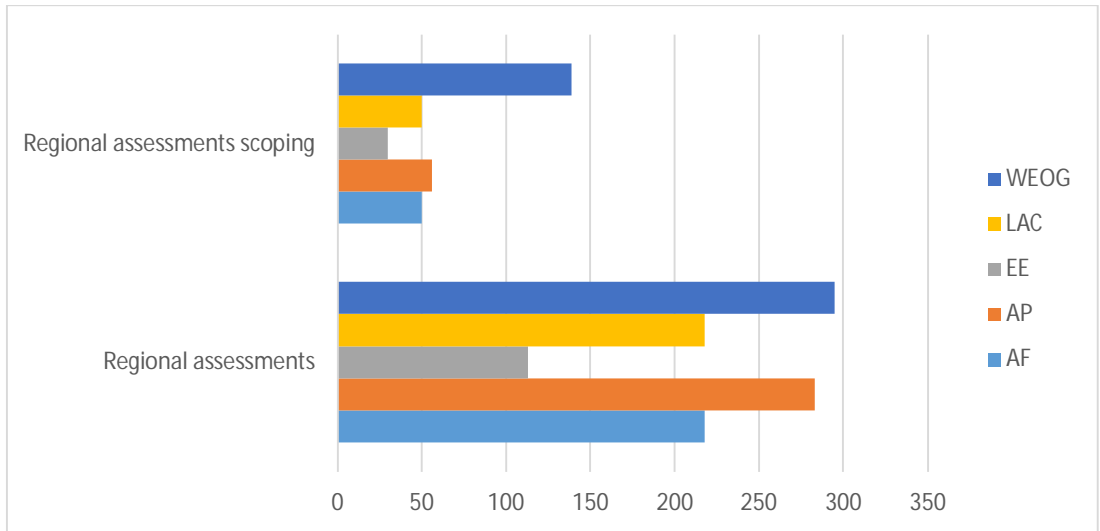


Figure 4b: Number of nominations for each region for the five IPBES Regional Assessments of Biodiversity and Ecosystem Services

5. The following figure shows the number of nominations for each region for each task force-related process:

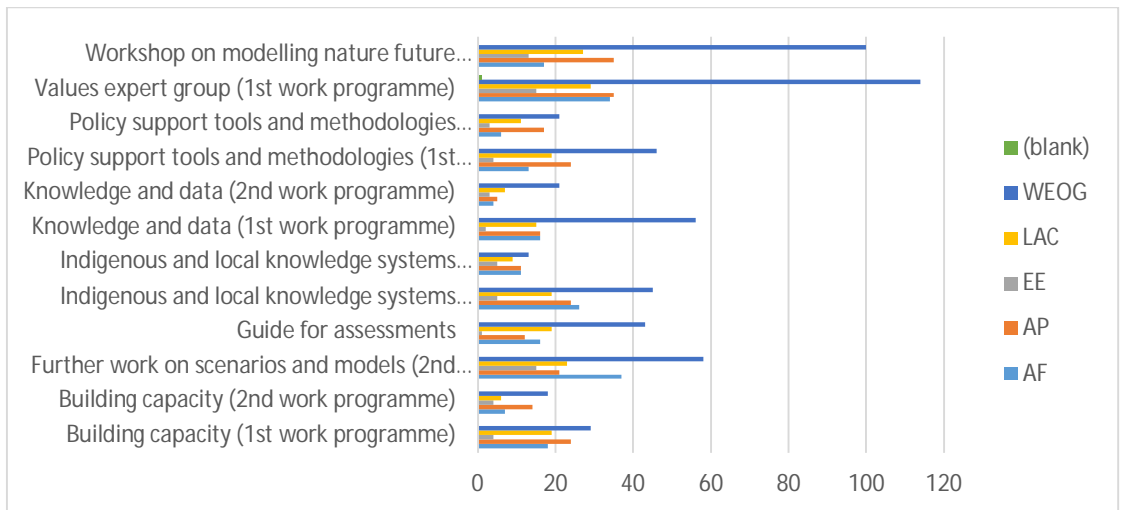


Figure 5: Number of nominations for each region for each task force-related process

6. From the pool of 6070 nominations, IPBES selected 1480 experts to participate in assessment or task force activities (some experts were selected for more than one activity). Of those selected, 9% came from the Eastern European Region, 15% from the African Region, 18% from the Latin America and the Caribbean Region, 20% from the Asia-Pacific Region, and 38% from the Group of Western European and Other countries.

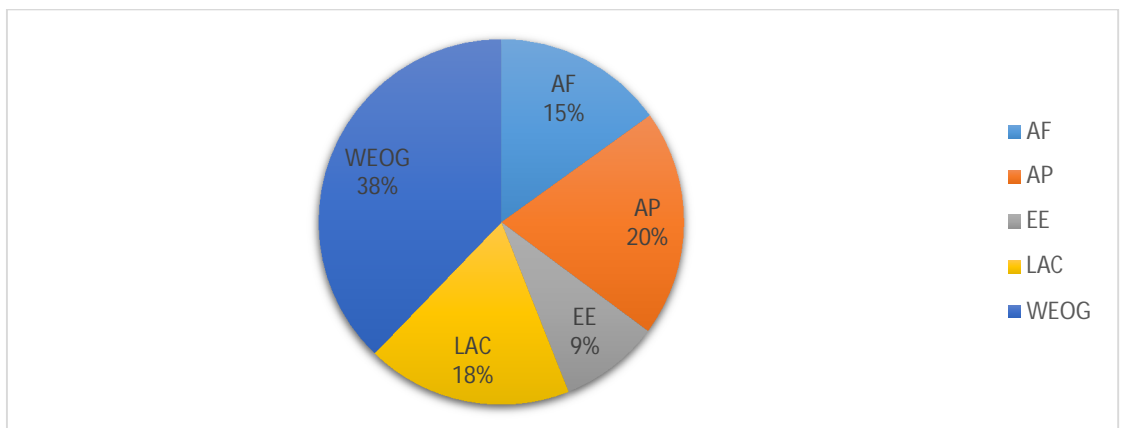


Figure 6 Regional distribution of experts selected from original pool of nominations

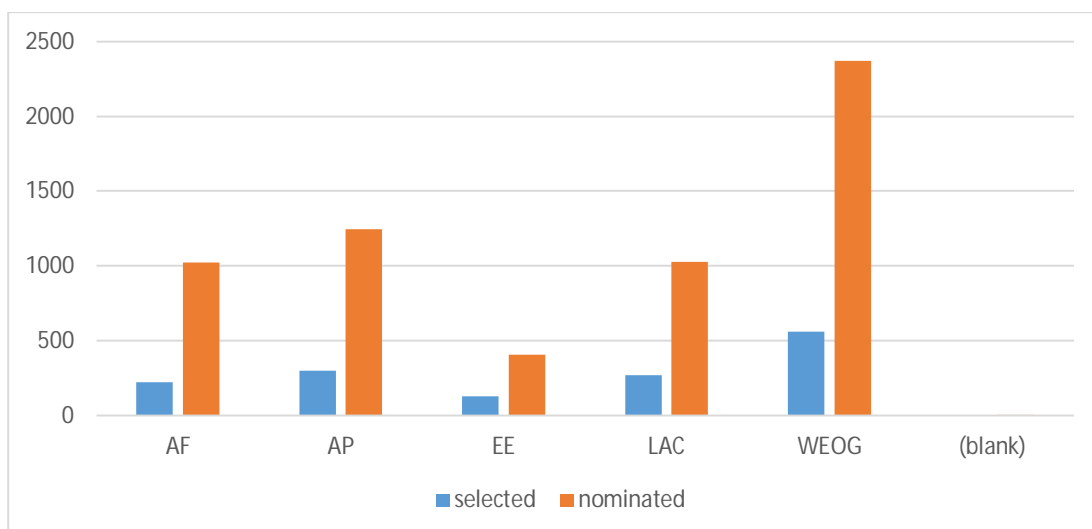


Figure 7: Regional distribution of total nominations received vs experts selected from original pool (for entries listed “blank” no information on the nationality of the applicant is available)

7. Of the selected experts, 61% were male, 39% female.
8. In addition to the 1480 experts selected from the initial pool of nominations, 334 experts, that is 23% of all IPBES experts, were selected through the procedure for filling gaps in expertise and retroactively nominated.

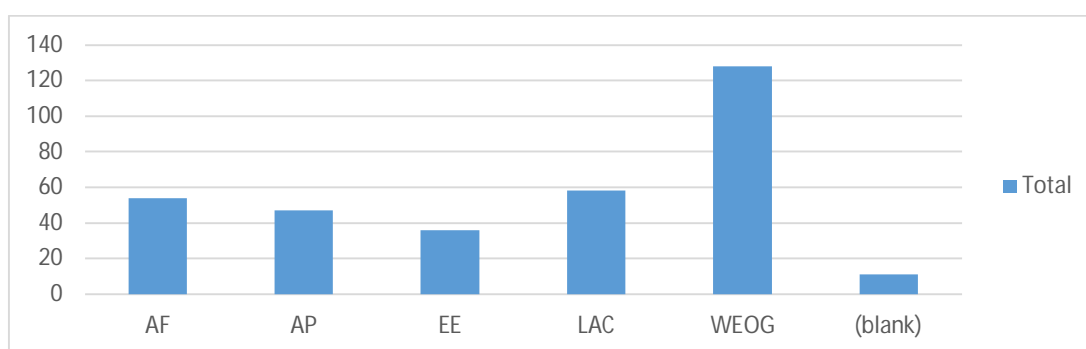


Figure 8: Regional distribution of experts selected through the procedure for filling gaps in expertise

9. Many of the nominated applicants applied for more than one call:

Table 1: Experts who have applied for more than one call

Number of applications	Count	%
1	3728	54%
2	751	22%
3	242	11%
4	91	5%
5	44	3%
6	27	2%
7	11	1%
8	8	1%
9	2	0%
10	2	0%
12	1	0%
Grand Total	4907	100%