

**Intergovernmental Science-Policy
Platform on Biodiversity and
Ecosystem Services**

Distr.: General
21 January 2016

Original: English

**Plenary of the Intergovernmental Science-Policy
Platform on Biodiversity and Ecosystem Services****Fourth session**

Kuala Lumpur, 22–28 February 2016

Item 5 (a) of the provisional agenda*

**Work programme of the Platform: thematic assessment
on pollinators, pollination and food production**

**Summary for policymakers of the thematic assessment on
pollinators, pollination and food production (deliverable 3 (a))****Note by the secretariat****Corrigendum**

- 1. Figure SPM.1: Global diversity of wild and managed pollinators**
Replace figure SPM.1 (page 6) with figure SPM.1 below
- 2. Page 9**
At the end of section A, insert figure SPM.3 below
- 3. Figure SPM.6: The International Union for Conservation of Nature (IUCN) Red List status of wild pollinator taxa**
Replace figure SPM.6 (page 14) with figure SPM.6 below

* IPBES/4/1.

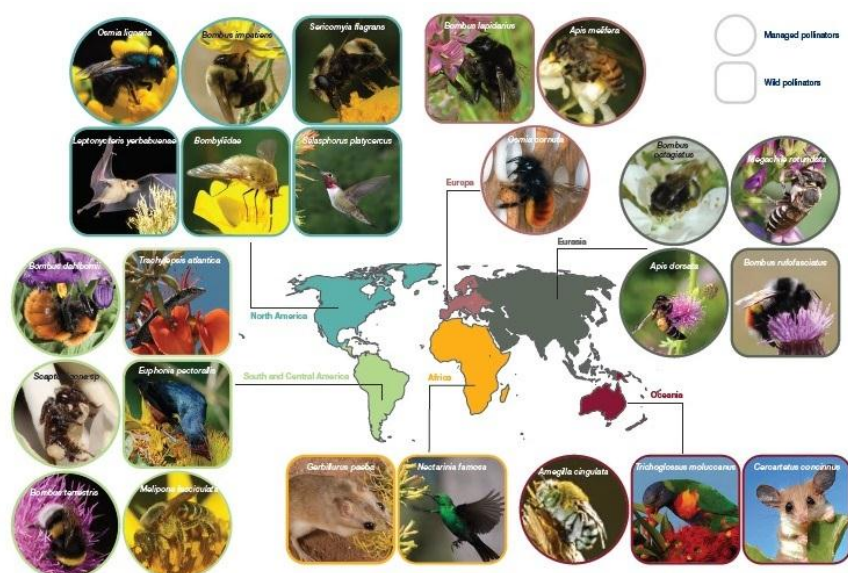
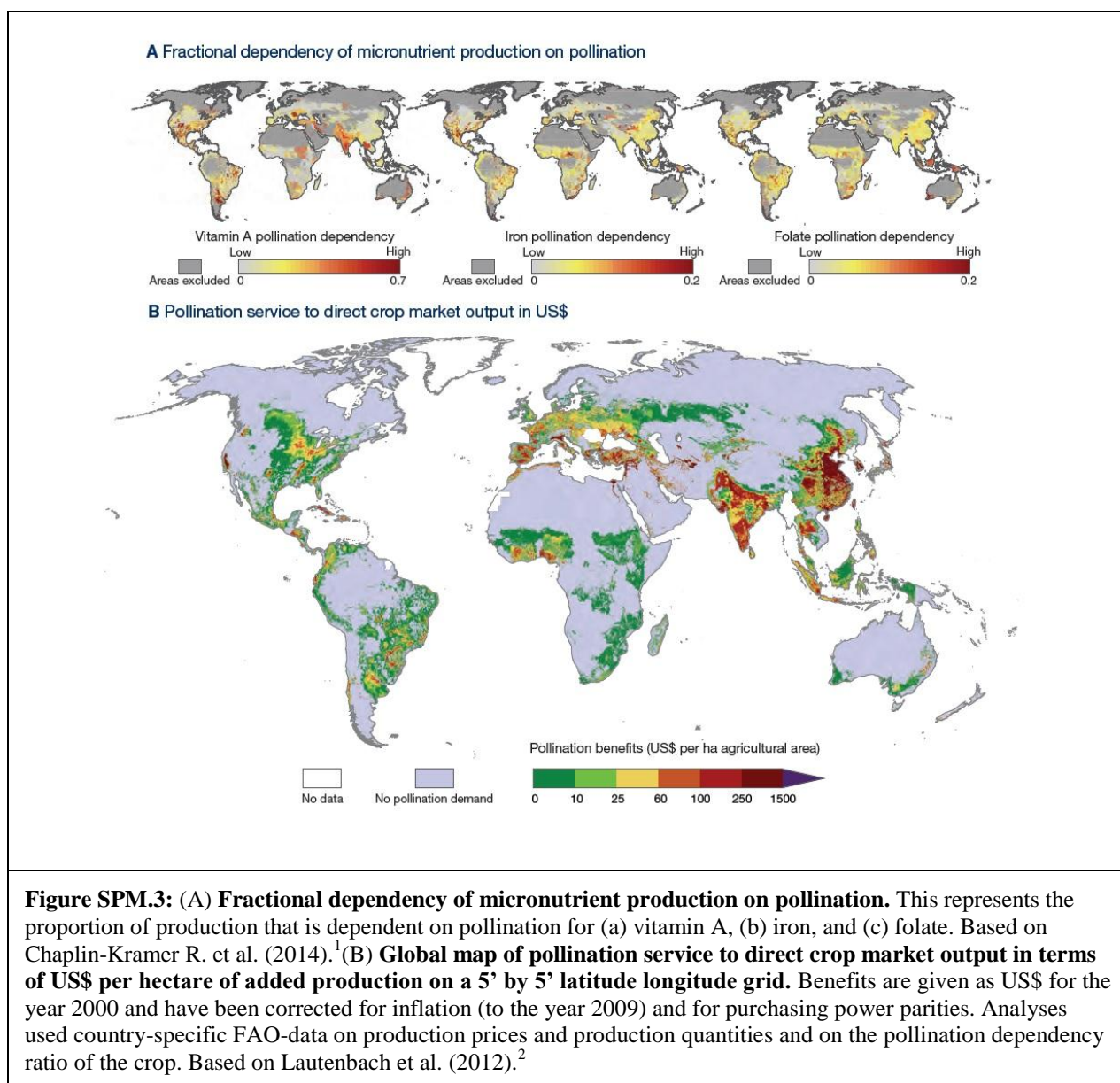
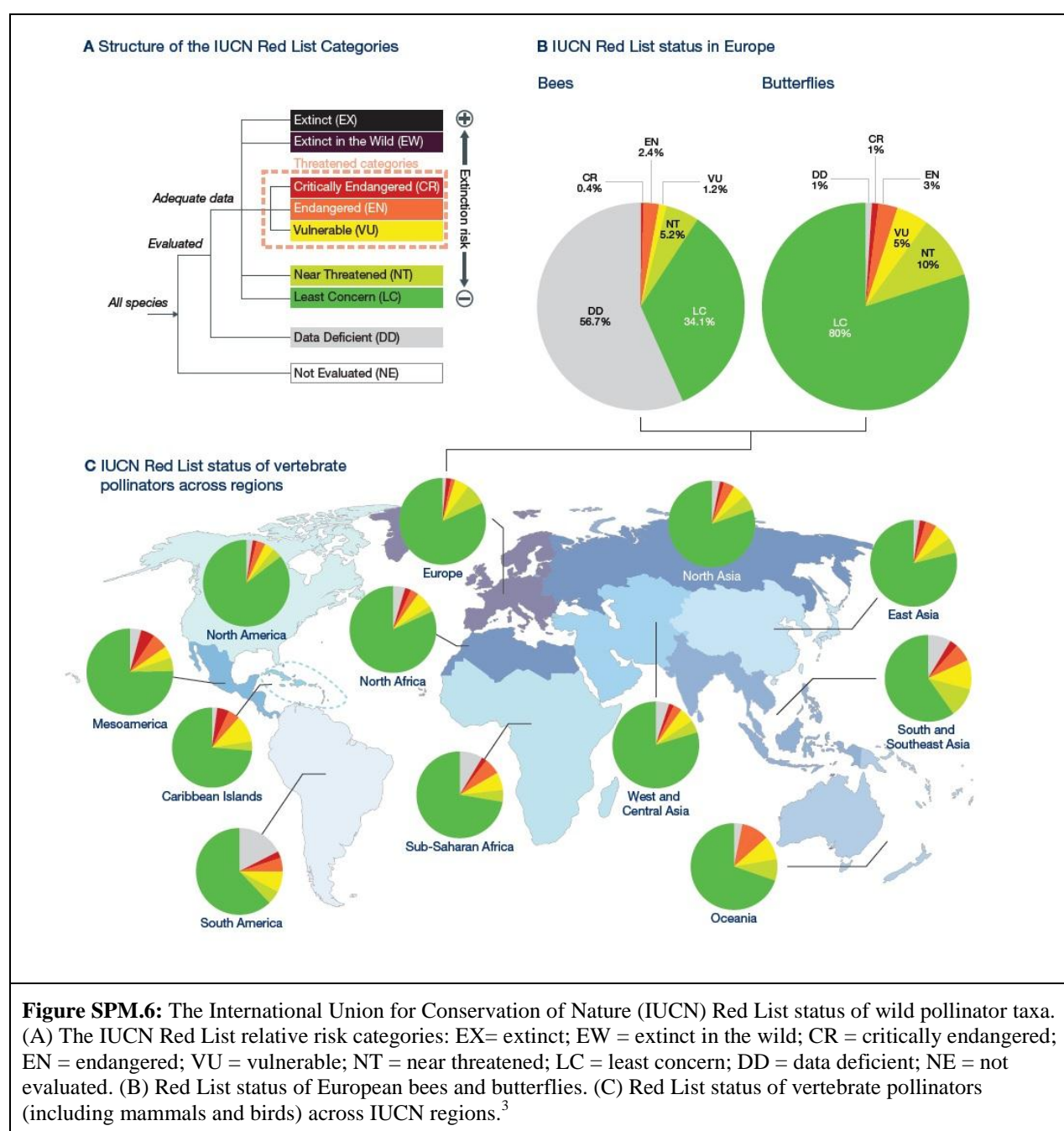


Figure SPM.1: Global diversity of wild and managed pollinators. Examples provided here are purely illustrative and chosen to reflect the wide variety of animal pollinators found regionally.



¹ Chaplin-Kramer R. et al. (2014) "Global malnutrition overlaps with pollinator-dependent micronutrient production." *Proc. R. Soc. B* 281: 2014.1799.

² Lautenbach S. et al. (2012) "Spatial and temporal trends of global pollination benefit." *PLoS ONE* 7: e35954.



³ This map replicates the original country and territory assignments to geographical regions used by the IUCN during their assessment process. Further details are available from: <http://www.iucnredlist.org/technical-documents/data-organization/countries-by-regions>.